

# Capital Market Developments in Bangladesh\*

July-September, 2018



## Research Department Bangladesh Bank

*\*Prepared by Special Studies Division, Research Department, Bangladesh Bank (Central Bank of Bangladesh). Comments on any aspect on the report are highly welcomed and can be sent to Md. Golzare Nabi, Deputy General Manager, Research Department, Bangladesh Bank (e-mail: [golzare.nabi@bb.org.bd](mailto:golzare.nabi@bb.org.bd)), Md. Mokhlesur Rahman, Joint Director, Research Department, Bangladesh Bank (e-mail: [mokhlesur.rahman2@bb.org.bd](mailto:mokhlesur.rahman2@bb.org.bd)) or Rupok Chad Das, Assistant Director, Research Department, Bangladesh Bank (e-mail: [rupok.chad@bb.org.bd](mailto:rupok.chad@bb.org.bd)).*

# **Report Preparation Committee**

## **Chief Coordinator**

Dr. Md. Akhtaruzzaman, Economic Adviser

## **Coordinator**

Md. Abdul Awwal Sarker, General Manager

## **Team Members**

Md. Golzare Nabi, Deputy General Manager

Md. Mokhlesur Rahman, Joint Director

Rupok Chad Das, Assistant Director

# Capital Market Developments in Bangladesh

July-September, 2018

Capital market in Bangladesh consists of two full-fledged automated stock exchanges- the Dhaka Stock Exchange (DSE) and the Chittagong Stock Exchange (CSE). Bangladesh Securities and Exchange Commission (BSEC), as the watchdog regulates the stock exchanges of the country. The quarterly analysis on capital market developments gives some insights to understand overall activities of capital market in Bangladesh. During July-September 2018, both Dhaka Stock Exchange (DSE) and Chittagong Stock Exchange (CSE) exhibited upward trend in terms of turnover compared to the previous quarter even though these showed slightly downward trend in terms of index. Broad index of DSE and all share price index of CSE stood at 5368.96 points and 16483.29 points respectively at the end of September 2018.

## Dhaka Stock Exchange (DSE)

The total number of listed securities stood at 575 at the end of September 2018. Among listed companies, there were 308 companies, 37 mutual funds, 221 government bonds, 8 debentures, and 1 corporate bond respectively. The number of companies consists of 30 banks, 23 financial Institutions, 47 insurance companies and 208 other companies.

During the period July-September 2018, a total number of 11.08 billion shares were traded as against 7.7 billion shares during April-June 2018 and 19.41 billion shares during the same period of the previous year. It was 43.64 percent higher than that of preceding quarter but 42.91 percent lower than that of the same period of the previous year respectively. During the period under report, the total turnover value of traded shares was BDT 449.82 billion which was 46.06 percent higher but 25.60 percent lower than that of the preceding quarter and the same quarter of the previous year respectively (Annex-1).

**Table 1: Sector wise Performance of DSE during July-September 2018**

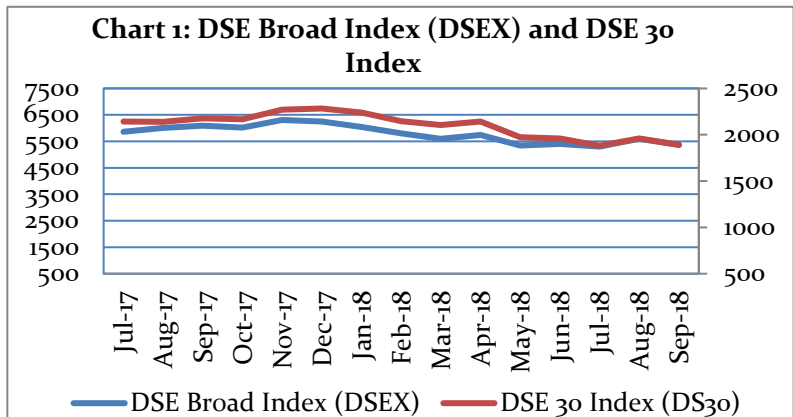
(BDT/volume in billions)

	No. of listed Securities	Issued capital	Market Capitalization	Total turnover	Turnover volume	P/E Ratio	Yield
Banks	30	278.60	561.62	32.81	1.71	8.76	2.99
FIs	23	47.04	193.25	21.49	0.80	13.63	2.73
Insurance Com	47	23.61	100.83	12.91	0.35	11.89	2.46
Mutual Funds	37	55.62	34.85	2.41	0.31		
Govt. T. Bonds	221	548.59	548.59	0.00	0.00		
Corporate Bond	1	3.00	2.78	0.04	0.00		
Debentures	8	0.35	0.58	0.00	0.00		
Other Companies	208	271.69	2434.34	380.17	7.91		
Grand Total	575	1228.50	3876.84	449.82	11.08	15.17	3.60

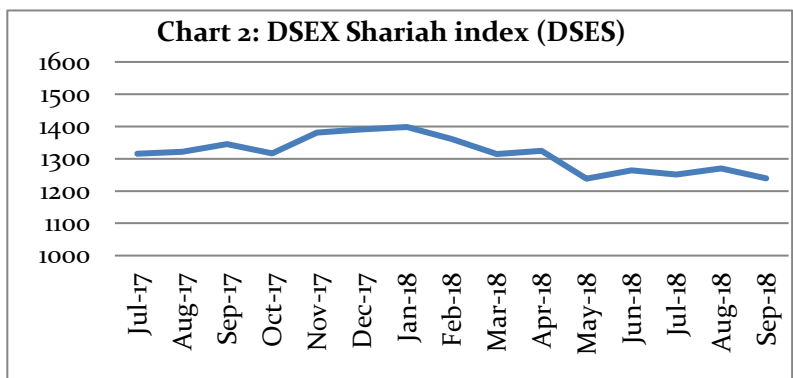
Source: Dhaka Stock Exchange (DSE)

Note: BDT= Bangladeshi Currency (Taka)

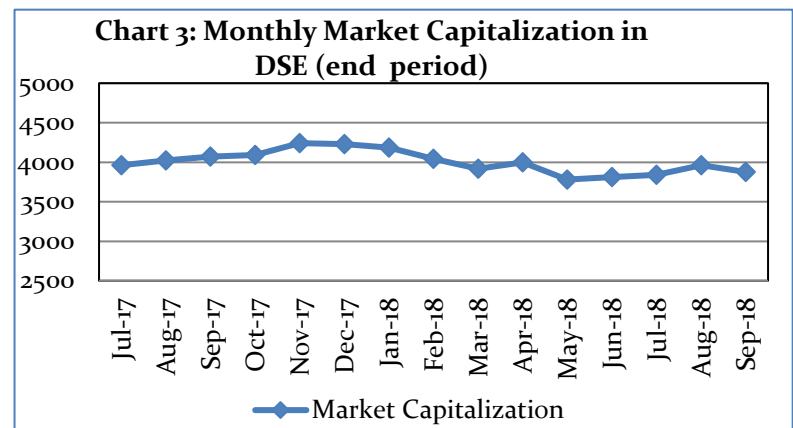
All Share Price Index of DSE (DSEX) stood at 5368.96 points at the end of September 2018, which was 0.68 percent lower than 5405.46 points at the end of June 2018 as well as 11.88 percent lower than 6092.84 points at the end of September 2017 (Chart-1). DSE30 index stood at 1889.71 points at the end of September 2018, which was 3.58 percent and 13.22 percent lower than 1959.95 and 2177.62 points at the end of June 2018 and September 2017 respectively.



Sharia'h Compliant index named DSES went down to 1239.07 points at the end of September 2018 which was 1263.79 points at the end of June 2018 and 1345.86 points at the end of September 2017 (Chart 2).

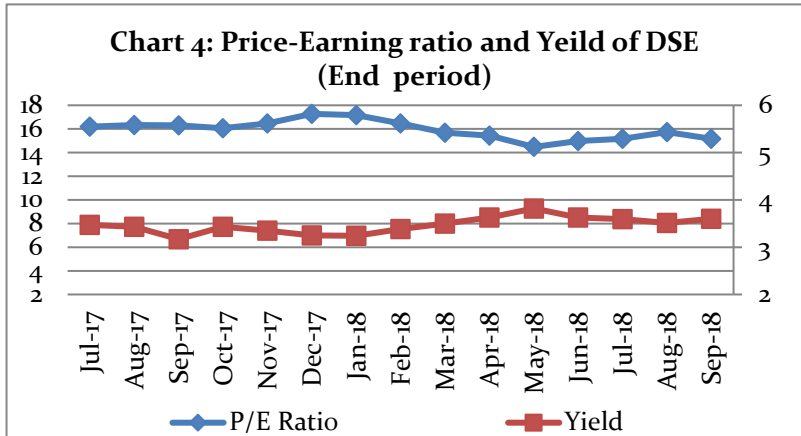


The market capitalization of DSE stood at BDT 3876.84 billion at the end of September 2018, which was 0.77 percent higher than that of the previous quarter but 4.79 percent lower than that of the same period of the previous year (Chart-3). The ratio of market capitalization to GDP



stood at 17.32 percent at the end of September 2018, which registered the peak at 43.52 during the month of December 2010.

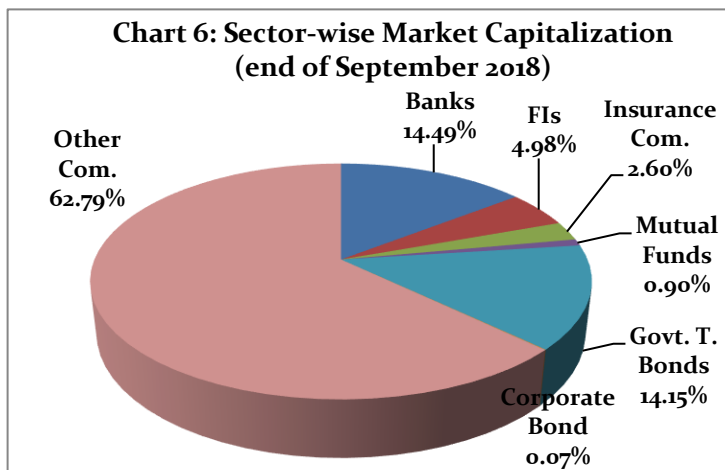
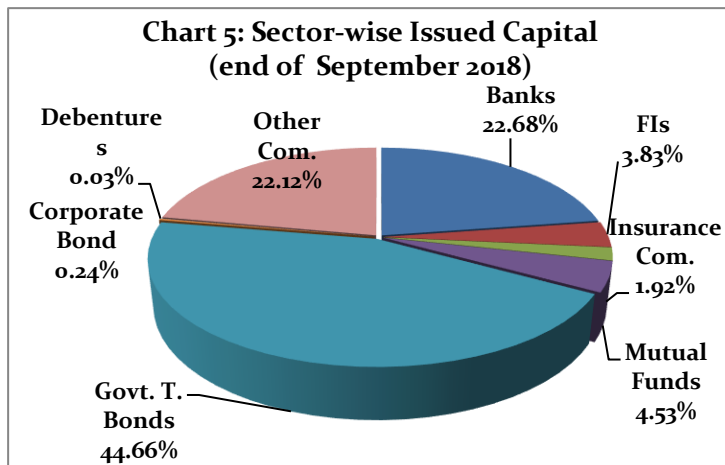
The price-earning (P/E) ratio slightly increased to 15.17 during the period under report which was 14.97 at the end of the preceding quarter. The ratio was 16.31 at the end of the same quarter of the preceding year. In contrast, the yield of all share decreased to 3.60 at the end of September 2018



which was 3.63 at the end of June 2018 and 3.17 at the end of September 2017. Trend of Price-Earnings ratio and yield are shown in the Chart 4.

### Sector wise Issued capital and market capitalization of DSE

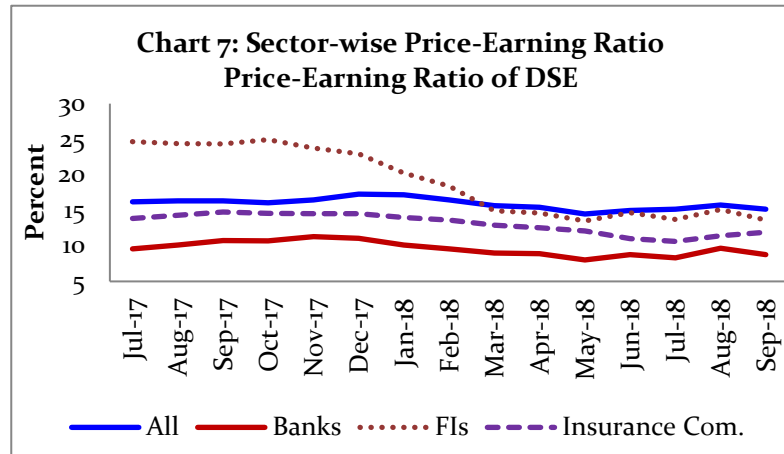
The total amount of issued capital increased to BDT 1228.50 billion at the end of September 2018 which was BDT 1219.67 billion and BDT 1178.05 billion at the end of June 2018 and September 2017 respectively. At the end of September 2018 among different sectors, Bangladesh Govt. Treasury Bonds (BGTBs) dominate the bourse in terms of issued capital. This sector issued around 44.66 percent of the capital followed by banking sectors (22.68 percent) and other companies (22.12 percent). At the same time the shares of Mutual Fund, Financial institutions (FIs), Insurance companies and corporate bonds were 4.53 percent, 3.83 percent, 1.92 percent, and 0.24 percent respectively (Chart 5).



The contribution of Banks to the total market capitalization was 14.49 percent. The contribution of Govt. Treasury Bonds (BGTBs), Financial Institutions (FIs),

Insurance Companies, Mutual Fund and Corporate Bonds was approximately 14.15 percent, 4.98 percent, 2.60 percent, 0.90 percent and 0.07 percent respectively. During the same period, except financial sector the contribution of other listed companies (manufacturing, service and others) captured the highest portion (62.79 percent) among all listed securities in DSE (chart 6).

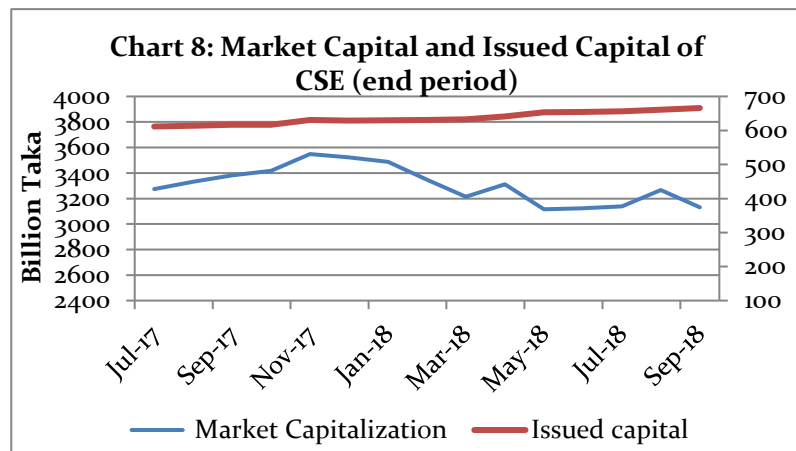
Price-earnings (P/E) ratio of all securities of DSE registered 15.17 percent at the end of September 2018. Within the financial sector companies the P/E ratios for banking sector historically performs the best. P/E ratios for banks, FIs and Insurances companies are 8.76, 13.63 and 11.89 percent respectively (chart 7).



### Chittagong Stock Exchange (CSE)

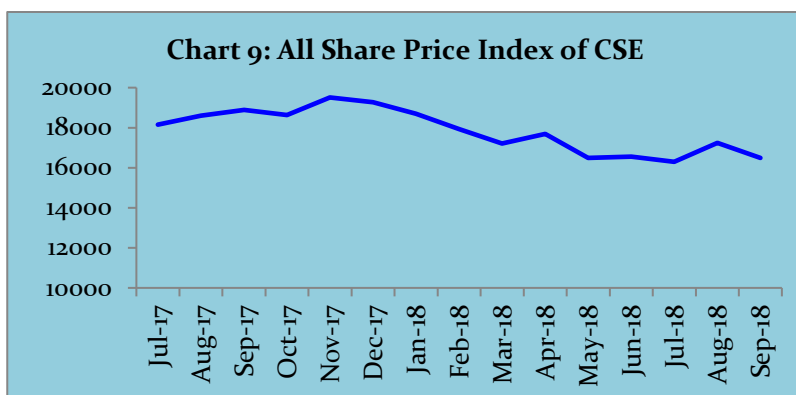
The total number of listed securities in Chittagong Stock Exchange (CSE) stood at 317 at the end of September 2018. During the period July-September 2018, a total number of 734.62 million shares were traded as against 607.80 million shares during April-June 2018 and 1495.48 million shares during the same period of the previous year. It was 20.87 percent higher than that of preceding quarter but 50.88 percent lower than that of the same period of the previous year respectively.

During July-September 2018, the total turnover value of traded shares was BDT 29.34 billion which was 36.49 percent higher than that of the preceding quarter but 29.72 percent lower than that of the same quarter of the previous year. The market capitalization



of CSE stood at BDT 3131.48 billion at the end of the period under report, which was 0.25 percent higher but 7.43 percent lower than that of the preceding quarter and the same period of the preceding year respectively (Chart-8).

All Share Price Index of CSE stood at 16483.29 points at the end of September 2018, which was 0.45 percent and 12.70 percent lower than 16558.51 points and 18881.60 points at the end of June 2018 and September 2017 respectively. The CSE-30 index stood at 14720.68 points at the end of September 2018, which is 2.47 percent and 10.38 percent lower than 15092.77 and 16424.84 points at the end of June 2018 and September 2017 respectively. The Shariah Compliant index 'CSES' went down to 1099.18 points at the end of September 2018 which was 1120.37 points at the end of June 2018 and 1227.25 points at the end of September 2017.



The total amount of issued capital rose to BDT 665.86 billion at the end of September 2018 which was BDT 654.06 billion and BDT 616.70 billion at the end of June 2018 and September 2017 respectively. During July-September 2018, Price Earnings (P/E) ratio in CSE increased to 15.03 from 14.94 at the end of the preceding quarter but that ratio was lower compared to the same period of the preceding year. In Chittagong Stock Exchange, the yield slightly decreased to 3.26 at the end of September 2018 which was 3.37 at the end of June 2018 and 2.98 at the end of September 2017.

A comparative picture of the two stock exchanges (Table-2) is given below:

**Table 2: Summary of Capital Market Developments in Bangladesh**

End period	Number of listed Securities		Issued capital (Billion Taka)		Market Capitalization (Billion Taka)		Total Turnover (Billion Taka)		Indices	
	DSE	CSE	DSE	CSE	DSE	CSE	DSE	CSE	DSE	CSE
Jun-16	559	298	1,127.41	566.08	3,185.75	2,496.85	237.85	16.20	4,507.58	13,802.59
Sep-16	559	299	1,131.39	565.57	3,281.91	2,582.65	248.92	21.21	4,695.19	14,429.44
Dec-16	560	300	1,145.30	574.10	3,412.44	2,683.04	424.90	26.15	5,036.05	15,477.66
Mar-17	562	302	1,152.55	590.06	3,798.31	3,118.87	754.07	45.73	5,719.61	17,738.30
Jun-17	563	303	1,165.51	606.57	3,801.00	3,113.25	377.32	30.68	5,656.05	17,516.71
Sep-17	564	304	1,178.05	616.7	4,072.08	3,382.72	604.63	41.76	6,092.84	18,881.60
Dec-17	569	308	1,194.16	628.92	4,228.95	3,522.97	433.58	29.33	6,244.52	19,264.04
Mar-18	570	310	1,137.48	633.10	3,917.19	3,213.31	244.67	16.66	5,597.44	17,215.11
Jun-18	572	312	1,219.67	654.06	3,812.29	3,123.52	93.59	21.50	5,405.46	16,558.51
Sep-18	575	317	1,228.50	665.86	3,876.84	3,131.84	449.82	29.34	5,368.96	16,483.49

Source: Dhaka Stock Exchange (DSE) and Chittagong Stock Exchange (CSE)

## Regional Markets

Of the selected regional stock markets from 6 countries (Bangladesh, India, Indonesia, Sri Lanka, Pakistan and Thailand), main indices of the stock market of Thailand showed an upward trend at the end of September 2018. It is observed that, Thailand has the highest market capitalization (percent of GDP) among the selected countries (111.71 percent) followed by 78.91 percent in India, 42.68 percent in Indonesia, 23.14 percent in Pakistan and 15.68 percent in Bangladesh at the end of September 2018. However, Pakistan has highest Interest rate of 10 Year Government Bond (10.00 percent) while it was 6.95 percent in Bangladesh at the end of September 2018 (Table 3).

**Table 3: Regional markets as on September 2018**

Country	Index		Interest Rate 10-Yr-G-Bond % a year	M. Cap to GDP ratio* %	Yield	P/E ratio
	In Name	% change over previous month				
Thailand	SET	1.84	2.64	111.71	1.99	17.28
India	S&P BSE SENSEX	-4.56	8.07	78.91	1.24 (BSE 100)	23.31 (BSE 100)
Indonesia	ISE	-2.80(JC)	8.16 (JC)	42.68	-	-
Pakistan	Pakistan SE	-2.88 (KSE 100)	10.00 (KSE 100)	23.14	-	-
Sri Lanka	Colombo SE	-	-	-	1.15	9.18
Bangladesh	DSEX	-4.14	6.95	15.18	3.55	15.24

Source: Monthly Review of Dhaka Stock Exchange, September 2018.Vol33. No 09

\*Data as on August, 2018

## Conclusion

Mobilization of funds keep the wheel of an economy running ahead and work as a financial trigger for smoothing the take-off conditions towards a sustainable economy. A strong capital market plays that catalytic role in economic development through channeling long term funds from savers to entrepreneurs. To make this development inclusive and sustainable, a well managed and vibrant capital market is of enormous importance for a country like Bangladesh. Historically, in our country, banks have been playing major role of financing long term capital intensive projects that should have been financed through capital market. This demand can be met through issuance of a variety of financial instruments like Sukuk bonds, debentures and derivative instruments. To upgrade the status of the country from lower middle income to higher middle income country, capital market needs to play active role to attract funds both from home and abroad.



The regulatory body of capital market, Bangladesh Security and Exchange Commission (BSEC) may undertake some necessary pragmatic steps with appropriate regulatory support to create eagerness of the fund owners to make investments in capital markets. To this end, BSEC may ensure good corporate governance, motivate good companies for floating shares/bonds and sukuk providing with more attractive incentives.