بِسْمِ ٱللَّهِ ٱلرَّحْمَٰنِ ٱلرَّحِيمِ

MONTHLY

ISLAMIC BANKING AND FINANCE STATISTICS (IBFS)

SEPTEMBER 2026

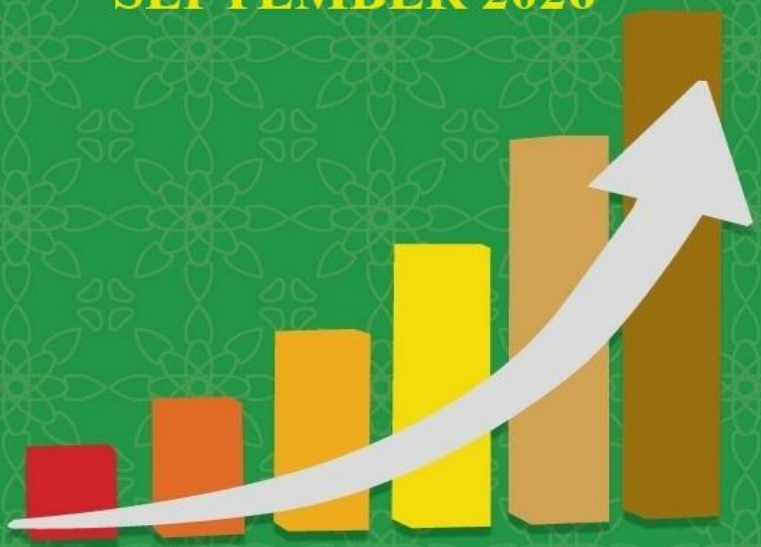

Bangladesh Bank
Statistics Department

Advisory Committee

Chief Adviser

Md. Anis Ur Rahman

Deputy Governor

Adviser

Shabnam Shirin

Executive Director (Statistics)

Editorial Committee

Chief Editor

Mohammed Rabiul Islam

Director (Statistics)

Editor

Md. Lulu Miah

Additional Director (Statistics)

Associate Editors

Zulfia Abedin

Joint Director (Statistics)

Syed Iftekhar Alam, CSAA

Deputy Director (Statistics)

Md. Mahfuzur Rahman Khan

Assistant Director (Statistics)

MONTHLY
ISLAMIC BANKING AND FINANCE STATISTICS (IBFS)*

September, 2026

Islamic Banking and Finance Database Unit
Statistics Department
Bangladesh Bank

*Prepared by **Islamic Banking and Finance Database Unit**, Statistics Department, Bangladesh Bank (The Central Bank of Bangladesh). Any suggestions/comments for improvement in the contents of this booklet would be highly appreciated and can be sent to Mohammed Rabiul Islam, Director (Statistics), Statistics Department, Bangladesh Bank* (mrabiul.islam@bb.org.bd) and *Md. Lulu Miah, Additional Director (Statistics), Statistics Department, Bangladesh Bank* (lulu.miah@bb.org.bd).

Table of Contents

Contents	Page
Introduction……..	i-ii
Executive Summary……..	iii-xiv

Statistical Tables & Charts on Islamic Banking Statistics

List of Tables:

Table 1: Number of Islamic Banks, Branches & Windows in September' 2026 ……..…...…….. 1
Table 2: Major Indicators of Islamic Banking in Bangladesh……... 2
Table 3: A Comparison of Major Indicators of Islamic Banking with All Scheduled Banks……..... 3
Table 4: Deposits Scenario of Banks - A Comparison between Islamic and Conventional Banks..…… 4
Table 5: Mode wise Islamic Banking Deposits in Bangladesh……. 5
Table 6: Sector wise Islamic Banking Deposits in Bangladesh…… 6
Table 7: Investments Scenario of Banks - A Comparison between Islamic and Conventional Banks..……... 7
Table 8: Mode wise Islamic Banking Investments in Bangladesh……... 8
Table 9: Economic Purpose wise Islamic Banking Investments in Bangladesh……... 9
Table 10: Agent Banking Deposits Scenario of Banks - A Comparison between Islamic and Conventional Banks…….... 10
Table 11: Gender and Geo-location wise School Banking in Bangladesh…… 11
Table 12: Mobile Financial Services (MFS) in Islamic Banking…….. 12
Table 13: E-banking and E-commerce in Islamic Banking……... 13

List of Charts:

Chart 1: Comparison of Major Indicators of Islamic Banking with Conventional Banking, September' 26…... 3
Chart 2: Market Share of Deposits in terms of Islamic and Conventional Banking, September' 26...……..…… 4
Chart 3: Percentage of various Modes of Islamic Banking Deposits, September' 26…….……..……... 5
Chart 4: Percentage of various Sectors of Islamic Banking Deposits, September' 26…...…..…….. 6
Chart 5: Market Share of Investments in terms of Islamic and Conventional Banking, September' 26……..… 7
Chart 6: Percentage of various Modes of Islamic Banking Investments, September' 26……..……... 8
Chart 7: Percentage of various Investments of Islamic Banks in terms of Economic Purposes..…….. 9
Chart 8: Market Share of Agent Banking Deposits in terms of Islamic and Conventional Banking, September' 26…… 10
Chart 9: Market Share (%) of School Banking Accounts in terms of Islamic and Conventional Banking, September' 26….. 11

Statistical Tables & Charts on Islamic Non-Banking Financial Companies (NBFCs) Statistics

List of Tables:

Table 14: Number of Islamic NBFCs, Branches & Windows in September' 26…..……..……... 14

Table 15: Major Indicators of Islamic NBFCs in Bangladesh…….. 15

Table 16: A Comparison of Major Indicators of Islamic NBFCs with All NBFCs in Bangladesh…….. 16

Table 17: Deposits Scenario of NBFCs - A Comparison between Islamic and Conventional NBFCs…...…… 17

Table 18: Mode wise Deposits of Islamic NBFCs in Bangladesh ……..…….…... 18

Table 19: Sector wise Deposits of Islamic NBFCs in Bangladesh…….….. 19

Table 20: Investments Scenario of NBFCs - A Comparison between Islamic and Conventional NBFCs …….. 20

Table 21: Mode wise Investments of Islamic NBFCs in Bangladesh…….…….. 21

Table 22: Economic Purpose wise Investments of Islamic NBFCs in Bangladesh……..…… 22

List of Charts:

Chart 10: Comparison of Major Indicators of Islamic NBFCs compared to Conventional NBFCs, September' 26.. 16

Chart 11: Market Share of Deposits in terms of Islamic and Conventional NBFCs, September' 26……..…. 17

Chart 12: Percentage of various Modes of Deposits of Islamic NBFCs, September' 26……..…… 18

Chart 13: Percentage among various Sectors of Deposits of Islamic NBFCs, September' 26…….…..…….. 19

Chart 14: Market Share of Investments in terms of Islamic and Conventional NBFCs, September' 26……..… 20

Chart 15: Percentage of various Modes of Deposits of Islamic NBFCs, September' 26…….. 21

Chart 16: Percentage of various Economic Purposes of Deposits of Islamic NBFCs, September' 26…….…..... 22

Concluding Remarks…… 23

Appendices

Appendix-1: Time Series Data on Islamic Banking in Bangladesh, Sep' 25 to September' 26…..…. 24

Appendix-2: Time Series Data on Islamic NBFCs in Bangladesh, Sep' 25 to September' 26……..... 25

Appendix-3: Measures Taken by Bangladesh Bank for Islamic Banking & Finance……..…….. 26

Introduction

Islamic banking is a financial system that promotes finance according to Islamic Shariah law. The elimination of Riba makes Islamic banking system unique and widely acceptable especially among the Muslims. The Islamic banking system is mainly based on Quranic norms and Sunnah. In this system, the risk as well as returns on investment is equally shared between the stakeholders.

The Islamic finance industry has established substantially over the last ten years. Conventional banks are also now opening Islamic branches and windows taking into account public demand. At present, besides conventional banking services, seventeen conventional commercial banks are providing Islamic banking services through fifty eight Islamic banking branches and fourteen conventional commercial banks are providing Islamic banking services through six-hundred and sixty six Islamic banking windows. Ten conventional commercial banks are providing Islamic banking services through both branch and window (Table 1).

With a view to conducting banking business in accordance with Islamic Shariah Islamic banking services are introduced in all Muslim countries throughout the world. The journey of Islamic banking in Bangladesh began in 1983 with establishment of Islami Bank Bangladesh PLC. Later on, in 1987, the second Islamic bank of the country, Al Baraka Bank Ltd was established. However, in 1996, two more banks, Al-arafah Islami Bank PLC and Social Investment Bank Limited (At present Social Islami Bank PLC) were given clearance to operate under the Islamic banking principles. In July 2001, another bank namely Shahjalal Islami bank PLC began its operations. Subsequently, two traditional banks namely EXIM Bank PLC and First Security Bank (At present First Security Islami Bank PLC) were converted to Islamic bank, and EXIM bank started operations as full-fledged Islamic bank in 2004. After some time the fourth generation bank Union Bank PLC started its journey as an Islamic bank in Bangladesh on 07 March 2013. NRB Global Bank was converted into an Islamic bank in March 2021 and at present it is known as Global Islami Bank PLC. Then in March 2022, another conventional bank, Standard Bank PLC, was transformed into an Islamic bank. Currently, ten full-fledged Islamic banks are operating in Bangladesh.

Besides Islamic Banks, Islamic NBFCs industry is also expanding through opening Islamic branches and windows taking into account public demand. At present, among thirty five NBFCs, two NBFCs are operating as full-fledged Islamic NBFC, one conventional NBFC is providing Islamic NBFC services through seven Islamic NBFC branches including four windows and seven conventional NBFC are providing Islamic NBFC services through sixty nine Islamic NBFC windows (Table-14)

In order for conducting NBFCs business in accordance with Islamic Shariah, Islamic NBFCs services are introduced in most of the Muslim countries throughout the world. The journey of Islamic NBFCs in Bangladesh began in 2001 with the establishment of Islamic Finance and Investment Ltd. Later on, in 2007, the second Islamic NBFC of the country, Hajj Finance Company Limited was established. Later on, seven NBFCs have launched their Islamic NBFCs services through opening branches and windows.

In Bangladesh, the extent of Islamic banking services is increasing rapidly like other Muslim countries of the world. Islamic banks/NBFCs governed by Islamic Sharia'h are running in parallel with conventional banks/NBFCs. In Islamic banking Riba is used to refer to interest. According to Islamic Law interest is prohibited, that is why Riba is prohibited in Islamic banking. Based upon this idea Islamic banking is running.

As several Islamic banks are operating in the banking sector of Bangladesh, Statistics Department of Bangladesh Bank took necessary initiatives and issued a circular **[STD Circular No-2, Date: 06-02-2022]** instructing all banks who are offering Islamic banking services to report data on Islamic banking in a prescribed format. Likewise data collection from Islamic banks, Statistics Department of Bangladesh Bank also took necessary initiatives and issued a circular **[STD Circular No-01, Date: 15-01-2025]** instructing all NBFCs who are offering Islamic NBFCs services to report data on Islamic financing in a prescribed format. Furthermore, with a view to establishing a standardized reporting framework for Islamic financial transactions across banks and non-bank financial institutions (NBFCs), the draft *Guidelines for Reporting Islamic Banking Data for Banks and NBFCs* have been formulated and uploaded to the Bangladesh Bank website for stakeholder feedback. Subsequently, a circular [**STD Circular Letter No. 01, dated 20 September 2026**] was issued to banks and NBFCs, introducing revised reporting requirements along with updated data templates to facilitate the systematic collection and reporting of Islamic financial transaction data.

It is necessary to disseminate the statistics of different indicators related to Islamic banking to public, researchers, educationist & policy makers so that they may aware of Islamic banking practices in Bangladesh or they can conduct further research or policy makers can formulate policies if requires.

This report tries to find the trend of major indicators of Islamic banks as well as Islamic NBFCs in Bangladesh in order to give readers a preliminary idea about the current Islamic banking and finance practices in the country. In the Executive Summary portion, the trend and nature of growth of different indicators have been discussed. In Statistical Tables & Charts portion detailed data on the indicators are furnished. Finally based on the findings of the analysis this report is ended with some concluding remarks.

Executive Summary

Overview

This portion of the report provides a descriptive analysis of some of the indicators of both **Islamic and Conventional banking** in Bangladesh aiming at measuring performance of them from November 2023 to September 2026. The study focuses on key banking activities such as deposits**,** investments**,** assets**,** exports**,** imports, and workers' remittances in order to examine trend and nature of growth over the period under study. However, the data unveils differential growth patterns within the two sectors. The findings of the study reveal that conventional banks outperformed Islamic banks in most cases**.**

This portion of the report also depicts trend of some indicators such as deposits**,** investments and assets of both **Islamic and Conventional NBFCs** in Bangladesh. The main objective of this analysis is just to give the readers a preliminary idea about the aforementioned indicators of the NBFCs in Bangladesh.

1. For Islamic Banks

1.1 Deposits

The banking sector in Bangladesh experienced an upward trend of deposits from November 2023 to September 2026 (Fig-1). Total deposits increased from BDT 17.54 trillion in November 2023 to BDT 23.13 trillion in September 2026, reflecting gradual expansion of the sector. Conventional banks consistently dominated deposit mobilization, contributing the largest share (79.31%) during the reference month. In contrast Islamic banks, despite their small share (20.69%), demonstrated steady and moderate growth.

Figure- 1: Deposits (BDT in Trillion)

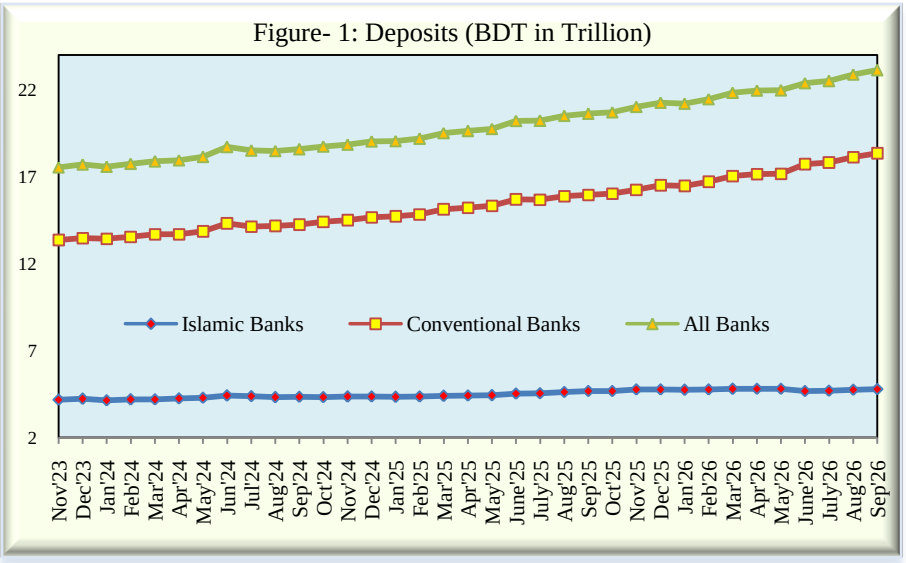

Conventional banks, deposits stood at BDT 18.34 trillion in September 2026, up from BDT 18.13 trillion in August 2026, reflecting a month-on-month growth of about 1.15%. On a year-on-year basis, deposits rose from BDT 15.96 trillion in September 2025 to BDT 18.34 trillion in September 2026, registering a growth of approximately 14.93%. This steady growth in deposits of conventional banks can be primarily attributed to unstable situation in Islamic banking sector after July 2024 uprising, which shifted the reliability and confidence of depositors more in conventional banking.

Focusing on Islamic banks, deposits remained approximately at BDT 4.79 trillion in September 2026, increasing from BDT 4.75 trillion in August 2026, indicating increasing rate at 0.72%. But on a year-on-year basis, deposits raised from BDT 4.67 trillion in September 2025 to BDT 4.79 trillion in September 2026 which demonstrates a moderate growth of around 2.48%. This year-on-year growth indicates a gradual shift in depositor's preference toward Islamic Banking. Aftermath of July uprising, Bangladesh Bank's surveillance for Islamic banks in terms of liquidity support, identification of weakness of the banks, recruitment of administrators to improve management capacity of the banks etc may facilitate them to regain depositors' confidence. The study also finds that depositors continue to rely predominantly on Mudaraba-based deposits, which make up about 86.28% of Islamic banks deposit base. As of September 2026**,** Islamic banks' deposit base is overwhelmingly driven by the private sector, which accounts for about 89.42% of total deposits (Tables 5 and 6).

1.2 Investments

The investment trend in Bangladesh's banking sector demonstrated sustained growth during the period from November 2023 to September 2026. Total investments increased from BDT 18.99 trillion in November 2023 to BDT 25.78 trillion in September 2026, registering a considerable growth of 35.71%. Whereas, conventional banks accounted for the dominant share (76.12%) of total investments during the reference month and Islamic banks maintained a comparatively smaller (23.88%) yet a stable contribution.

In conventional banks, investments stood at BDT 19.62 trillion in September 2026, increasing from BDT 19.57 trillion in August 2026, indicating a month-on-month increase of about 0.24%. On a year-on-year basis, investments increased from BDT 17.55 trillion in September 2025 to BDT 19.62 trillion in September 2026, marking a growth of 11.80%. Both of these growths suggest a cautious lending and investment strategies of conventional banks focusing on macroeconomic challenges, including inflationary pressures, exchange rate volatility, and tighter regulatory oversight in Bangladesh (Fig. 2; Table 3).

Figure- 2: Investments (BDT in Trillion)

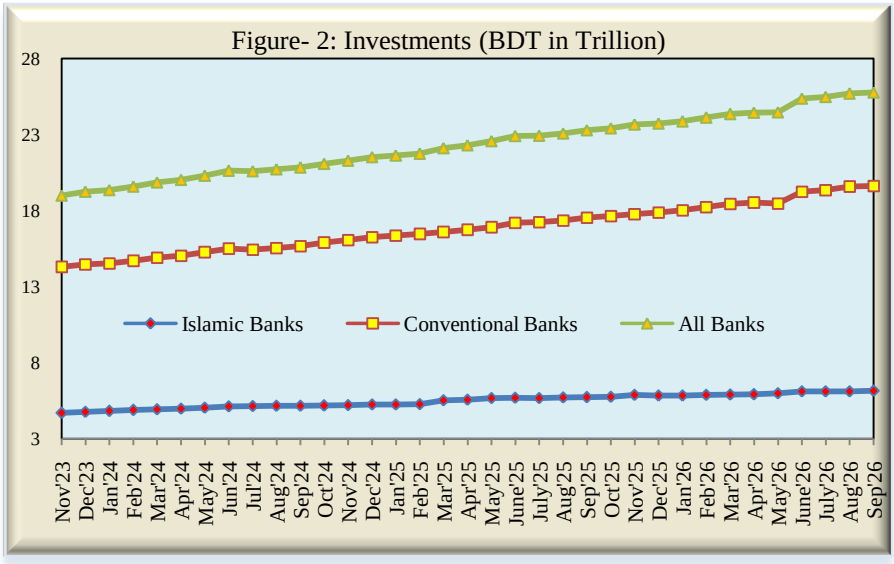

Focusing on Islamic banks, investments increase slightly from BDT 6.12 trillion in August 2026 to BDT 6.15 trillion in September 2026, marking a growth of 0.51%. On a year-on-year basis, investments increased by from BDT 5.73 trillion in September 2025 to BDT 6.15 trillion in September 2026, reflecting a growth of approximately 7.38%. The moderate monthly increase reflects a prudent investment strategy, while the year-on-year growth indicates gradual expansion,

driven by rising demand for Islamic financing products, particularly profit-and-loss sharing modes. It is also observed that a large share of financing was concentrated in Bai-Murabaha (41.44%), HPSM (18.98%) and Bai-Muajjal (16.59%) showing dependence on a few key financing structures. From a sectoral perspective, Islamic banks' investments were allocated across various segments of the economy, with the highest concentration in industry and trade & commerce, underscoring their importance in driving productive and commercial economic activities (Tables 7, 8 and 9).

1.3 Assets

In Bangladesh, the assets position of banking sector has exhibited a sustained upward trend in assets growth over the period from November 2023 to September 2026. Total assets increased significantly from BDT 46.09 trillion in November 2023 to BDT 61.97 trillion in September 2026, representing an overall growth of 40.51%**.** Although minor fluctuations were observed, particularly in December 2024 and December 2025, the general trajectory remained positive. This consistent growth indicates strong assets mobilization capacity and reflects the sector's resilience in the face of potential economic and political uncertainties (Fig-3).

In Case conventional banks recorded stronger and more dynamic assets growth throughout the same period. Total assets stood at BDT 51.71 trillion in September 2026, increasing slightly from BDT 51.01 trillion in August 2026, indicating a month-on-month growth of about 1.37%. On a year-on-year basis, assets rose from BDT 46.66 trillion in September 2025 to BDT 51.71 trillion in August 2026, reflecting a moderate growth of approximately 10.83%. This steady month-on-month increase indicates assets revaluation, loan repayments exceeding new disbursements, and tighter regulatory or liquidity conditions of conventional banks in Bangladesh. However, non-performing loans (NPLs), high cost of funds, and prevailing macroeconomic pressure including inflation and exchange rate volatility have also affected the conventional banks to take a cautious stance which reflects on their year-on-year growth.

Figure- 3: Assets (BDT in Trillion)

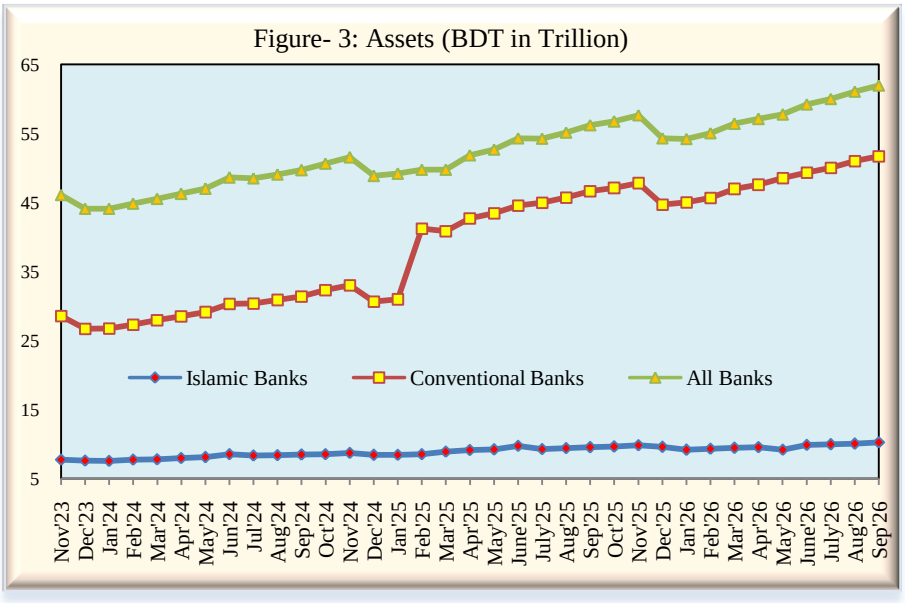

Concerning Islamic banks, total assets at BDT 10.25 trillion in September 2026 compared to BDT 10.05 trillion in August 2026, indicating month-on-month increase of about 2.02%. On a year-on-year basis, assets rose from BDT 9.54 trillion in September 2025 to BDT 10.25 trillion in September 2026, reflecting an increase of 7.50%. The steady year-on-year increase, along with the more pronounced monthly amplification, indicates that Islamic banks experienced a relatively

stable but subdued asset position during the period. This performance may reflect higher expansion in financing activities, cautious investment strategies, and persistent liquidity management. Although demand for Shariah-compliant financial services remains positive, limited operational scale, a relatively narrow range of financial products and ongoing challenges in the banking sector may have constrained asset growth in the short term.

1.4 Export Receipts

Banking system of Bangladesh has been playing an important role through receiving export earnings on behalf of the exporters. The export performance of Bangladesh's banking sector exhibits moderate fluctuations with an overall stable trend during the period from November 2023 to September 2026. Total export receipts ranged between USD 2909 million in November 2023 and USD 3909 million in September 2026, indicating an overall growth of 34.37% but a range-bound movement without sustained long-term growth over this period (Fig-4). The highest export earnings were recorded USD 3992 million in June 2026, closely followed by USD 3909 million in September 2025, reflecting strong external demand and improved trade performance during those periods. In contrast, the lowest export level was observed in USD 2880 million in December 2023, suggesting weaker export activity. By September 2026, exports increased to USD 3909 million, indicating a moderate expansion compared to the early 2026.

In case conventional banks consistently held a dominant share (82.54%) of total export-financing and proceeds handling during the reference month. Their export volumes recorded USD 3226 million in September 2026, increasing from USD 3127 million in August 2026, indicates a month-on-month increasing at 3.16%. On a year-on-year basis, export receipts USD 3226 million in September 2026, increasing from USD 2971 million in September 2025, reflecting an increase rate of approximately 8.59%. However, export receipts increased by USD 99 million in September 2026 from previous month indicates an increase external demand and domestic supply side supports during the month.

Figure-4: Export Receipts (USD in Million)

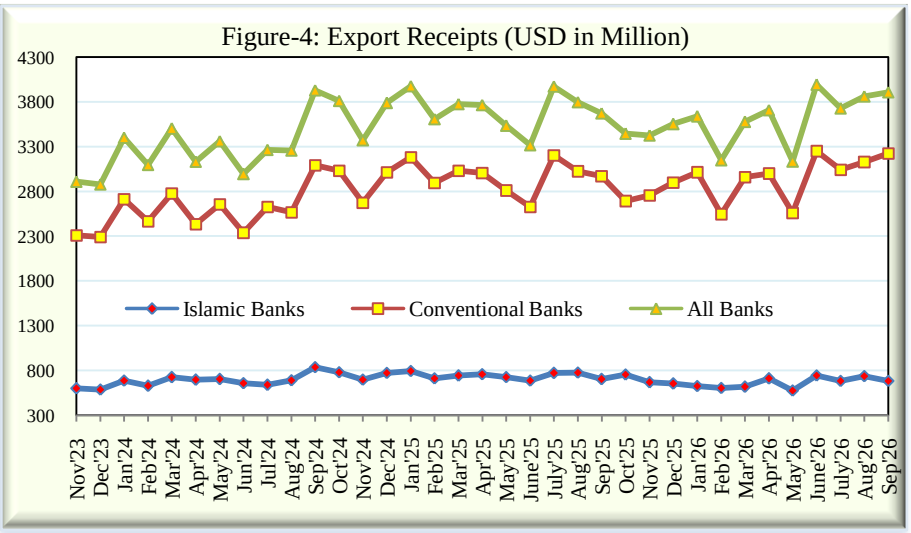

Concerning Islamic banks contributed a smaller yet consistent share (17.46%) of export earnings. Month-on-month comparison Islamic banks export receipts USD 683 million in September 2026 and USD 736 million in August 2026, indicates a month-on-month decreasing at 7.25%. On a year-on-year basis, export receipts USD 683 million in September 2026, decreasing from USD 703 million in September 2025, reflecting a decrease rate of 2.85%. However, export performance moderated thereafter, a gradual decline observed in late 2025 and in early 2026 an alternating increase and decrease observed from month to month. Islamic banks consistently handled around 17% to 22% of total export proceeds, remaining stable share.

Both Conventional and Islamic banks show a downward adjustment toward early 2026 and increasing after month, indicating positive export momentum. From the above analysis, it can be said that as the majority of country's export proceeds were received by the conventional banks over the period under study, Islamic banks may take necessary initiatives to improve the quality of this service offered by them so that they could capture more market share in receiving export earnings of the banking sector (Fig-4, Table-3).

1.5 Import Payments

The import performance of Bangladesh's banking sector shows noticeable monthly fluctuations during the period from November 2023 to September 2026. Despite short-term volatility, the general movement reflects a moderately stable import pattern with occasional peaks and slowdowns. The highest level of import payments was recorded at USD 6801 million in June 2026, indicating strong import demand during the month. In contrast, the lowest level was observed in February 2024, at USD 4228 million. During the first half of 2026, import payments fluctuated, with alternating increases and decreases from month to month. In September 2026, import payments stood at USD 6029 million, reflecting a slightly decline from the previous month but remaining above the level recorded in February 2024. Overall, imports show a fluctuating but upward trend, without sustained long-term expansion.

In Conventional banks import payments was USD 4973 million in September 2026, increasing from USD 4852 million in August 2026, indicating a month-on-month increase of about 2.50%**.** On a year-on-year basis, import payments was USD 4973 million in September 2026 increased from USD 4320 million in September 2025, marking a increase rate at 15.11%. The robust year-on-year increase indicates an outperformance by conventional banks or resumption of private investment in the economy which encourages business investment in capital machinery and raw materials although having economic uncertainty arisen from middle-east war crisis. (Fig-5)

Figure-5: Import Payments (USD in Billion)

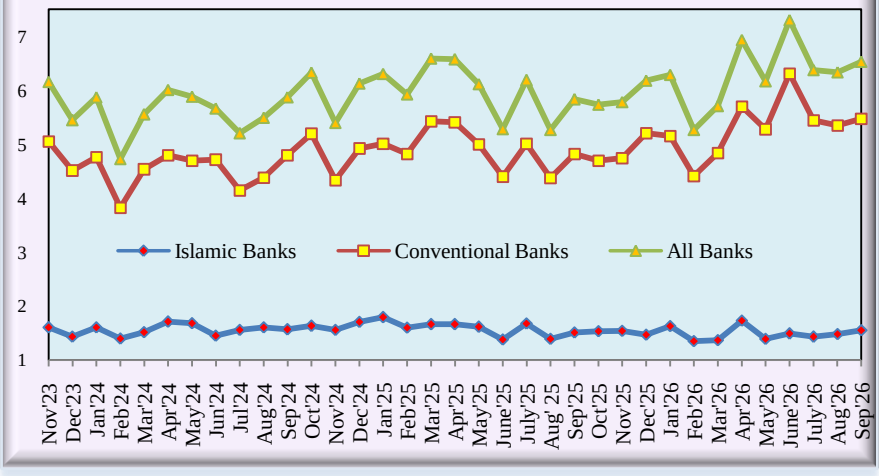

Focusing on Islamic banks Import payments stood at USD 1056 million in September 2026 increased from USD 984 million in August 2026, as a month-on-month comparison it's reflected by the increasing rate at 7.29%. On a year-on-year basis, import payments was USD 1056 million in September 2026 increased from USD 1014 million in September 2025, marking a increase rate at 4.13%. The Islamic banking imports are relatively stable and observed slow-increasing value in the latest period.

1.6 Worker's Remittances

From Figure 6, it can be observed that workers' remittances received through all banks generally increased during the period from November 2023 to September 2026. The upward trend reached its highest level in both March and May 2026, when workers' remittances amounted to USD 3750 and USD 3443 million, due to the seasonal effect of Eid-ul-Fitr and Eid-ul-Azha. Whereas, the total worker's remittance was USD 2766 million in September 2026 decreased from USD 2968 million in August 2026. While both Islamic and conventional banks contributed to the inflows, conventional banks consistently handled a larger share, with their dominance becoming more pronounced after the first few months of the period.

In Conventional banks month-on-month comparison worker's remittance was USD 2199 million in September 2026 decreased from USD 2337 million in August 2026, decreasing at 5.90%. Whereas in year-on-year basis, worker's remittance was USD 2199 million in September 2026 increased from USD 1868 million in September 2025, marking a robust growth at 17.74%. In month-on-month comparison Islamic banks worker's remittances decreased from USD 630 million in August 2026 to USD 567 million at the end of September 2026, indicating 10.08% decreasing rate. In year-on-year comparison Islamic banks remittances decreased from USD 818 million in September 2025 to USD 567 million at the end of September 2026, reflecting a 30.68% decrease.

Figure- 6: Worker's Remittances (USD in Million)

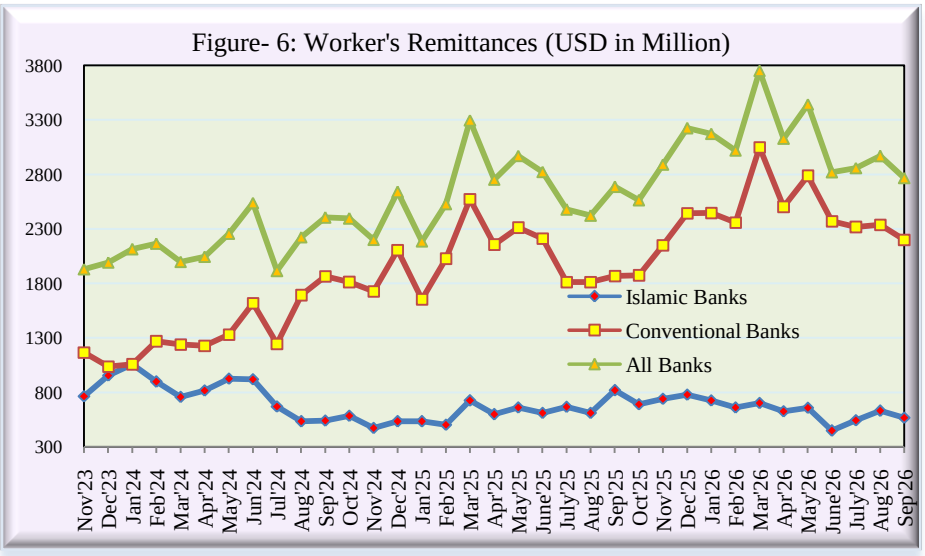

Despite Islamic banks' early-year performance, their inability to retain their share in worker remittances helps conventional banks' worker's remittances to grow. However recent experience in losing market share by Islamic banks highlights unstable situation of Islamic banking sector. As workers' remittances receipts play a vital role in building the base for foreign currency reserve of a bank which ultimately assists in settling foreign currency transactions, Islamic banks may go for sufficient reforms as regard to the factors which influences depositors' confidence in Islamic banks. Additionally, geopolitical uncertainties in Middle East, including the Iran crisis may also have affect on remittance inflow patterns.(Fig.6, Table-3).

1.7 Agent Banking Deposits

Line diagram for agent banking deposits for all banks in figure 7 describes that agent banking deposits is gradually increasing over the period November 2023 to September 2026 (Fig-7). This indicator of agent banking reflects that agent banking is gaining popularity day by day in Bangladesh. Total agent banking deposits increased from BDT 352 billion in November 2023 to

BDT 535 billion in September 2026, reflecting gradual expansion of the sector with 52.24% growth rate.

In case of conventional banks, agent banking deposits stood at BDT 279 billion in September 2026, increasing from BDT 269 billion in August 2026, indicating a month-on-month increasing of about 3.60%. On a year-on-year basis, deposits rose from BDT 211 billion in September 2025 to BDT 279 billion in September 2026, registering a growth of approximately 32.21%. Agent banking deposits of conventional banks experienced a steady trend and it contributed 52.14% of total agent banking deposits share in the banking arena. Focusing on Islamic banks, agent banking deposits recorded approximately at BDT 256 billion in September 2026, increasing from BDT 253 billion in August 2026, with 1.17% increasing rate. However, on a year-on-year basis, agent banking deposits decreased from BDT 261 billion in September 2025 to BDT 256 billion in September 2026, reflecting a 1.75% decrease. The data indicates that in September 2026, Islamic banks accounted for holding 47.86% of the total deposits in agent banking arena.

Figure- 7: Agent Banking Statistics (BDT in Billion)

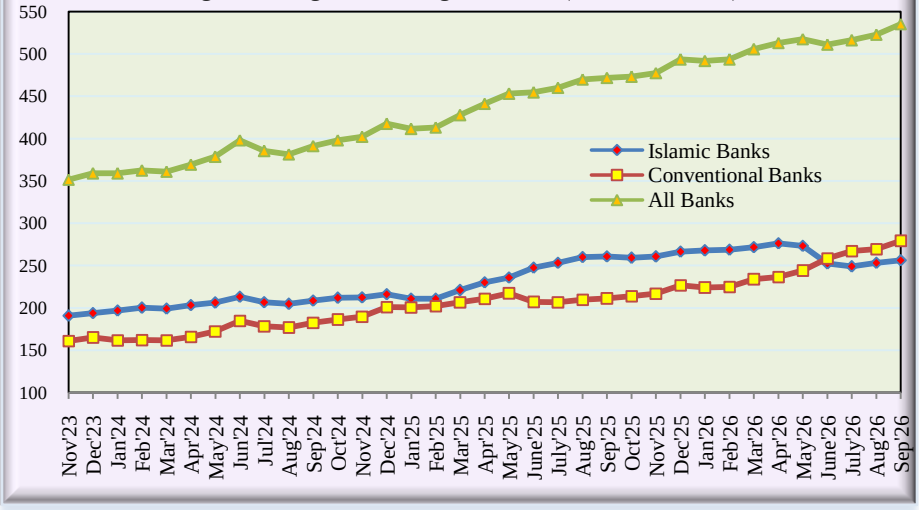

The data reveals that both the segments of the banking sector achieved robust growth in agent banking deposits but the growth of Conventional banks outpaced the growth of Islamic banks. However, comparing the size of banking operations in the country, Islamic banks are performing better than those of conventional banks in this area. This may because of either expansion of agent banking by Islamic banks or increase in confidence level of the depositors in Islamic banking or any other factor. However, In order to keep up this competitive advantage over conventional banking, Islamic Banks may consider expanding outreach, introducing digital services, and strengthening agent networks etc. (Fig.7, Table-3).

1.8 Manpower

The manpower position of Islamic banking operations within the Banking sector in Bangladesh shows a declining trend during the period November 2023 to September 2026 (Table-2). Total manpower in Islamic Banks stood at 45169 in September 2026 increased from 44782 in August 2026, indicating a month-on-month increase of 0.86%. On the other hand, the total manpower was 47041 in August 2025 which indicates a year-on-year decline of 3.98%.

Several contextual factors may explain this scenario. In general, increasing digitalization and automation of financial services have reduced the need for manual administrative and operational staff in many financial institutions. After July 2024 uprising, some unstable situation arises due to improper management of Islamic banks specially in full-fledged Islamic Banks, manpower shows a declining trend. On the contrary, conventional banks having sharia'h based banking operation are enhancing their Islamic banking activities with increase of manpower gradually.

The number of specialized employees in Islamic banking is 607 in September 2026 increase from 580 in August 2026, indicating a month-on-month increase of 4.66%. However, compared to 574 employees in August 2025, the sector recorded a year-on-year growth of 5.75%. This increase reflects a continued emphasis on professional specialization and the development of Shariah-compliant expertise within Bangladesh's Islamic banking industry. The growth may be driven by increasing awareness of Islamic finance, higher demand for professionals with certifications such as CSAA and CIPA, and the rising significance of Shariah governance, compliance, and risk management practices across Islamic financial institutions.

Figure- 8: Manpower

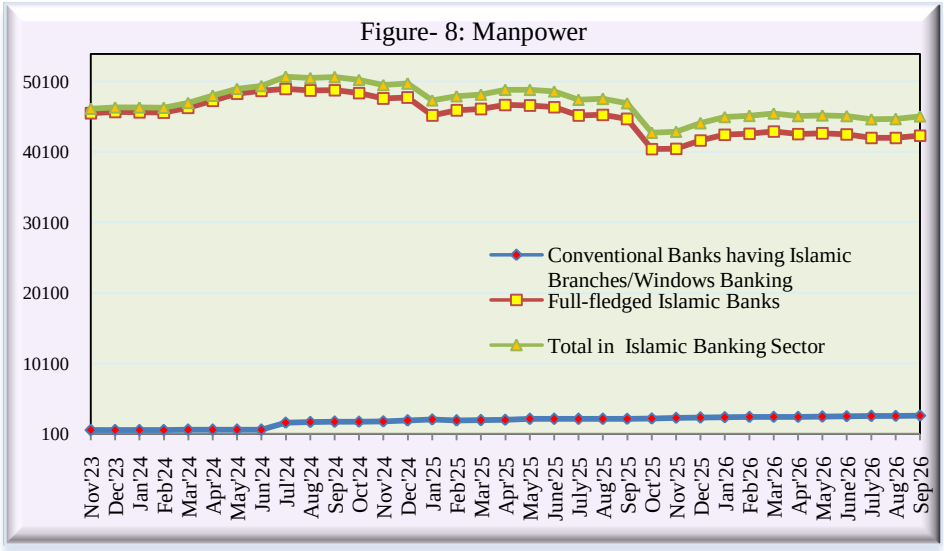

2. For Islamic NBFCs

2.1 Deposits

The deposit trend of the Non-Bank Financial Companies (NBFCs) sector in Bangladesh exhibited a steady upward trajectory over the period from December 2024 to September 2026 (Fig-9). Total deposits increased from BDT 496 billion in December 2024 to BDT 552 billion in September 2026, reflecting gradual expansion of the sector. Conventional NBFCs consistently dominated deposit mobilization, contributing the largest share (92.83%) during the reference month, while Islamic NBFCs, though relatively small (7.17%), showed moderate but stable growth.

In case of conventional NBFCs, deposits remain stable at BDT 512 billion in September 2026, showing no significant change from the previous month. On a year-on-year basis, deposits rose from BDT 489 billion in September 2025 to BDT 512 in September 2026 registering a growth of approximately 4.82%. This steady increase can be attributed to several factors in our country, including higher deposit rates offered by NBFCs compared to banks and growing demand for alternative financing channels alongside the banking sector.

Figure- 9: Deposits (BDT in Billion)

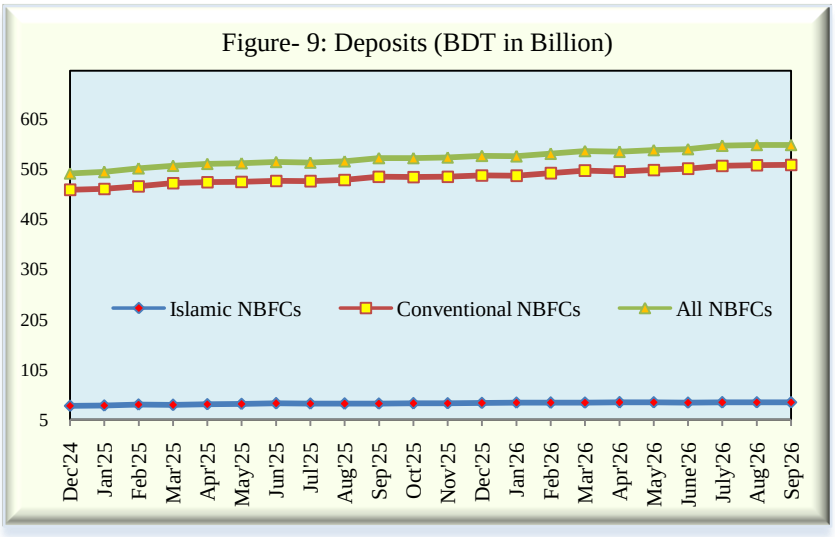

Focusing on Islamic NBFCs, deposits remain stable at BDT 40 billion in September 2026, showing no significant change from the previous month. On a year-on-year basis, deposits increased from BDT 37 billion in September 2025 to BDT 40 billion in September 2026, reflecting a growth of around 6.72%. The year-on-year growth suggests a gradual shift in depositor preference toward Shariah-compliant financial products in Bangladesh. Factors such as increasing religious awareness and the expansion of Islamic financial institutions have contributed to this trend. Islamic NBFC deposits remain highly concentrated in Mudaraba-based instruments, accounting for nearly 99% of total deposits, which highlights the strong preference for profit-sharing modes among depositors. As of September 2026, the private sector contributed the largest (72.43%) share to Islamic NBFC deposits (Tables 17, 18, and 19).

2.2 Investments

The investment trend of the Non-Bank Financial Companies (NBFCs) sector in Bangladesh shows a moderate fluctuation with an overall stable pattern during the period from December 2024 to September 2026 (Fig-10). Total investments showed a modest upward trend, rising from BDT 703 billion in December 2024 to BDT 733 billion in September 2026, after reaching a peak of BDT 737 billion in November 2025. Conventional NBFCs accounted for the major share (95.55%) of total investments during the reference month, while Islamic NBFCs maintained a relatively small (4.45%) but steady contribution.

In conventional NBFCs, investments stood at BDT 701 billion in September 2026, showing no significant change from the previous month. On a year-on-year basis, investments increased from BDT 687 billion in September 2025 to BDT 701 billion in September 2026, registering a growth of approximately 1.99%. The positive year-on-year growth suggests that overall investment activities expanded over the year, supported by demand for financing in sectors such as trade, industry, and SMEs, as well as relatively higher returns offered by NBFCs compared to traditional banking channels.

Figure- 10: Investments (BDT in Billion)

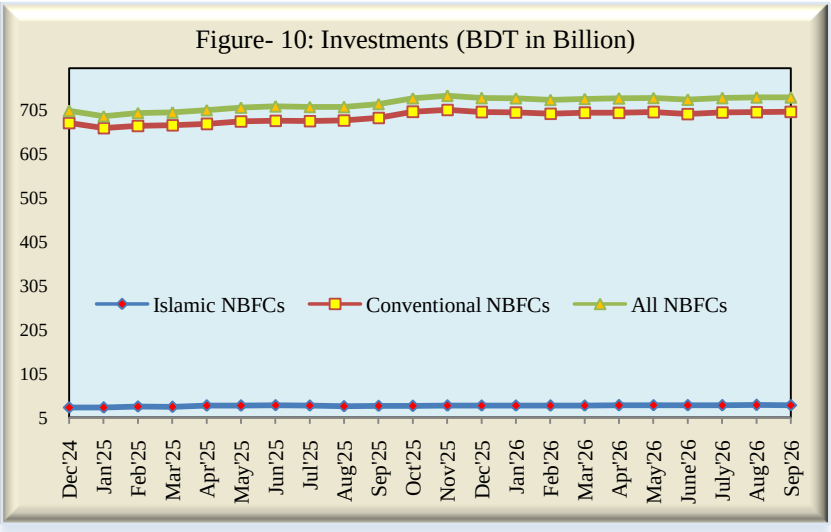

Focusing on Islamic NBFCs, investments stood at BDT 33 billion in September 2026, showing no significant change from the previous month. On a year-on-year basis, investments in September 2025 was BDT 31 billion and in September 2026 it stood at BDT 33 billion, reflecting an increase rate at 4.52%. The relatively stable investment level of Islamic NBFCs throughout the period from September 2025 to September 2026, characterized by minor fluctuations of around BDT 1–2 billion, suggests a restrained growth environment. This trend may reflect subdued financing demand, liquidity pressures, limited availability of Shariah-compliant investment avenues, prudent risk-management practices, intensified competition from Islamic banking institutions, and the overall slowdown in private-sector investment activities in Bangladesh. It is also notable that more than half of these investments were deployed through HPSM (37.17%) and Ijarah (26.42%) modes during that period. Islamic NBFC investments were disbursed across various sectors for diverse economic purposes, with the majority directed towards industry and trade & commerce (Tables 20, 21, and 22).

2.3 Assets

The asset position of the Non-Bank Financial Companies (NBFCs) sector in Bangladesh exhibited a fluctuating but overall expanding trend during the period from December 2024 to September 2026 (Fig-11). Total assets increased from BDT 850 billion in December 2024 to a peak of BDT 943 billion in November 2025, before declining and stabilizing at BDT 928 billion in September 2026. Conventional NBFCs consistently held the dominant share (95.45%) of total assets, while Islamic NBFCs contributed a comparatively smaller (4.55%) but steady portion. The overall trend suggests a phase of strong asset growth until late 2025, followed by a contraction likely reflecting adjustments in investment portfolios and tighter financial conditions in the economy.

Figure- 11: Assets (BDT in Billion)

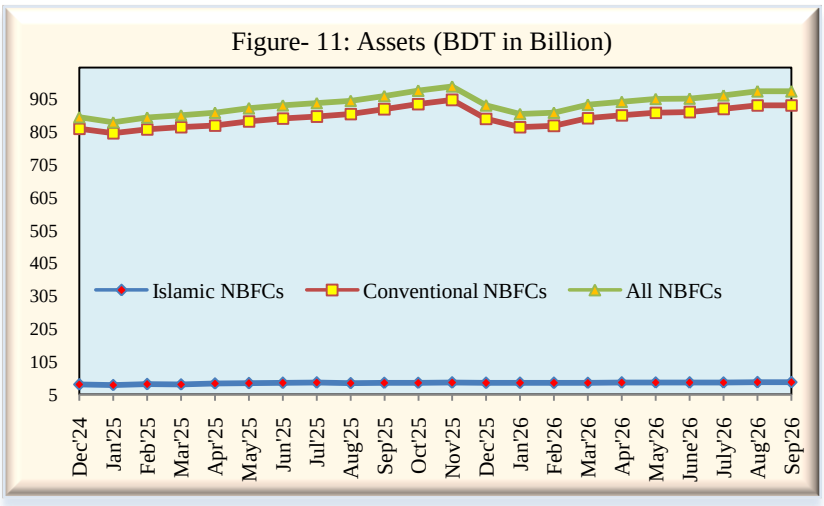

In case of conventional NBFCs, total assets stood at BDT 886 billion in September 2026, showing no significant change from the previous month. On a year-on-year basis, assets rose from BDT 873 billion in September 2025 to BDT 886 billion in September 2026, reflecting a modest growth of approximately 1.41%. The positive year-on-year growth indicates that conventional NBFCs regained some momentum despite elevated non-performing loans (NPLs), high cost of funds, and prevailing macroeconomic pressure including inflation and exchange rate volatility.

Concerning Islamic NBFCs, total assets of Islamic NBFCs stood steady at BDT 42 billion in September 2026, showing no significant change from the previous month. On a year-on-year basis, assets increased from BDT 40 billion in September 2025 to BDT 42 billion in September 2026, representing a growth of approximately 4.45%. The significnt year-on-year growth suggests continued expansion of Islamic financial operations. This growth can be linked to increasing demand for Shariah-compliant financing, particularly through profit-sharing and asset-backed modes. However, the relatively small scale and limited diversification of Islamic NBFCs may constrain faster asset expansion in the short run.

2.4 Manpower

Total manpower in Islamic NBFCs remained unchanged from the previous month, standing at 326 employees in September 2026. On a year-on-year basis, manpower declined significantly from 356 employees in September 2025 to 326 employees in September 2026, registering a contraction of 8.43%. This declining trend reflects a cautious operational strategy adopted by many NBFCs in Bangladesh amid persistent macroeconomic challenges, including high inflation, rising cost of funds, liquidity pressure, and slower expansion of financing activities. In addition, the increasing adoption of digital financial services and operational automation may have reduced the need for workforce expansion in the sector.

Figure- 12: Manpower

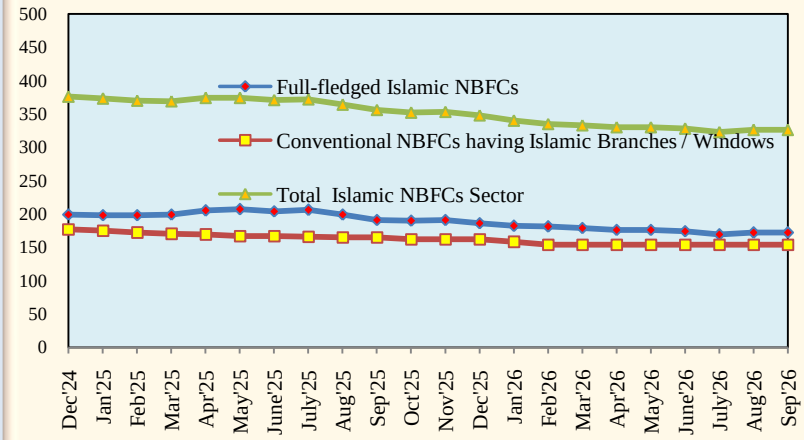

Despite the overall decline in total manpower, the number of specialized employees in Islamic Banking and Finance remained unchanged at 11 in September 2026 compared to August 2026. Similarly on a year-on-year comparison, number of employees with specialized degree unchanged from September 2025. This situation highlights the need for a gradual strengthening of professional specialization and greater institutional emphasis on Shariah-compliant expertise in Bangladesh. Key measures should include increasing awareness of Islamic finance, creating greater demand for qualified professionals with certifications such as CSAA and CIPA, and strengthening the role of Shariah governance, compliance, and risk management across all Islamic financial institutions. These initiatives would help develop a more skilled and sustainable workforce for the continued growth of Islamic banking and finance in Bangladesh.

Staistical Tables & Charts

On

Islamic Banking

Table 1: Number of Islamic Banks, Branches & Windows September 2026

Types of Bank	SI	Name of Banks	Number of Branches	Number of Windows
Full Fledged Islamic Banks	1	Islami Bank Bangladesh PLC (IBBPLC)	400	--
	2	Al Arafah Islami Bank PLC (AIBPLC)	226	--
	3	Social Islami Bank PLC (SIBPLC)	181	--
	4	Standard Bank PLC (STBPLC)	138	--
	5	Export lmport Bank of Bangladesh PLC (EXBPLC)	154	--
	6	First Security Islami bank (FSIBPLC)	206	--
	7	Shahjalal Islami Bank PLC (SJIBPLC)	142	--
	8	Union Bank PLC (UNBPLC)	114	--
	9	Global Islami Bank PLC (GIBPLC)	105	--
	10	ICB Islamic Bank Limited (ICBIBL)	33	--
	a. Sub Total		**1699**	**--**
Banks having IB Branches	1	AB Bank PLC (ABBPLC)	1	8
	2	The City Bank PLC (CBPLC)	1	60
	3	IFIC Bank PLC (IFICBPLC)	1	5
	4	United Commercial Bank PLC (UCBPLC)	1	100
	5	Pubali Bank PLC (PUBBPLC)	23	21
	6	National Credit and Commerece Bank PLC (NCCBPLC)	4	32
	7	Prime Bank PLC (PRIBPLC)	5	--
	8	Southeast Bank PLC (SEBPLC)	5	--
	9	Dhaka Bank PLC (DBPLC)	2	--
	10	Mercantile Bank PLC (MERBPLC)	2	45
	11	One Bank PLC (OBPLC)	2	24
	12	Bangladesh Commerce Bank Limited (BCBL)	2	--
	13	The Premier Bank PLC (PREBPLC)	2	45
	14	Jamuna Bank PLC (JAMBPLC)	2	--
	15	Bank Alfalah Limited (BAFL)	1	--
	16	NRB Bank PLC (NRBBPLC)	1	28
	17	Bengal Commercial Bank PLC (BGCBPLC)	3	--
	b. Sub Total		**58**	**368**
Banks having IB Windows	1	Agrani Bank PLC (ABPLC)	0	60
	2	Rupali Bank PLC (RBPLC)	0	2
	3	Sonali Bank PLC (SBPLC)	0	58
	4	Standard Chartered Bank (SCB)	0	1
	5	Eastern Bank PLC (EBPLC)	0	20
	6	Mutual Trust Bank PLC (MTBPLC)	0	15
	7	Bank Asia PLC (BASPLC)	0	15
	8	Trust Bank PLC (TBPLC)	0	46
	9	NRBC Bank PLC (NRBCBPLC)	0	54
	10	South Bangla Agriculture and Commerce Bank (SBACBPLC)	0	10
	11	Meghna Bank PLC (MEGBPLC)	0	10
	12	Midland Bank PLC (MDBPLC)	0	1
	13	Commercial Bank of Ceylon	0	1
	14	Citizens Bank PLC	0	5
	c. Sub Total		**0**	**298**
Grand Total (a+b+c)			**1757**	**666**

Note: 1. HSBC bank closed providing Islamic banking services in 2013 but still they have some Islamic banking outstandings.
2. IB = Islamic Banking

Source: Statistics Department, Bangladesh Bank.

Table 2: Major Indicators of Islamic Banking in Bangladesh

(Figures in Remittances, Exports & Imports are USD in Million and rests are BDT in Million)

Indicators	Sep' 25	Aug' 26	Sep' 26^{p}	Growth (%)	
				Sep'26 Over Sep'25	Sep'26 Over Aug'26
	a	b	c	d=((c-b)/b)*100	e=((c-a)/a)*100
1. Total Deposits (excluding Inter-bank & EDF)*****	**4669262**	**4751230**	**4785205**	**2.48**	**0.72**
a) Full-fledged Islamic Banks	4015481	3920506	3928513	-2.17	0.20
b) Islamic Banking Branches of Conventional Banks	399920	516608	529189	32.32	2.44
c) Islamic Banking Windows of Conventional Banks	253861	314116	327503	29.01	4.26
2. Total Investments (including Sukuk/Islamic Bond)******	**5730981**	**6122944**	**6154149**	**7.38**	**0.51**
a) Full-fledged Islamic Banks	5242495	5421074	5434044	3.65	0.24
b) Islamic Banking Branches of Conventional Banks	305224	460342	474353	55.41	3.04
c) Islamic Banking Windows of Conventional Banks	183262	241528	245753	34.10	1.75
3. Total Worker's Remittances	**818**	**630**	**567**	**-30.68**	**-10.08**
a) Full-fledged Islamic Banks	812	625	561	-30.82	-10.19
b) Islamic Banking Branches of Conventional Banks	2.84	4.35	4.54	59.86	4.27
c) Islamic Banking Windows of Conventional Banks	3.12	0.72	0.72	-76.99	-0.42
4. Total Export Receipts (excl. local exports)	**703**	**736**	**683**	**-2.85**	**-7.25**
a) Full-fledged Islamic Banks	617	529	570	-7.70	7.75
b) Islamic Banking Branches of Conventional Banks	72.54	185.23	98.36	35.59	-46.90
c) Islamic Banking Windows of Conventional Banks	12.90	22.02	14.56	12.91	-33.87
5. Total Import Payments (excl. local imports)	**1014**	**984**	**1056**	**4.13**	**7.29**
a) Full-fledged Islamic Banks	848	748	761	-10.22	1.82
b) Islamic Banking Branches of Conventional Banks	138.11	167.71	231.29	67.47	37.91
c) Islamic Banking Windows of Conventional Banks	27.89	68.62	63.19	126.60	-7.91
6. Total Agent Banking Deposits	**260794**	**253278**	**256233**	**-1.75**	**1.17**
a) Full-fledged Islamic Banks	259991	251753	254815	-1.99	1.22
b) Islamic Banking Branches of Conventional Banks	765.60	1364.61	1239.75	61.93	-9.15
c) Islamic Banking Windows of Conventional Banks	38.03	159.71	178.06	368.23	11.49
7. Total Assets (excluding Contra. & OBU)	**9538449**	**10050995**	**10253723**	**7.50**	**2.02**
a) Full-fledged Islamic Banks	8725056	8937169	9081472	4.08	1.61
b) Islamic Banking Branches of Conventional Banks	503698	703441	746642	48.23	6.14
c) Islamic Banking Windows of Conventional Banks	309694	410385	425609	37.43	3.71
8. Manpower	**47041**	**44782**	**45169**	**-3.98**	**0.86**
Of which: Employees with specialization in Islamic Banking & Finance***	**574**	**580**	**607**	**5.75**	**4.66**
a) Full-fledged Islamic Banks	44776	42124	42448	-5.20	0.77
b) Islamic Banking Branches of Conventional Banks	1614	1931	1943	20.38	0.62
c) Islamic Banking Windows of Conventional Banks	651	727	778	19.51	7.02

Note:

1. *including profit payable
2. **Excluding interbank and including EDF & profit receivable
3. ***Number of employees having CSAA/CIPA and/or specialized Islamic finance qualification (six months or longer) from reputed institutions.
4. Figures in Deposits, Investments, Assets & Manpower are recorded as end period but figures in worker's remittances, export receipts & import payments are recorded as during the period.
5. p= provisional

Source: Statistics Department, Bangladesh Bank.

Table 3: A Comparison of Major Indicators of Islamic Banking with All Scheduled Banks

(Figures in Remittances, Exports & Imports are USD in Million and rests are BDT in Million)

Indicators	All Scheduled Banks			Islamic Banks, Branches & Windows			Contribution (%) of Islamic Banks, Branches & Windows Compared to All Scheduled Banks			Growth (%)			
										All Scheduled Banks		Islamic Banks, Branches & Windows	
	Sep' 25	Aug' 26	Sep' 26^{p}	Sep' 25	Aug' 26	Sep' 26^{p}	Sep' 25	Aug' 26	Sep' 26^{p}	Sep'26 Over Sep'25	Sep'26 Over Aug'26	Sep'26 Over Sep'25	Sep'26 Over Aug'26
	a	b	c	d	e	f	g=(d/a)*100	h = (e/b)*100	i = (f/c)*100	j=((c-a)/a)*100	k=((c-b)/b)*100	l=((f-d)/d)*100	m=((f-e)/e)*100
Deposits (excluding Inter-bank & EDF)*	20627314	22883189	23125986	4669262	4751230	4785205	22.64	20.76	20.69	12.11	1.06	2.48	0.72
Investments (including Sukuk/Islamic Bond)**	23282550	25697607	25776211	5730981	6122944	6154149	24.61	23.83	23.88	10.71	0.31	7.38	0.51
Worker's Remittances	2686	2968	2766	818	630	567	30.44	21.24	20.49	2.98	-6.79	-30.68	-10.08
Export Receipts (excl. local exports)	3673	3863	3909	703	736	683	19.13	19.05	17.46	6.42	1.18	-2.85	-7.25
Import Payments (excl. local imports)	5334	5836	6029	1014	984	1056	19.01	16.86	17.51	13.02	3.31	4.13	7.29
Agent Banking Deposits	471964	522765	535426	260794	253278	256233	55.26	48.45	47.86	13.45	2.42	-1.75	1.17
Assets (excluding Contra. & OBU)	46422580	61064113	61967996	9538449	10050995	10253723	20.55	16.46	16.55	33.49	1.48	7.50	2.02
Number of Bank Branches/Windows	11372	11377	11377	2659	2398	2423	23.38	21.08	21.30	0.04	0.00	-8.88	1.04

Note:

1. *Including Profit payable/accrued interest and excluding EDF and p=provisional
2. **In conventional banking system, Total Investments include loans & advance, Bills, Securities other than share, money at call, balances & R. Repo with NBFI's and accrued interest. In Islamic banking system, Total Investments include general investments, Bills, Sukuk, Islamic bond holdings and profit receivable.

3. Figures of Deposit & Investment are excluding Interbank
4. Figures in Deposits, Investments & Assets are recorded as end period but figures in wage earner's remittances, export receipts & import payments are recorded as during the period.

Source: Statistics Department, Bangladesh Bank.

Chart 1: Comparison of Major Indicators of Islamic Banking with Conventional Banking, September 2026

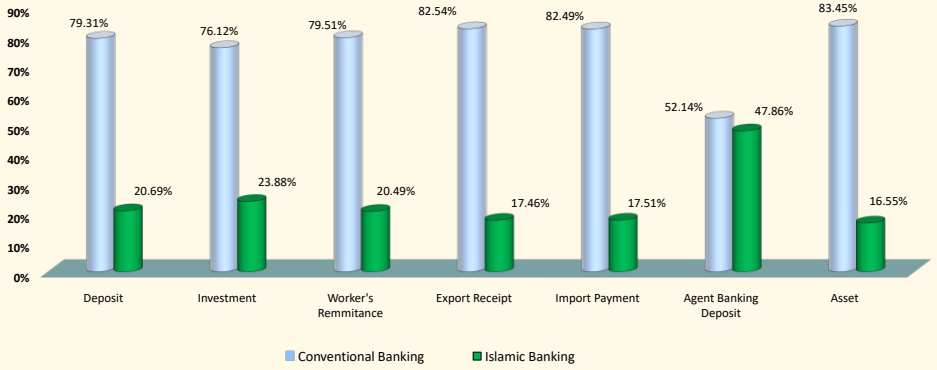

Table 4: Deposits Scenario of Banks - A Comparison between Islamic and Conventional Banks

(BDT in Million)

Type of Banks	Total Deposits			Changes	
	Sep' 25	Aug' 26	Sep' 26^{p}	Sep'26 Over Sep'25	Sep'26 Over Aug'26
	a	b	c	(c-a)	(c-b)
Full Fledged IBs	4015481	3920506	3928513	-86968	8007
Branch Based IBs	399920	516608	529189	129269	12581
Window Based IBs	253861	314116	327503	73642	13387
Islamic Banks, Branches & Windows	**4669262**	**4751230**	**4785205**	**115943**	**33975**
Conventional Banks	15958052	18131959	18340781	2382729	208822
All Scheduled Banks	**20627314**	**22883189**	**23125986**	**2498672**	**242797**
Percentage of Deposits among various forms of Islamic Banking					
Full Fledged IBs	86.00	82.52	82.10	-3.90	-0.42
Branch Based IBs	8.56	10.87	11.06	2.49	0.19
Window Based IBs	5.44	6.61	6.84	1.41	0.23
Percentage of Deposits in terms of Islamic and Conventional Banking					
Islamic Banks	22.64	20.76	**20.69**	-1.94	-0.07
Conventional Banks	77.36	79.24	**79.31**	1.94	0.07

Note: 1. Figures of Deposit are excluding Interbank & EDF and including profit payable/accrued interest

2. p=provisional

Source: Statistics Department, Bangladesh Bank.

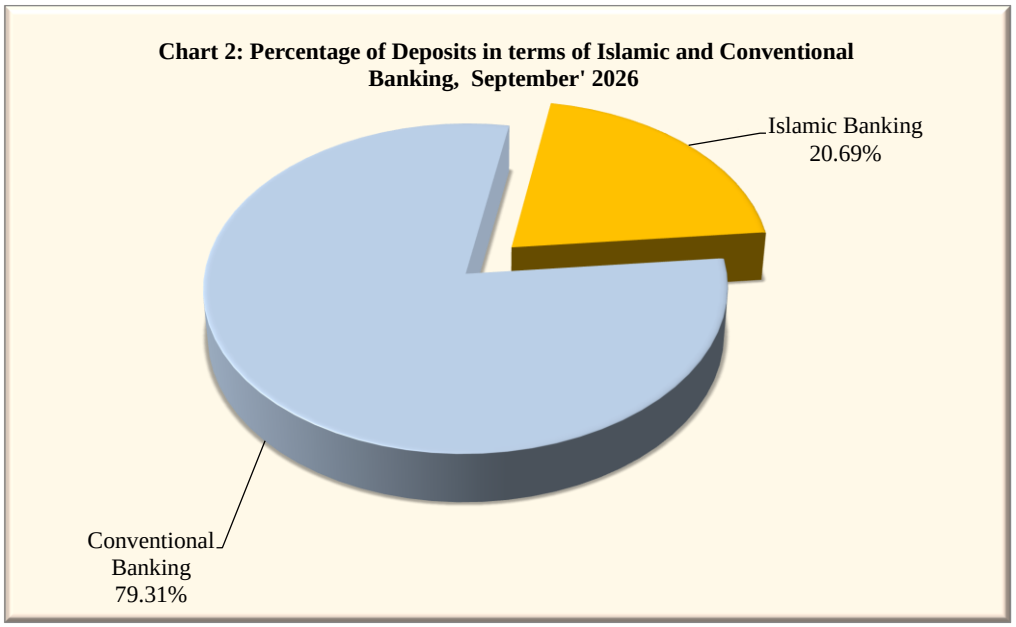

Table 5: Mode wise Islamic Banking Deposits in Bangladesh

(BDT in Million)

Mode of Deposits	Total Deposits			Changes	
	Sep' 25	Aug' 26	Sep' 26[p]	Sep'26 Over Sep'25	Sep'26 Over Aug'26
	a	b	c	(c-a)	(c-b)
Al - Wadeah Deposits	**176547**	**165760**	**168328**	**-8219**	**2568**
Mudaraba Deposits	**4041145**	**4125894**	**4128558**	**87413**	**2664**
Mudaraba Savings Accounts (MSA)	878568	820499	806379	-72189	-14120
Mudaraba Term Deposits (MTDR)	2282690	2400322	2392673	109983	-7649
Mudaraba Special Notice Accounts (MSNA)	160673	147499	180611	19939	33112
Other Mudaraba Deposits	719214	757574	748894	29680	-8680
Deposits against Mudaraba Savings Bonds	**5059**	**4514**	**4464**	**-595**	**-50**
Special Deposit Accounts	**30333**	**30006**	**30307**	**-26**	**301**
Other Deposits	**416178**	**425055**	**453547**	**37369**	**28493**
Total Deposits	**4669262**	**4751230**	**4785205**	**115943**	**33975**
Percentage of various Modes of Islamic Banking Deposits					
Al - Wadeah Deposits	**3.78**	**3.49**	**3.52**	**-0.26**	**0.03**
Mudaraba Deposits	**86.55**	**86.84**	**86.28**	**-0.27**	**-0.56**
Mudaraba Savings Accounts (MSA)	18.82	17.27	16.85	-1.96	-0.42
Mudaraba Term Deposits (MTDR)	48.89	50.52	50.00	1.11	-0.52
Mudaraba Special Notice Accounts (MSNA)	3.44	3.10	3.77	0.33	0.67
Other Mudaraba Deposits	15.40	15.94	15.65	0.25	-0.29
Deposits against Mudaraba Savings Bonds	**0.11**	**0.10**	**0.09**	**-0.02**	**0.00**
Special Deposit Accounts	**0.65**	**0.63**	**0.63**	**-0.02**	**0.00**
Other Deposits	**8.91**	**8.95**	**9.48**	**0.56**	**0.53**
Total	**100.00**	**100.00**	**100.00**	**0.00**	**0.00**

Note: 1. Figures of Deposit are excluding Interbank & EDF and
2. p=provisional

Source: Statistics Department, Bangladesh Bank.

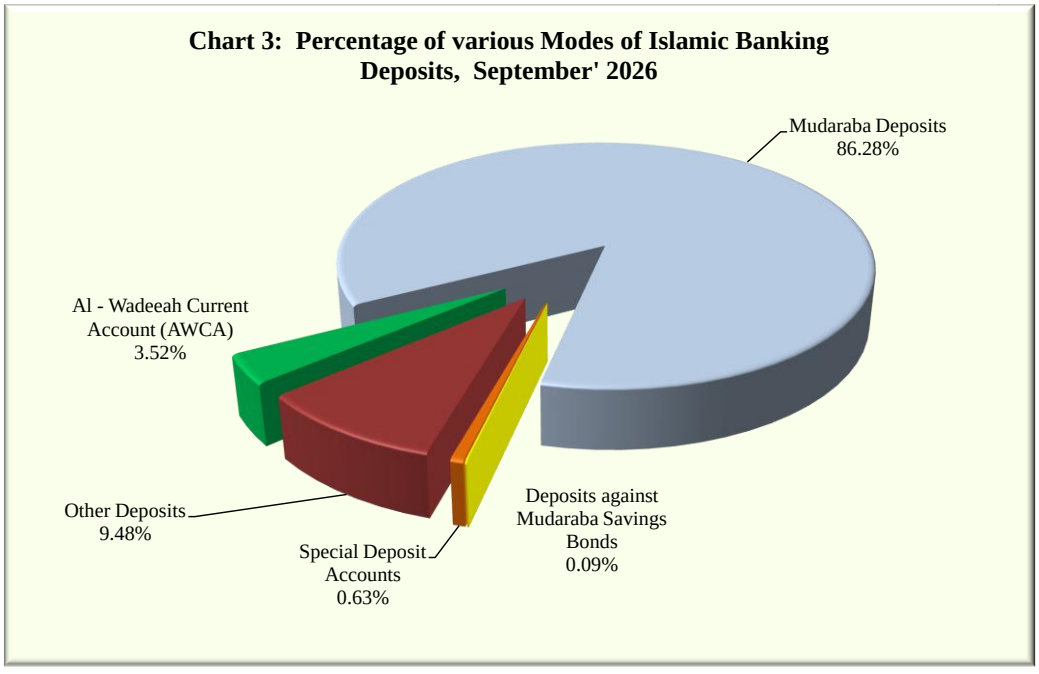

Table 6: Sector wise Islamic Banking Deposits in Bangladesh

(BDT in Million)

Sector	Total Deposits			Changes	
	Sep' 25	Aug' 26	Sep' 26[p]	Sep'26 Over Sep'25	Sep'26 Over Aug'26
	a	b	c	(c-a)	(c-b)
Public (Government)	107598	111124	117043	9445	5919
Other Public	234959	220166	231256	-3703	11091
Private	4326705	4419940	4436644	109939	16704
Sub Total	**4669262**	**4751230**	**4785205**	**115943**	**33975**
DMB	204464	160121	176518	-27946	16398
Grand Total (Including DMB)	**4873726**	**4911350**	**4961723**	**87997**	**50373**
Percentage of various Sectors of Islamic Banking Deposits					
Public (Government)	2.21	2.26	2.36	0.15	0.10
Other Public	4.82	4.48	4.66	-0.16	0.18
DMB	4.20	3.26	3.56	-0.64	0.30
Private	88.78	89.99	89.42	0.64	-0.58

Note: 1. Figures of Deposit are including profit payable and excluding EDF

2. p=provisional

Source: Statistics Department, Bangladesh Bank.

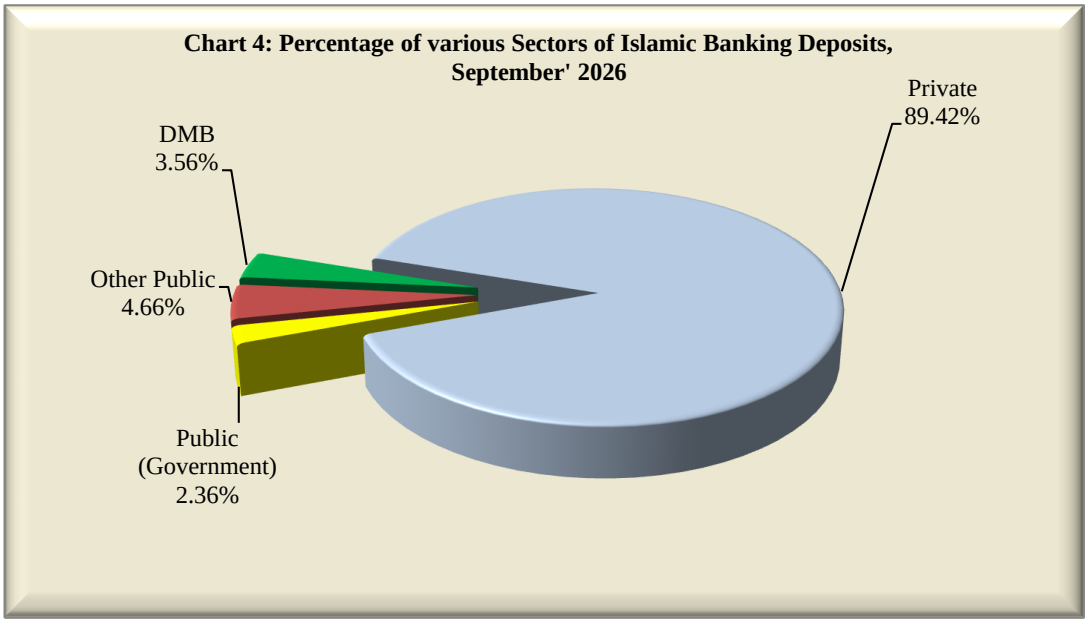

Table 7: Investments Scenario of Banks - A Comparison between Islamic and Conventional Banks

(BDT in Million)

Type of Banks	Total Investments			Changes	
	Sep' 25	Aug' 26	Sep' 26[p]	Sep'26 Over Sep'25	Sep'26 Over Aug'26
	a	b	c	(c-a)	(c-b)
Full Fledged IBs	5242495	5421074	5434044	191548	12970
Branch Based IBs	305224	460342	474353	169129	14010
Window Based IBs	183262	241528	245753	62491	4225
Islamic Banks, Branches & Windows	**5730981**	**6122944**	**6154149**	**423168**	**31205**
Conventional Banks	17551569	19574663	19622062	2070493	47399
All Scheduled Banks	**23282550**	**25697607**	**25776211**	**2493661**	**78604**
Percentage of Investments among various forms of Islamic Banking					
Full Fledged IBs	91.48	88.54	88.30	-3.18	-0.24
Branch Based IBs	5.33	7.52	7.71	2.38	0.19
Window Based IBs	3.20	3.94	3.99	0.80	0.05
Percentage of Investments in terms of Islamic and Conventional Banking					
Islamic Banks	24.61	23.83	**23.88**	-0.74	0.05
Conventional Banks	75.39	76.17	**76.12**	0.74	-0.05

Note:

1. In conventional banking system, Total Investments include loans & advance, Bills, Securities other than share, money at call, balances & R. Repo with NBFI's and accrued interest. In Islamic banking system, Total Investments include general investments, Bills, Sukuk, Islamic bond holdings and profit receivable.
2. Figures of Investment are excluding Interbank
3. p=provisional

Source: Statistics Department, Bangladesh Bank.

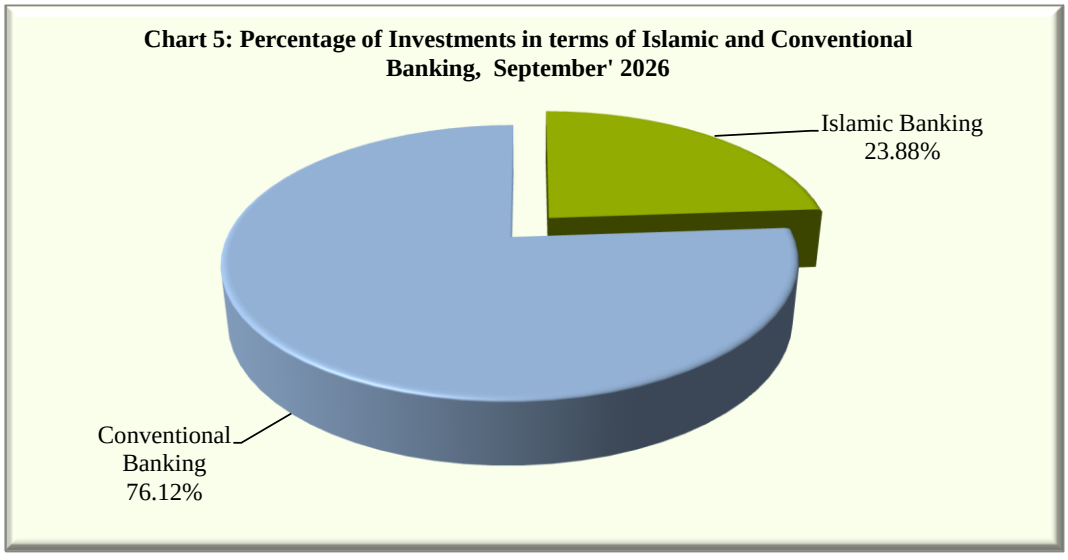

Table 8: Mode wise Islamic Banking Investments in Bangladesh

(BDT in Million)

Mode of Investments	Total Investments			Changes	
	Sep' 25	Aug' 26	Sep' 26[p]	Sep'26 Over Sep'25	Sep'26 Over Aug'26
	a	b	c	(c-a)	(c-b)
Mudarabah	246560	299611	307378	60818	7767
Musharaka	5028	25960	24801	19773	-1159
Bai - Murabaha	2632861	2545944	2550123	-82738	4180
Bai - Muajjal	1043902	1023773	1021192	-22710	-2581
Bai - Salam	92539	91350	92992	453	1641
Bai – Istisna	7072	10139	11565	4493	1426
Ijarah	267864	346005	347510	79646	1505
HPSM	914839	1153173	1167973	253133	14800
Qard - e - Hasan	106558	118426	126081	19523	7655
Others Investments	413758	508564	504535	90776	-4030
Total	**5730981**	**6122944**	**6154149**	**423168**	**31205**
Percentage of various Modes of Islamic Banking Investments					
Mudarabah	4.30	4.89	4.99	0.69	0.10
Musharaka	0.09	0.42	0.40	0.32	-0.02
Bai - Murabaha	45.94	41.58	41.44	-4.50	-0.14
Bai - Muajjal	18.22	16.72	16.59	-1.62	-0.13
Bai - Salam	1.61	1.49	1.51	-0.10	0.02
Bai – Istisna	0.12	0.17	0.19	0.06	0.02
Ijarah	4.67	5.65	5.65	0.97	0.00
HPSM	15.96	18.83	18.98	3.02	0.14
Qard - e - Hasan	1.86	1.93	2.05	0.19	0.11
Others Investments	7.22	8.31	8.20	0.98	-0.11
Total	**100.00**	**100.00**	**100.00**	**0.00**	**0.00**

Note:

1. Total Investments include general investments, Bills, Sukuk, Islamic bond holdings, profit receivable.
2. Figures of Investment are excluding Interbank
3. p=provisional

Source: Statistics Department, Bangladesh Bank.

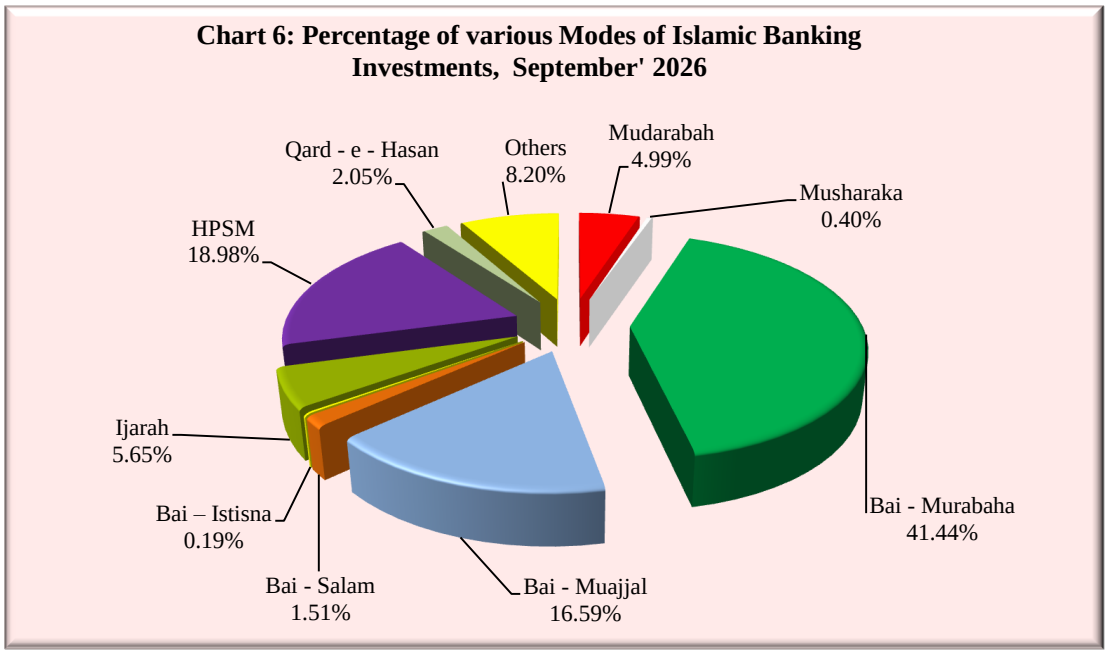

Table 9: Economic Purpose wise Islamic Banking Investments in Bangladesh

(BDT in Million)

Economic Purposes	Total Investments			Changes	
	Sep' 25	Aug' 26	Sep' 26[p]	Sep'26 Over Sep'25	Sep'26 Over Aug'26
	a	b	c	(c-a)	(c-b)
Agriculture, Fishing & Forestry	**63866**	**77019**	**69174**	**5308**	**-7845**
a) Agriculture	47488	58982	51176	3687	-7807
b) Fishing	15812	17407	17456	1644	49
c) Forestry & logging	565	629	543	-23	-86
Industry (1+2)	**2331501**	**2500659**	**2532669**	**201168**	**32010**
1. Term Investment (Excluding Working Capital Financing)	831929	950591	958700	126771	8109
a) Large Industries	555184	661713	664755	109570	3041
b) Small and Medium Industries	127750	121973	124599	-3151	2625
c) Cottage/ Micro Industries	9728	10938	11010	1281	71
d) Service Industries	139267	155966	158337	19071	2371
2. Working Capital Financing	1499572	1550068	1573969	74397	23901
a) Large Industries	1132198	1182724	1194581	62384	11857
b) Small and Medium Industries	204414	205489	210685	6271	5196
c) Cottage/ Micro Industries	6629	6440	6421	-208	-19
d) Service Industries	156332	155414	162282	5950	6867
Construction	**330740**	**339992**	**344634**	**13894**	**4642**
Transport	**36039**	**36846**	**36860**	**821**	**14**
Trade & Commerce	**1953816**	**1898186**	**1900262**	**-53555**	**2076**
a) Whole sale & Retail Trade	1282053	1261323	1273071	-8982	11748
b) Export	177350	192057	187583	10233	-4474
c) Import	480907	388740	383412	-97495	-5327
d) Procurement by Government	101.67	6306.93	6411.24	6309.56	104.31
e) Share Trading	8600	5778	5886	-2714	108
f) Lease Financing	4805	43981	43898	39093	-83
Other Institutional Qard/Investments	**265604**	**376521**	**378863**	**113259**	**2342**
Consumer Finance	**116413**	**149360**	**150598**	**34186**	**1238**
Miscellaneous (Poverty Alleviation and others)	**633002**	**744363**	**741089**	**108088**	**-3274**
Total	**5730981**	**6122944**	**6154149**	**423168**	**31205**
Percentage of various Investments of Islamic Banks in terms of Economic Purposes					
Agriculture, Fishing & Forestry	1.11	1.26	1.12	0.01	-0.13
Industry	40.68	40.84	41.15	0.47	0.31
Construction	5.77	5.55	5.60	-0.17	0.05
Transport	0.63	0.60	0.60	-0.03	0.00
Trade & Commerce	34.09	31.00	30.88	-3.21	-0.12
Other Institutional Qard/Investments	4.63	6.15	6.16	1.52	0.01
Consumer Finance	2.03	2.44	2.45	0.42	0.01
Miscellaneous (Poverty Alleviation and others)	11.05	12.16	12.04	1.00	-0.11
Total	**100.00**	**100.00**	**100.00**	**0.00**	**0.00**

Note:
1. Total Investments include general investments, Bills, Sukuk, Islamic bond holdings and profit receivable.
2. Figures of Investment are excluding Interbank
3. p=provisional
Source: Statistics Department, Bangladesh Bank.

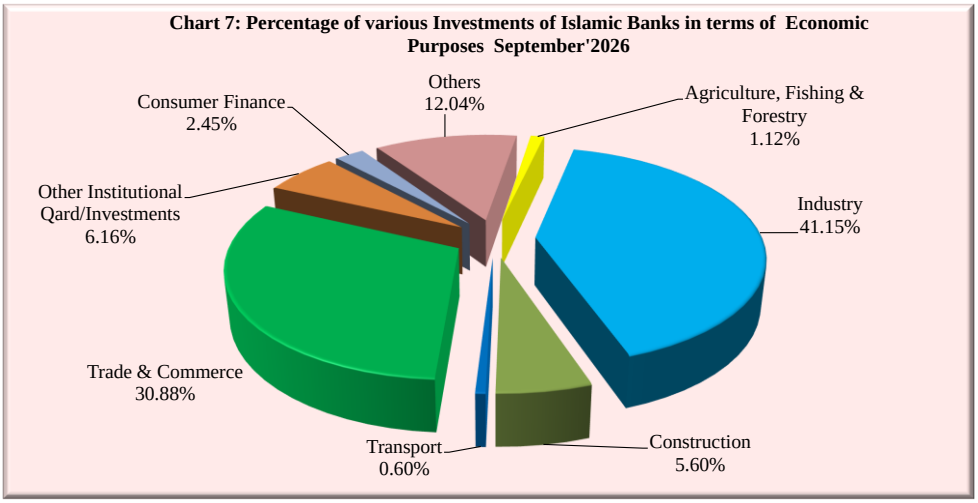

Table 10: Agent Banking Deposits Scenario of Banks - A Comparison between Islamic and Conventional Banks

(BDT in Million)

Type of Banks	Total Deposits			Changes	
	Sep' 25	Aug' 26	Sep' 26[p]	Sep'26 Over Sep'25	Sep'26 Over Aug'26
	a	b	c	(c-a)	(c-b)
Full Fledged IBs	259991	251753	254815	-5176	3062
Branch Based IBs	765.6	1364.6	1239.7	474.2	-124.9
Window Based IBs	38.03	159.71	178.06	140.03	18.35
Islamic Banks, Branches & Windows	**260794**	**253278**	**256233**	**-4561**	**2956**
Conventional Banks	211170	269487	279193	68024	9706
All Scheduled Banks	**471964**	**522765**	**535426**	**63462**	**12662**
Percentage of Agent Banking Deposits among various forms of Islamic Banking					
Full Fledged IBs	99.69	99.40	99.45	-0.25	0.05
Branch Based IBs	0.29	0.54	0.48	0.19	-0.05
Window Based IBs	0.01	0.06	0.07	0.05	0.01
Percentage of Agent Banking Deposits in terms of Islamic and Conventional Banking					
Islamic Banks, Branches & Windows	55.26	48.45	**47.86**	-7.40	-0.59
Conventional Banks	44.74	51.55	**52.14**	7.40	0.59

Note: 1. IBs = Islamic Banks
Source: Statistics Department, Bangladesh Bank.
p = Provisional

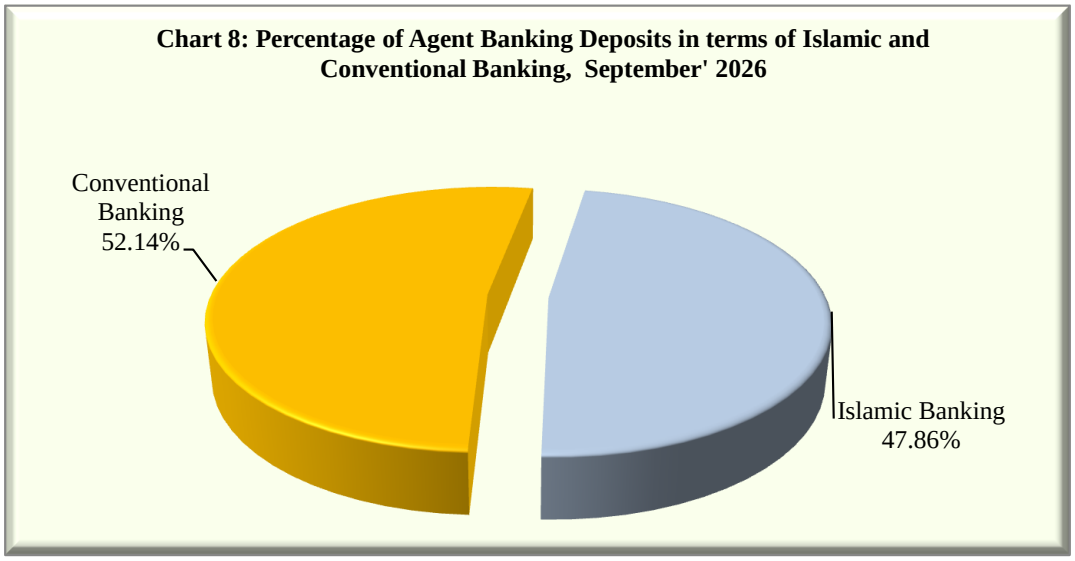

Table 11: Gender and Geo location wise School Banking in Bangladesh

Description		Total Number of Accounts			Changes	
		Sep' 25	Aug' 26	Sep' 26[p]	Sep'26 Over Sep'25	Sep'26 Over Aug'26
		a	b	c	(c-a)	(c-b)
Gender-wise	Male	592534	694977	692385	99851	-2592
	Female	588654	709450	705518	116864	-3932
	Others	-	-	-	-	-
	Islamic Banks, Branches & Windows	**1181188**	**1404427**	**1397903**	**216715**	**-6524**
	Conventional Bank	3384972	4529472	4481583	1096611	-47889
	All Scheduled Banks	**4566160**	**5933899**	**5879486**	**1313326**	**-54413**
Geolocation-wise	Urban	394023	425272	424529	30506	-743
	Rural	787165	979155	973374	186209	-5781
	Islamic Banks, Branches & Windows	**1181188**	**1404427**	**1397903**	**216715**	**-6524**
	Conventional Bank	3384972	4529472	4481583	1096611	-47889
	All Scheduled Banks	**4566160**	**5933899**	**5879486**	**1313326**	**-54413**
Percentage of School Banking Accounts in terms of Islamic and Conventional Banking						
Overall	Islamic Banks, Branches & Windows	25.87	23.67	**23.78**	0.11	-2.09
	Conventional Banks	74.13	76.33	**76.22**	-0.11	2.09

Note: (-) means 'not available'
Source: Statistics Department, Bangladesh Bank.
P = Provisional

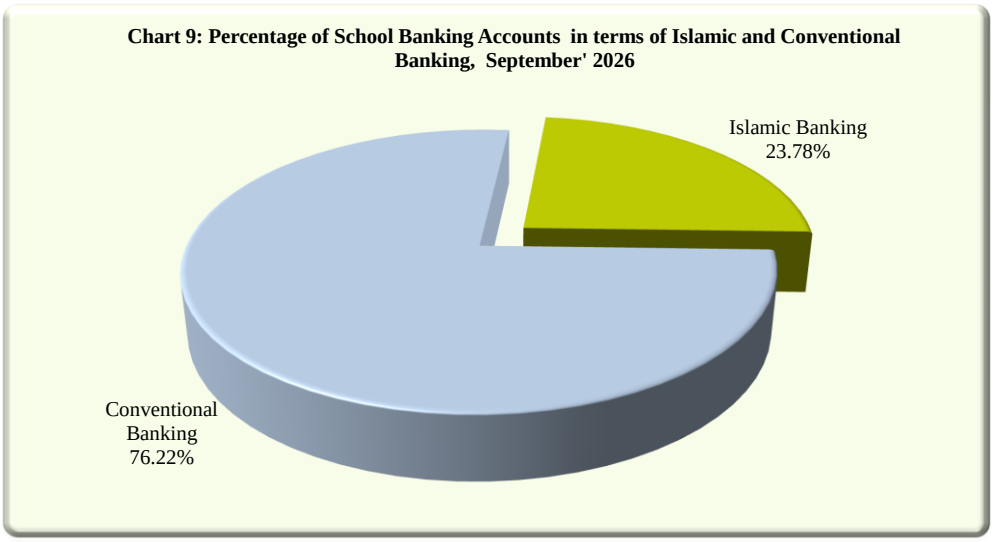

Table 12: Mobile Financial Services (MFS) in Islamic Banking

Accounts Pattern	Total			Changes	
	Sep' 25	Aug' 26	Sep' 26^{p}	Sep'26 Over Sep'25	Sep'26 Over Aug'26
	a	b	c	(c-a)	(c-b)
MFS Agent	107269	142072	142899	35630	827
MFS Personal Accounts	1500658	2515745	3879817	2379159	1364072
MFS Male Accounts	1178492	1992329	3251501	2073009	1259172
MFS Female Accounts	322166	523416	628316	306150	104900
MFS Other Accounts	8779	2191	2191	-6588	0
Total MFS Accounts in Islamic Banks, Branches & Windows	**1509437**	**2660008**	**3882008**	**2372571**	**1222000**
Total MFS Accounts in Conventional Banks	79920316	145391366	146028208	66107892	636842
Total MFS Accounts in All Scheduled Banks	**81429753**	**148051374**	**149910216**	**68480463**	**1858842**
Transactions Pattern	**Total Transactions Amount (BDT in Million)**			**Changes**	
	Sep' 25	**Aug' 26**	**Sep' 26^{p}**	**Sep'26 Over Sep'25**	**Sep'26 Over Aug'26**
	a	b	c	(c-a)	(c-b)
Cash In	143.52	212	343	200	131
Cash Out	519	400	232	-287	-167
P2P	29	21	29	0	8
Merchant Payment	437	445	1346	908	901
G2P	0.00	1.01	0.54	0.54	-0.47
Salary Disbursement	373	194	150	-223	-44
Talktime Purchase	6.00	4.31	3.49	-2.51	-0.82
Utility Bill Payment	2.064	70.79	78.28	76.21	7.48
Total MFS Transactions in Islamic Banks, Branches & Windows	**1510**	**1348**	**2183**	**672**	**835**
Total MFS Transactions in Conventional Banks	152441	1722032	1710743	1558302	-11288
Total MFS Transactions in All Scheduled Banks	**153952**	**1723379**	**1712926**	**1558975**	**-10453**

Percentage of Mobile Financial Services (MFS) in terms of Islamic and Conventional Banking

Description		Sep' 25	Aug' 26	Sep' 26^{p}	Changes	
					Sep'26 Over Sep'25	Sep'26 Over Aug'26
		a	b	c	(c-a)	(c-b)
MFS Accounts	Islamic Banks, Branches & Windows	1.85	1.80	**2.59**	0.736	0.793
	Conventional Banks	98.15	98.20	**97.41**	-0.736	-0.793
MFS Transactions	Islamic Banks, Branches & Windows	0.98	0.08	**0.13**	-0.854	0.05
	Conventional Banks	99.02	99.92	**99.87**	0.854	-0.05

Source: Statistics Department, Bangladesh Bank.

Table 13: E-banking and E-commerce in Islamic banking

Type of Machines	Total Number of Machines			Changes	
	Sep' 25	Aug' 26	Sep' 26[p]	Sep'26 Over Sep'25	Sep'26 Over Aug'26
	a	b	c	(c-a)	(c-b)
ATM	3677	3587	3566	-111	-21
POS	6987	6780	6780	-207	0
CDM	5	4	4	-1	0
CRM	849	867	867	18	0
Islamic Banks*	**11518**	**11238**	**11217**	**-301**	**-21**
Conventional Banks	145567	170093	172329	26762	2236
All Scheduled Banks	**157085**	**181331**	**183546**	**26461**	**2215**
Transactions through Interbanks	**Total Transactions Amount** *(BDT in Million)*			**Changes**	
	Sep' 25	**Aug' 26**	**Sep' 26[p]**	**Sep'26 Over Sep'25**	**Sep'26 Over Aug'26**
	a	b	c	(c-a)	(c-b)
MICR Cheque	137053	130291	151512	14459	21221
Non-MICR Cheque	34	32	47	13	15
EFT	43830	39753	43745	-85	3992
RTGS	251075	544191	343732	92657	-200459
Islamic Banks, Branches & Windows	**431991**	**714268**	**539036**	**107045**	**-175232**
Conventional Banks	6791601	5945671	7876981	1085380	1931310
All Scheduled Banks	**7223592**	**6659939**	**8416017**	**1192425**	**1756078**
Transactions through Cards					
Debit Card Transaction	89939	53616	61650	-28288	8034
Credit Card Transaction	1650	2288	2264	613	-24
Prepaid Card Transaction	119	83	91	-28	7
Islamic Banks, Branches & Windows	**91708**	**55987**	**64005**	**-27704**	**8017**

Note : 1. *Considering Full Fledged Islamic Banks Only

Source: Statistics Department, Bangladesh Bank.

Staistical Tables & Charts

On

Islamic NBFCs

Table 14: Number of Islamic NBFCs, Branches & Windows in September 2026

Type of NBFCs	SI	Name of NBFCs	Number of Branches	Number of Windows
Full Fledged Islamic NBFCs	1	Islamic Finance and Investment Ltd.	7	-
	2	Hajj Finance Company Limited	5	-
	a. Sub Total		**12**	**-**
NBFCs having Islamic Branches	1	Aviva Finance Ltd	7	4
	a. Sub Total		**7**	**4**
NBFCs having Islamic Windows	1	Delta Brac Housing Finance Cor. Ltd	-	18
	2	IDLC Finance LTD.	-	32
	3	National Housing Finance and Investment Ltd.	-	10
	4	Bangladesh Finance LTD.	-	6
	5	Meridian Finance and Investments LTD.	-	4
	6	Startegic Finance & Investment Limited	-	1
	b. Sub Total		**-**	**71**
Grand Total (a+b)			**19**	**75**

Source: Statistics Department, Bangladesh Bank.

Table 15: Major Indicators of Islamic NBFCs in Bangladesh

(BDT in Million)

Indicators	Sep'25	Aug'26	Sep'26 [p]	Growth (%)	
				Sep'26 Over Sep'25	Sep'26 Over Aug'26
	a	b	c	d=((c-a)/a)*100	e=((c-b)/b)*100
1. Total Deposits (excluding Inter-nbfc)*	**37114**	**39964**	**39608**	**6.72**	**-0.89**
a) Full-fledged Islamic NBFCs	12046	11490	11496	-4.57	0.05
b) Islamic Branches/Windows of Conventional NBFCs	25068	28474	28112	12.14	-1.27
2. Total Investments (including Sukuk/Islamic Bond)**	**31194**	**32966**	**32604**	**4.52**	**-1.10**
a) Full-fledged Islamic NBFCs	16092	15188	15153	-5.84	-0.23
b) Islamic Branches/Windows of Conventional NBFCs	15102	17779	17451	15.56	-1.84
3. Total Assets (excluding Contra.)	**40465**	**42231**	**42267**	**4.45**	**0.08**
a) Full-fledged Islamic NBFCs	24777	23587	24009	-3.10	1.79
b) Islamic Branches/Windows of Conventional NBFCs	15689	18644	18257	16.37	-2.08
4. Total Manpower (a+b)	**356**	**326**	**326**	**-8.43**	**0.00**
Of which: Employees with specialization in Islamic Banking & Finance* **	**11**	**11**	**11**	**0.00**	**0.00**
a) Full-fledged Islamic NBFCs	191	172	172	-9.95	0.00
b) Islamic Branches/Windows of Conventional NBFCs	165	154	154	-6.67	0.00

Note:

1. *including profit payable
2. **Excluding inter-nbfc and including profit receivable
3. ***Number of employees having CSAA/CIPA and/or specialized Islamic finance qualification (six months or longer) from reputed institutions.
4. Figures in Deposits, Investments & Assets are recorded as end period.
5. p=provisional

Source: Statistics Department, Bangladesh Bank.

Table 16: A Comparison of Major Indicators of Islamic NBFCs with All NBFCs in Bangladesh

(BDT in Million)

Indicators	All NBFCs (Excl. Non depository NBFCs & Non Scheduled Banks)			Islamic NBFCs, Branches & Windows			Contribution (%) of Islamic NBFCs, Branches & Windows Compared to All NBFCs			Growth (%)			
										All NBFCs		Islamic NBFCs, Branches & Windows	
	Sep'25	Aug'26	Sep'26 P	Sep'25	Aug'26	Sep'26 P	Sep'25	Aug'26	Sep'26 P	Sep'26 Over Sep'25	Sep'26 Over Aug'26	Sep'26 Over Sep'25	Sep'26 Over Aug'26
	a	b	c	d	e	f	g=(d/a)*100	h	i	j=((c-a)/a)*100	k	l	m=((f-e)/e)*100
Deposits (excluding Inter-nbfc)*	526044	552100	**552100**	37114	39964	**39608**	7.06	7.24	**7.17**	4.95	0.00	6.72	-0.89
Investments (including Sukuk/Islamic Bond)**	718300	733384	**733384**	31194	32966	**32604**	4.34	4.50	**4.45**	2.10	0.00	4.52	-1.10
Assets (excluding Contra.)	913823	927974	**927974**	40465	42231	**42267**	4.43	4.55	**4.55**	1.55	0.00	4.45	0.08

Note:

1. *Including Profit payable/accrued interest
2. **In conventional system, *Include Loans & Advance, Money at Call, Balances & R. Repo with Banks & Accrued Interest. In Islamic system, Total Investments include general investments, Sukuk, Islamic bond holdings and profit receivable.
3. Figures of Deposit & Investment are excluding Inter-nbfc
4. Figures in Deposits, Investments & Assets are recorded as end period.
5. p=provisional

Source: Statistics Department, Bangladesh Bank.

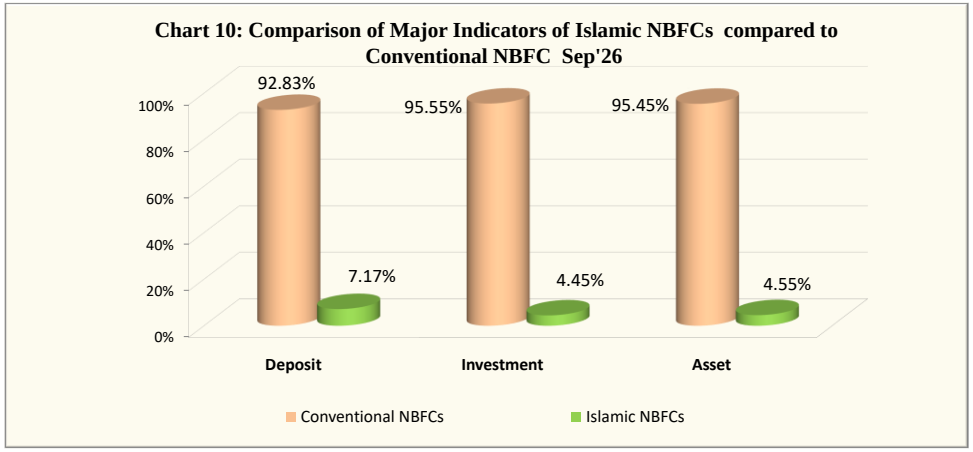

Table 17: Deposits Scenario of NBFCs - A Comparison between Islamic and Conventional NBFCs

(BDT in Million)

Type of NBFCs	Total Deposits			Changes	
	Sep'25	Aug'26	Sep'26 p	Sep'26 Over Sep'25	Sep'26 Over Aug'26
	a	b	c	(c-a)	(c-b)
Full Fledged Islamic NBFCs	12046	11490	11496	-550	6
Islamic Branches/Windows of Conventional NBFCs	25068	28474	28112	3044	-362
Islamic NBFCs, Branches & Windows	**37114**	**39964**	**39608**	**2494**	**-356**
Conventional NBFCs	488931	512136	512492	23561	356
All NBFCs*	**526044**	**552100**	**552100**	**26055**	**0**
Percentage of Deposits among various forms of Islamic NBFCs					
Full Fledged NBFCs	32.46	28.75	29.02	-3.43	0.27
Islamic Branches/Windows of Conventional NBFCs	67.54	71.25	70.98	3.43	-0.27
Percentage of Deposits in terms of Islamic and Conventional NBFCs					
Islamic NBFCs	7.06	7.24	**7.17**	0.12	-0.06
Conventional NBFCs	92.94	92.76	**92.83**	-0.12	0.06

Note:

1. Figures of Deposit are excluding Inter-nbfc and including profit payable/accrued interest
2. * Excl. Non depository NBFCs & Non Scheduled Banks
3. p=provisional

Source: Statistics Department, Bangladesh Bank.

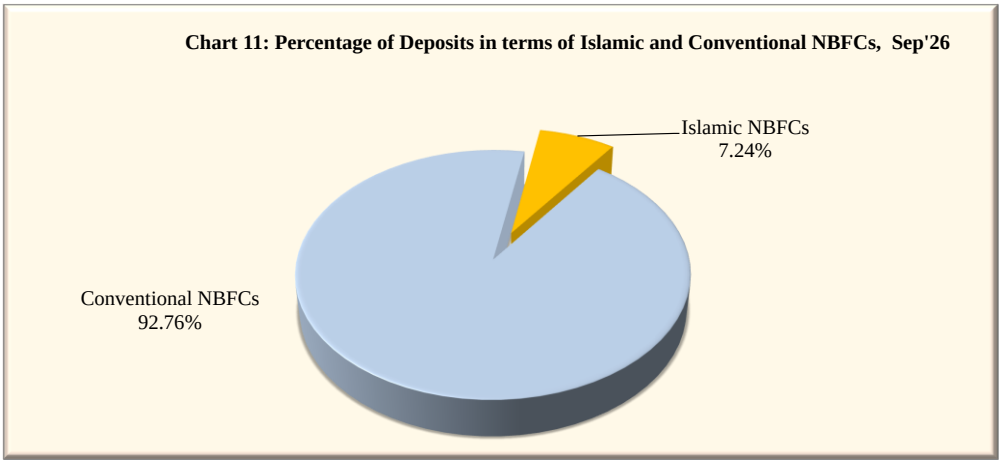

Table 18: Mode wise Deposits of Islamic NBFCs in Bangladesh

(BDT in Million)

Mode of Deposits	Total Deposits			Changes	
	Sep'25	Aug'26	Sep'26 p	Sep'26 Over Sep'25	Sep'26 Over Aug'26
	a	b	c	(c-a)	(c-b)
Mudaraba Deposits	**36929**	**39559**	**39210**	**2281**	**-349**
Mudaraba Term Deposits (MTDR)	36343	38970	38624	2281	-347
Mudaraba Recurring Deposits	586	589	587	1	-2
Special Purpose Deposits	**185**	**404**	**397**	**213**	**-7**
Total Deposits	**37114**	**39964**	**39608**	**2494**	**-356**
Percentage of Deposits among Various Modes of Islamic NBFCs					
Mudaraba Deposits	**99.50**	**98.99**	**99.00**	**-0.51**	**0.01**
Mudaraba Term Deposits (MTDR)	97.92	97.51	97.52	-0.41	0.00
Mudaraba Recurring Deposits	1.58	1.47	1.48	-0.10	0.01
Special Purpose Deposits	**0.50**	**1.01**	**1.00**	**0.51**	**-0.01**
Total	**100.00**	**100.00**	**100.00**	**0.00**	**0.00**

Note: 1. Figures of Deposit are excluding Inter-nbfc and including profit
2. p=provisional

Source: Statistics Department, Bangladesh Bank.

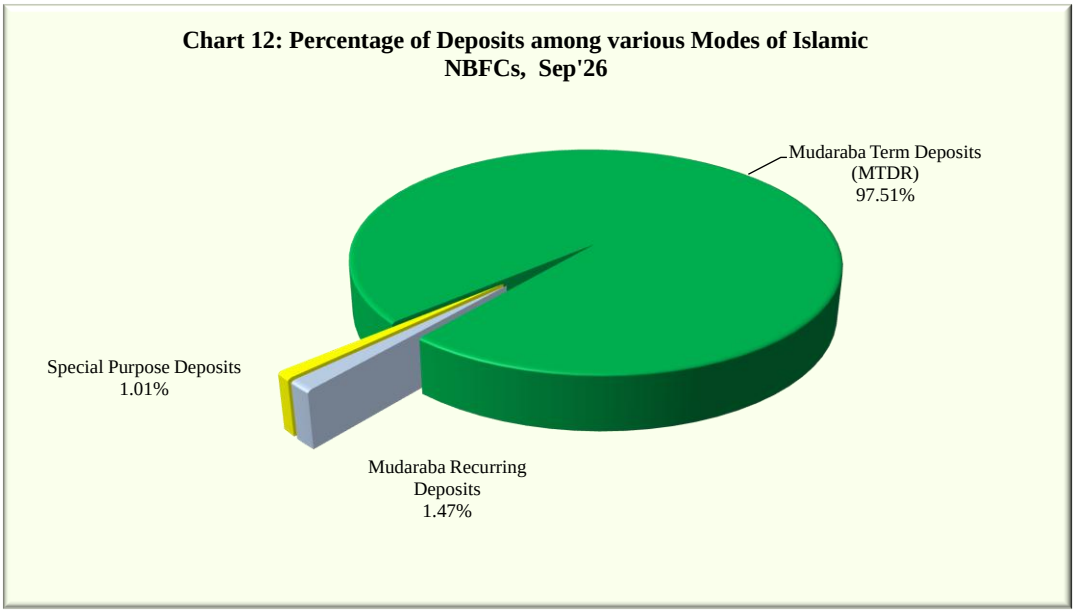

Table 19: Sector wise Deposits of Islamic NBFCs in Bangladesh

(BDT in Million)

Sector	Total Deposits			Changes	
	Sep'25	Aug'26	Sep'26^{p}	Sep'26 Over Sep'25	Sep'26 Over Aug'26
	a	b	c	(c-a)	(c-b)
Public (Government)	1.06	7.21	7.26	6.2	0.0
Other Public	192.38	174.35	171.37	-21.0	-3.0
Private	26430	29054	28689	2258.3	-365.5
DMB	10743	10950	10960	217.2	10.8
Sub Total (Including Inter-NBFCs)	**37367**	**40185**	**39828**	**2460.7**	**-357.6**
Inter-NBFCs	253	221	220	-33.2	-1.7
Total (Excluding Inter-NBFCs)	**37114**	**39964**	**39608**	**2493.9**	**-355.9**
Percentage of Deposits among various Sectors of Islamic NBFCs					
Public (Government)	0.003	0.02	0.02	0.02	0.00
Other Public	0.52	0.44	0.43	-0.09	0.00
Private	71.21	72.70	72.43	1.22	-0.27
DMB	28.95	27.40	27.67	-1.27	0.27

Note: 1. Figures of Deposit are including profit payable.
2. p=provisional

Source: Statistics Department, Bangladesh Bank.

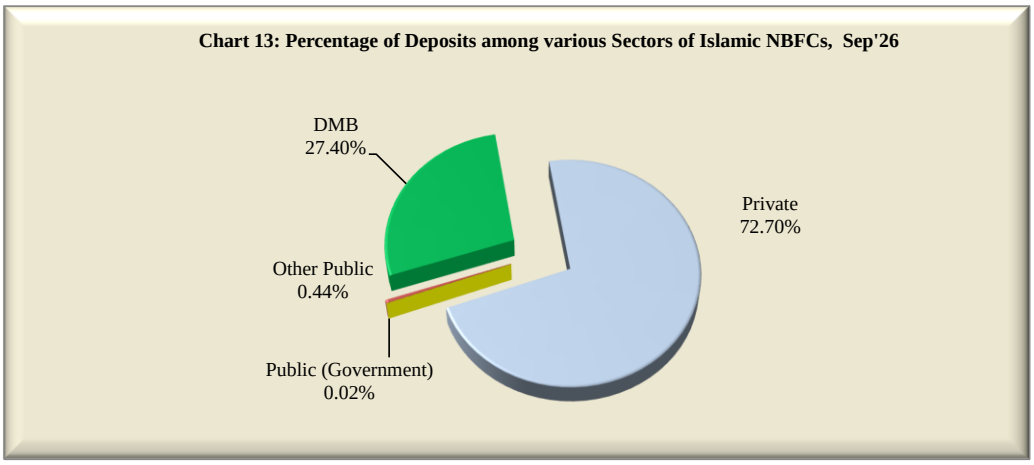

Table 20: Investments Scenario of NBFCs - A Comparison between Islamic and Conventional NBFCs

(BDT in Million)

Type of NBFCs	Total Investments			Changes	
	Sep'25	Aug'26	Sep'26[p]	Sep'26 Over Sep'25	Sep'26 Over Aug'26
	a	b	c	(c-a)	(c-b)
Full Fledged Islamic NBFCs	16092	15188	15153	-940	-35
Islamic Branches/Windows of Conventional NBFCs	15102	17779	17451	2350	-327
Islamic NBFCs, Branches & Windows	**31194**	**32966**	**32604**	**1410**	**-362**
Conventional NBFCs	687106	700418	700780	13674	362
All NBFCs*	**718300**	**733384**	**733384**	**15084**	**0**
Percentage of Investments among various forms of Islamic NBFCs					
Full Fledged NBFCs	51.59	46.07	46.47	-5.11	0.40
Islamic Branches/Windows of Conventional NBFCs	48.41	53.93	53.53	5.11	-0.40
Percentage of Investments in terms of Islamic and Conventional NBFCs					
Islamic NBFCs	4.34	4.50	**4.45**	0.10	-0.05
Conventional NBFCs	95.66	95.50	**95.55**	-0.10	0.05

Note:

1. In conventional system, Total Investments include Loans & Advance, Money at Call, Balances & R. Repo with Banks & Accrued Interest. In Islamic system, Total Investments include general investments, Sukuk, Islamic bond holdings and profit receivable.
2. Figures of Investment are excluding Inter-nbfc
3. * Excl. Non depository NBFCs & Non Scheduled Banks
4. p=provisional

Source: Statistics Department, Bangladesh Bank.

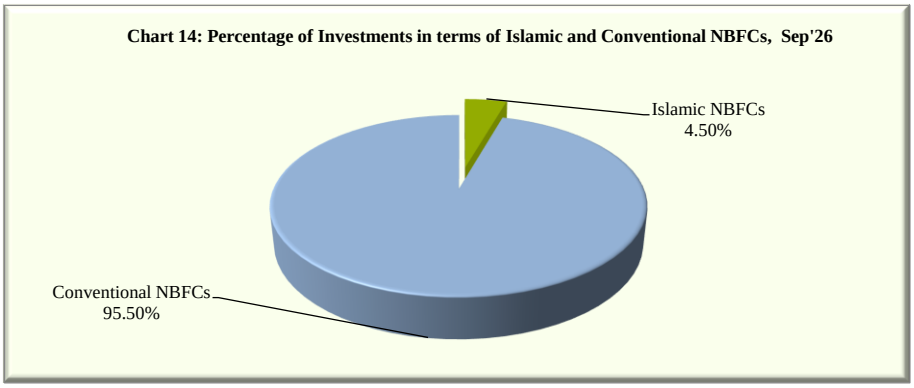

Table 21: Mode wise Investments of Islamic NBFCs in Bangladesh

(BDT in Million)

Mode of Investments	Total Investments			Changes	
	Sep'25	Aug'26	Sep'26[p]	Sep'26 Over Sep'25	Sep'26 Over Aug'26
	a	b	c	(c-a)	(c-b)
Mudarabah	3211	3706	3580	369	-126
Bai - Murabaha	2842	3212	3164	323	-48
Bai - Muajjal	3484	3558	3566	82	8
Ijarah	8302	8645	8615	313	-30
HPSM	11015	11947	12120	1105	173
Qard - e - Hasan	75	89	87	12	-2
Others Investments	2265	1809	1471	-794	-338
Total	**31194**	**32966**	**32604**	**1410**	**-362**
Percentage of Investments among various Modes of Islamic NBFCs					
Mudarabah	10.29	11.24	10.98	0.69	-0.26
Bai - Murabaha	9.11	9.74	9.71	0.60	-0.04
Bai - Muajjal	11.17	10.79	10.94	-0.23	0.14
Ijarah	26.61	26.22	26.42	-0.19	0.20
HPSM	35.31	36.24	37.17	1.86	0.93
Qard - e - Hasan	0.24	0.27	0.27	0.03	0.00
Others Investments	7.26	5.49	4.51	-2.75	-0.97
Total	**100.00**	**100.00**	**100.00**	**0.00**	**0.00**

Note:

1. Total Investments include general investments, Sukuk, Islamic bond holdings and profit receivable.
2. Figures of Investment are excluding Inter-nbfc
3. p=provisional

Source: Statistics Department, Bangladesh Bank.

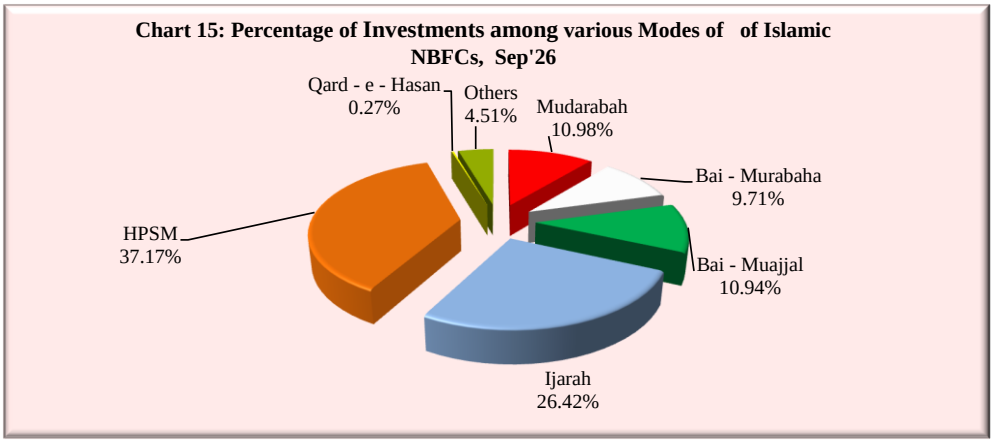

Table 22: Economic Purpose wise Investments of Islamic NBFCs in Bangladesh

(BDT in Million)

Economic Purposes	Total Investments			Changes	
	Sep'25	Aug'26	Sep'26[p]	Sep'26 Over Sep'25	Sep'26 Over Aug'26
	a	b	c	(c-b)	(c-a)
A. Agriculture, Fishing & Forestry	**228**	**228**	**225**	**-3**	**-3**
B. Industry (1+2)	**10480**	**11860**	**11649**	**1169**	**-211**
1. Term Investment (Excluding Working Capital Financing)	8518	8422	8199	-318	-222
2. Working Capital Financing	1962	3438	3449	1487	11
C. Construction	**4338**	**3786**	**3847**	**-491**	**61**
D. Transport	**1420**	**1203**	**1219**	**-202**	**16**
E. Trade & Commerce	**8540**	**9743**	**9912**	**1371**	**169**
F. Other Institutional Qard/Investments	**3462**	**1854**	**1517**	**-1945**	**-337**
G. Consumer Finance	**673**	**1876**	**1906**	**1233**	**30**
H. Miscellaneous (Poverty Alleviation and others)	**2052**	**2417**	**2330**	**278**	**-87**
Total	**31194**	**32966**	**32604**	**1410**	**-362**
Percentage of various Investments of Islamic NBFCs in terms of Economic Purposes					
Agriculture, Fishing & Forestry	0.73	0.69	0.69	-0.04	0.00
Industry	33.60	35.98	35.73	2.13	-0.25
Construction	13.91	11.49	11.80	-2.11	0.31
Transport	4.55	3.65	3.74	-0.82	0.09
Trade & Commerce	27.38	29.55	30.40	3.02	0.85
Other Institutional Qard/Investments	11.10	5.62	4.65	-6.45	-0.97
Consumer Finance	2.16	5.69	5.84	3.69	0.16
Miscellaneous (Poverty Alleviation and others)	6.58	7.33	7.15	0.57	-0.18
Total	**100.00**	**100.00**	**100.00**	**0.00**	**0.00**

Note:

1. Total Investments include general investments, Sukuk, Islamic bond holdings and profit receivable.
2. Figures of Investment are excluding Inter-nbfc
3. p=provisional

Source: Statistics Department, Bangladesh Bank.

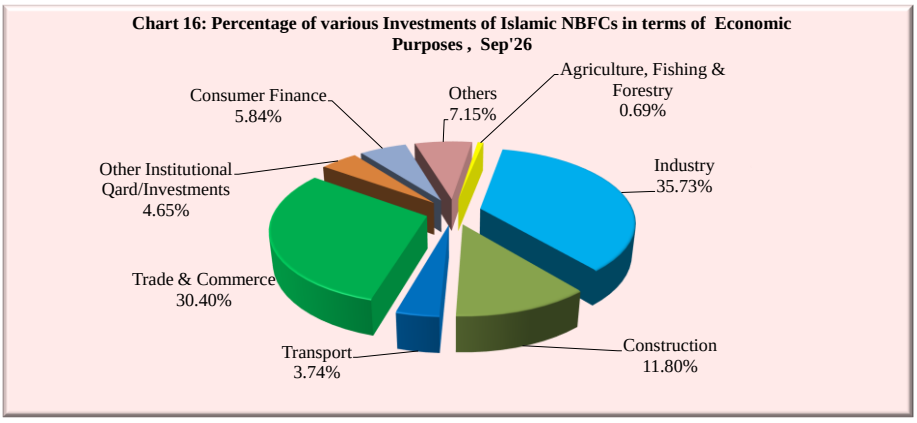

Concluding Remarks

In this study it is found that during the study period Islamic banks held approximately one-fourth of total deposits of the banking industry and large amount of deposits were collected through Mudarabah deposits scheme. At the same time the study also finds that largest amount of deposits of Islamic banks was accumulated from the private sector among all sectors in Bangladesh.

This study reveals that in case of investment, Islamic banking investment contributed approximately one-fourth of total investment in the banking industry. Full-fledged Islamic banks play vital role in sanctioning Islamic investment which is about 88% of total Islamic investment while investment sanctioned by other Conventional banks having Islamic branches and windows is only 12% of total Islamic investment. Full-fledged Islamic banks, branches and windows sanctioned significant amount of investment in Bai-Murabaha (41%). About 41% of investment was sanctioned for the industry sector, 31% of investment was sanctioned for the trade & commerce sector. It is important to mention that agent banking, school banking, mobile financial services, e-banking and e-commerce are now administered through Islamic banking. Approximately 20% of total worker's remittance collected through Islamic banking channel. Furthermore, approximately half (48%) of total agent banking deposits in banking industry belongs to Islamic banking.

Islamic banking has been playing a significant role in Bangladesh over the last couple of decades. On the other hand, Islamic NBFCs have many opportunities to expand their services in order for capturing contribution of deposits, investments and assets. As Sharia'h based transactions are becoming popular to the mass people, so there is a great opportunity to expand Islamic banking activities in both rural and urban areas and to disseminate Islamic banking knowledge to the people of the grass-root level of the country. Islamic banking activities are expanding in parallel with conventional banking day by day. This will promote financial inclusion which ultimately would strengthen the financial system of the country.

Appendix-1

Time Series Data on Islamic Banking in Bangladesh

(Figures in Remittances, Exports & Imports are USD in Million and rests are BDT in Million)

Indicators	Sep'25	Oct'25	Nov'25	Dec'25	Jan'26	Feb'26	Mar'26	Apr'26	May'26	Jun'26	Jul'26	Aug'26	Sep'26[P]
1. Total Deposits (excluding Inter-bank & EDF)*	**4669262**	**4674288**	**4769279**	**4762262**	**4736573**	**4760553**	**4789876**	**4808001**	**4800412**	**4671529**	**4689900**	**4751230**	**4785205**
a) Full-fledged Islamic Banks	4015481	4014727	4038407	4071217	4040237	4062068	4085428	4089101	4061413	3888788	3885418	3920506	3928513
b) Islamic Banking Branches of Conventional Banks	399920	404682	471031	430575	260002	442469	444545	453343	466672	496804	498483	516608	529189
c) Islamic Banking Windows of Conventional Banks	253861	254878	259840	260470	260103	256016	259903	265557	272327	285937	305998	314116	327503
2. Total Investments (including Sukuk/Islamic Bond)**	**5730981**	**5768639**	**5885263**	**5847503**	**5845746**	**5882021**	**5907174**	**5920776**	**5992516**	**6115887**	**6122204**	**6122944**	**6154149**
a) Full-fledged Islamic Banks	5242495	5258331	5289865	5312415	5310459	5315807	5332258	5342876	5378938	5421413	5420286	5421074	5434044
b) Islamic Banking Branches of Conventional Banks	305224	325151	407702	352844	351366	375481	379143	378373	397449	459676	460795	460342	474353
c) Islamic Banking Windows of Conventional Banks	183262	185158	187696	182244	183921	190732	195773	199528	216129	234798	241124	241528	245753
3. Total Worker's Remittances	**818**	**690**	**740**	**779**	**725**	**661**	**701**	**626**	**657**	**448**	**543**	**630**	**567**
a) Full-fledged Islamic Banks	812	685	734	769	723	633	697	622	654	444	538	625	561
b) Islamic Banking Branches of Conventional Banks	2.84	1.55	3.34	6.66	2.01	27.70	2.93	3.22	2.25	2.94	3.51	4.35	4.54
c) Islamic Banking Windows of Conventional Banks	3.12	3.29	3.45	3.64	0.23	0.51	0.71	1.18	1.10	0.66	1.75	0.72	0.72
4. Total Export Receipts (excl. local exports)	**703**	**755**	**668**	**653**	**627**	**604**	**617**	**710**	**575**	**743**	**684**	**736**	**683**
a) Full-fledged Islamic Banks	617	573	573	548	541	497	518	595	465	602	560	529	570
b) Islamic Banking Branches of Conventional Banks	72.54	161.14	71.53	84.80	55.34	84.07	77.98	91.97	91.31	120.98	101.90	185.23	98.36
c) Islamic Banking Windows of Conventional Banks	12.90	20.59	23.47	20.46	30.49	22.42	20.87	23.14	18.61	20.06	22.54	22.02	14.56
5. Total Import Payments (excl. local imports)	**1014**	**1036**	**1041**	**972**	**1131**	**852**	**870**	**1231**	**894**	**991**	**933**	**984**	**1056**
a) Full-fledged Islamic Banks	848	850	786	820	924	695	696	797	694	758	713	748	761
b) Islamic Banking Branches of Conventional Banks	138.11	122.74	125.46	110.30	150.88	104.84	122.82	384.76	145.91	183.11	155.88	167.71	231.29
c) Islamic Banking Windows of Conventional Banks	27.89	62.44	129.38	42.28	56.75	51.89	50.96	49.04	54.09	50.20	63.88	68.62	63.19
6. Total Agent Banking Deposits	**263875**	**251930**	**260698**	**266628**	**267869**	**269836**	**271773**	**276339**	**273456**	**252572**	**249014**	**253278**	**276606**
a) Full-fledged Islamic Banks	263071	251110	259696	265612	266803	268730	270652	275188	272261	251281	247645	251753	275188
b) Islamic Banking Branches of Conventional Banks	765.60	782.38	946.18	958.72	981.20	1018.23	1031.28	1059.73	1095.95	1189.52	1227.74	1364.61	1239.75
c) Islamic Banking Windows of Conventional Banks	38.03	38.02	56.51	57.96	85.10	87.99	90.42	90.73	99.19	102.10	141.67	159.71	178.06
7. Total Assets (excluding Contra. & OBU)	**9538449**	**9643237**	**9836060**	**9586085**	**9171567**	**9338424**	**9456276**	**9557096**	**9194053**	**9877261**	**9959334**	**10050995**	**10253723**
a) Full-fledged Islamic Banks	8725056	8800971	8904746	8678161	8306122	8449670	8553656	8621378	8224751	8830648	8866576	8937169	9081472
b) Islamic Banking Branches of Conventional Banks	503698	527691	610847	586804	560137	573193	577160	601167	613872	669060	687492	703441	746642
c) Islamic Banking Windows of Conventional Banks	309694	314575	320467	321121	305308	315562	325460	334551	355430	377553	405267	410385	425609
8. Manpower	**47041**	**42845**	**42975**	**44188**	**45061**	**45240**	**45585**	**45208**	**45294**	**45225**	**44765**	**44782**	**45169**
a) Full-fledged Islamic Banks	44776	40521	40589	41764	42565	42702	43042	42662	42730	42612	42115	42124	42448
b) Islamic Banking Branches of Conventional Banks	1614	1674	1739	1774	1809	1878	1884	1878	1892	1943	1931	1931	1943
c) Islamic Banking Windows of Conventional Banks	651	650	647	650	687	660	659	668	672	670	719	727	778

Note:

1. *including profit payable
2. **Excluding interbank and including EDF & profit receivable
3. ***Number of employees having CSAA/CIPA and/or specialized Islamic finance qualification (six months or longer) from reputed institutions.
4. Figures in Deposits, Investments, Assets & Manpower are recorded as end period but figures in worker's remittances, export receipts & import payments are recorded as during the period.
5. p= provisional

Source: Statistics Department, Bangladesh Bank.

Appendix-2

Time Series Data on Islamic NBFCs in Bangladesh

(BDT in Million)

Indicators	Sep'25	Oct'25	Nov'25	Dec'25	Jan'26	Feb'26	Mar'26	Apr'26	May'26	Jun'26	Jul'26	Aug'26	Sep'26[p]
1. Total Deposits (excluding Inter-nbfc)*	**37114**	**37536**	**38103**	**38585**	**38968**	**38802**	**39101**	**39454**	**39873**	**39316**	**39585**	**39964**	**39608**
a) Full-fledged Islamic NBFCs	12046	11951	11906	11793	11711	11705	11643	11565	11543	11521	11494	11490	11496
b) Islamic Branches/Windows of Conventional NBFCs	25068	25585	26197	26792	27257	27097	27457	27890	28331	27795	28091	28474	28112
2. Total Investments (including Sukuk/Islamic Bond)**	**31194**	**30828**	**31514**	**32034**	**32050**	**31680**	**31949**	**32241**	**32593**	**32256**	**32274**	**32966**	**32604**
a) Full-fledged Islamic NBFCs	16092	15952	15809	15841	15647	15629	15517	15454	15408	15399	15358	15188	15153
b) Islamic Branches/Windows of Conventional NBFCs	15102	14876	15705	16193	16403	16051	16432	16787	17185	16858	16916	17779	17451
3. Total Assets (excluding Contra.)	**40465**	**40399**	**41225**	**40215**	**40251**	**40144**	**40784**	**41173**	**41754**	**41282**	**41574**	**42231**	**42267**
a) Full-fledged Islamic NBFCs	24777	24876	24889	23456	23175	23366	23512	23531	23682	23629	23823	23587	24009
b) Islamic Branches/Windows of Conventional NBFCs	15689	15522	16336	16759	17076	16778	17272	17643	18072	17653	17751	18644	18257
4. Total Manpower	**356**	**352**	**353**	**348**	**340**	**335**	**333**	**330**	**330**	**328**	**323**	**326**	**326**
Of which: Employees with specialization in Islamic Banking & Finance* **	**11**	**11**	**11**	**11**	**11**	**11**	**11**	**11**	**11**	**11**	**11**	**11**	**11**
a) Full-fledged Islamic NBFCs	191	190	191	186	182	181	179	176	176	174	169	172	172
b) Islamic Branches/Windows of Conventional NBFCs	165	162	162	162	158	154	154	154	154	154	154	154	154

Note:
1. *including profit payable
2. **Excluding inter-nbfc and including profit receivable
3. ***Number of employees having CSAA/CIPA and/or specialized Islamic finance qualification (six months or longer) from reputed institutions.
4. Figures in Deposits, Investments & Assets are
5. p=provisional

Source: Statistics Department, Bangladesh Bank.

Appendix-3

Measures Taken by Bangladesh Bank for Islamic Banking & Finance

SI	Publish Date	Title	Link
1.	27/09/26	IBRPD Circular No. 01: Guidelines on Islamic Credit Card Operations of Banks.	Clickhere
2.	20/09/26	STD Circular Letter No. 01 Regarding the Submission of Islamic Financial Transactions-Related Data through the Updated Data Template for Banks and NBFCs	Click here
3.	01/12/25	BRPD Circular Letter No. 28: Scheduling of Sammilito Islami Bank PLC.	Click here
4.	28/09/25	IBRPD Circular No. 01: Formation, appointment and removal of Shariah Supervisory Committee (SSC) members along with their roles and responsibilities for bank-company providing Islamic banking services	Click here
5.	13/03/25	BRPD Circular Letter No. 06: Establishment of 04(Four) New Departments at Head Office of Bangladesh Bank.	Click here
6.	22/01/25	DMD Circular Letter No. 05: Regarding Sukuk Allotment Quota	Click here
7.	15/01/25	STD Circular No. 01: Regarding the submission of Islamic Financial Transactions related data by NBFCs through data template	Click here
8.	08/07/24	BRPD Circular Letter No. 30: Providing online banking services to the customers of Islamic banking branches and window's at Conventional branches and sub-branches.	Click here
9.	25/03/24	DMD Circular Letter No. 05: Amendment of Guidelines and Operating Procedures of Islamic Banks Liquidity Facility (IBLF)	Click here
10.	05/02/23	DMD Circular No. 02: Regarding Mudarabah Liquidity Support (MLS)	Click here
11.	05/12/22	DMD Circular No. 03: Guidelines and Operating Procedures of Islamic Banks Liquidity Facility (IBLF)	Click here
12.	06/02/22	SD Circular Letter No. 02: Regarding the submission of Islamic Financial Transactions related data through new data template.	Click here
13.	05/04/18	SFD Circular No. 02: Master Circular for Islamic Refinance Scheme.	Click here
14.	07/01/18	SMESPD Circular Letter No. 01: Amendment of the operating guideline of Islami Shariah Based Refinancing Fund	Click here
15.	10/12/17	BRPD Circular Letter No. 11: Islamic Refinance fund for agro-processors, small enterprise, renewable energy and environment-friendly ventures	Click here
16.	03/08/17	SMESPD Circular Letter No. 02: Revised list of agro-based industries under Refinance Scheme for 'Setting-up Agro-based Product Processing Industries in Rural Areas' and 'Refinance fund to support Islamic Shariah-based financing'	Click here
17.	04/02/16	DMD Circular No. 01 : Online Transaction of Islami Bond	Click here
18.	07/01/16	SMESPD Circular No. 01 : Master Circular on SME Financing	Click here
19.	24/12/14	DMD Circular No. 10 : Regarding Issuance of Islami Bond	Click here
20.	03/11/14	DMD Circular No. 06 : Circular regarding Amendment of Bangladesh Government Islami Investment Bond(Islami Bond) Rules-2004(Amended-2014)	Click here
21.	12/10/14	GBCSRD Circular No. 06 : Formation of refinance fund to support Islamic Shariah-based financing to "Renewable Energy & Environment Friendly Financeable Sectors"	Click here
22.	09/10/14	SMESPD Circular No. 02: Formation of refinance fund to support Islamic Shariah-based financing to 'agro-based Industry', 'small enterprise (including women entrepreneurs) and 'new entrepreneur in cottage, micro and small enterprise sector'	Click here
23.	18/09/14	BRPD Circular No. 13: Islamic Refinance fund for agro-processors, small enterprise, renewable energy and environment-friendly ventures	Click here
24.	01/09/14	DMD Circular No. 05 : Circular regarding Bangladesh Govt .Islami Bond (Islami Bond) Rules-2004 (Amended-2014)	Click here
25.	29/10/13	SMESPD Circular No. 01 : Funding Assistance Program for Islamic Shariah-Based Financing to Agro-based Product Processing Industries in Rural Areas and Small Enterprises (including Women Entrepreneurs) in Bangladesh	Click here
26.	27/12/11	DOS Circular Letter No. 23 : Regarding islami interbank fund market	Click here
27.	12/05/10	Statutory Liquidity Ratio (SLR) for Islami Bank	Click here
28.	09/11/09	BRPD Circular No. 15: Guidelines on Islamic Banking	Click here
29.	20/07/09	BRPD Circular Letter No. 05: Risk Factors Relating to Islamic Mode of Investment under Risk Based Capital Adequacy for Banks	Click here
30.	15/09/04	FRTMD Circular No. 16 - Bangladesh Government Islamic Investment Bond-2004.	Click here