

Monthly Report On
Government Domestic Borrowing¹



September, 2022

Research Department
Money and Banking Wing
Bangladesh Bank

¹Prepared by Money and Banking Wing, Research Department, Bangladesh Bank (The Central Bank of Bangladesh). Feedbacks may be sent to Bishnu Pada Biswas, Director, Research Department, Bangladesh Bank (e-mail: bishnu.biswas@bb.org.bd), Nazmun Nahar Mily, Additional Director (e-mail: nazmun.mily@bb.org.bd), Arjina Akhter Efa, Joint Director (e-mail: arjina.efa@bb.org.bd), Shah Md. Sumon, Deputy Director (e-mail: sm.sumon@bb.org.bd) and Rozina Akter, Assistant Director (e-mail: rozina.akter@bb.org.bd).

Highlights of Government Domestic Borrowing during July-September of FY23

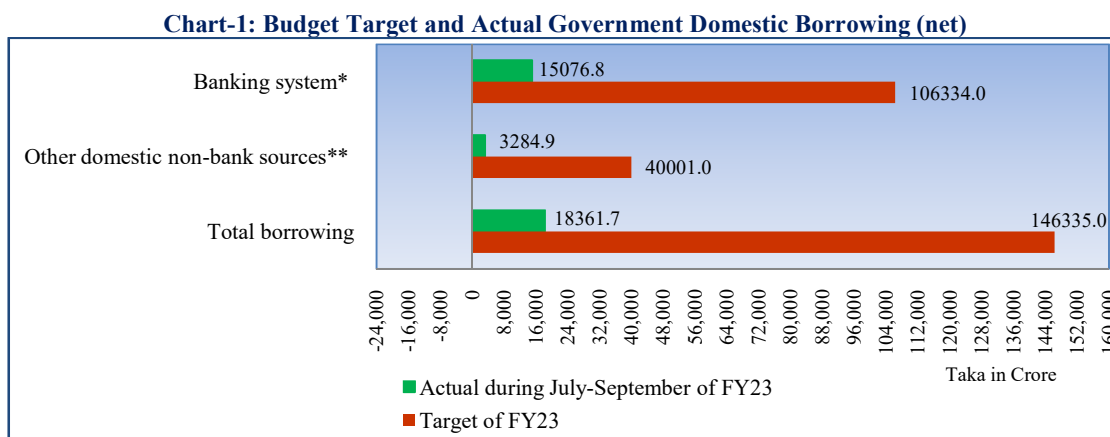
- **Target of Government Domestic Borrowing** for FY23 has been set at Tk. 1,46,335.0 crore in the national budget. Of which:
 - **Target of borrowing from the banking system** has been set at Tk. 1,06,334.0 crore.
 - **Target of borrowing from other domestic non-banking sources** has been set at Tk. 40,001.0 crore (including Tk. 35,000.0 crore through net sales of National Savings Schemes).
- During July-September of FY23, government net borrowing from the **banking system** stood at Tk. **15,076.8** crore (**14.2** percent of the target set in the national budget) which was Tk. 4,218.4 crore (4.8 percent of the target set in the national budget) in the same period of previous fiscal year.
- Government net borrowing from the **other non-banking domestic sources** during July-September of FY23, stood at Tk. **3,284.9** crore (**8.2** percent of the target set in the national budget) which was Tk. 8,728.5 crore (23.6 percent of the target set in the national budget) in the same period of previous fiscal year.
- Therefore, government **total net domestic borrowing** both from the banking system and from the other non-banking domestic sources during July-September of FY23 stood at Tk. **18,361.7** crore which was **12.5** percent of the target set in the national budget. Government net domestic borrowing during July-September of FY22 was Tk. 12,946.9 crore which was 10.4 percent of the target set in the national budget.
- During July-September of FY23, net sale from the national savings schemes was Tk. **330.6** crore which was **0.9** percent of the target set in the national budget. During July-September of FY22, it was Tk. 8,558.1 crore which was 26.7 percent of the target set in the national budget.

Government Domestic Borrowing during July-September of FY23

Government borrows to finance the budget mainly from two domestic sources: banking system and other non-banking domestic sources. Government borrowing from the banking system consists of borrowing from the central bank and scheduled banks. From banking system, government borrows mainly through advances, overdraft, and issuance of Treasury Bills and Bonds. However, balances of government deposits and other funds are net out from the banking system borrowing. On the other hand, government borrowing from non-banking domestic sources includes savings instruments introduced by the Department of National Savings and government T-Bills and Bonds held by non-bank financial institutions, insurance companies, individual investors, etc.

1. Government Domestic Borrowing Target for FY23

As per national budget of the government, the target of total domestic borrowing has been set at Tk. 1,46,335.0 crore, of which Tk. 1,06,334.0 crore has been estimated to borrow from banking system and Tk. 40,001.0 crore from other non-banking domestic sources. Accordingly, during July-September of FY23, government has borrowed (net) Tk. 18,361.7 crore from domestic sources which is 12.5 percent of the budget target (Chart-1).



Notes: *=Banking system includes Bangladesh Bank and scheduled banks.

**=Other domestic non-bank sources include national savings schemes and T-bills & Bonds held by other than banks.

Sources: Debt Management Department, Statistics Department, Bangladesh Bank; Department of National Savings; and Ministry of Finance (MoF).

2. Borrowing from Banking System

During July-September of FY23, government borrowed (net) Tk. 18,595.9 crore from Bangladesh Bank (BB) but repaid Tk. 3,519.1 crore outstanding debt to Scheduled Banks (SBs). Hence, government borrowing (net) from banking system stood at Tk. 15,076.8 crore during the aforementioned period and it was 14.2 percent of the target set in the national budget.

3. Borrowing from Other Domestic Non-banking sources

During July-September of FY23, government borrowed Tk. 330.6 crore through net selling of national savings schemes and also borrowed Tk. 2,954.3 crore from the institutions and individuals other than banks through issuance of T-Bills and Bonds. Therefore, government total borrowing (net) from the non-banking domestic sources stood at Tk. 3,284.9 crore in the aforesaid period and it was 8.2 percent of the target set in the national budget.

4. Total Domestic Borrowing

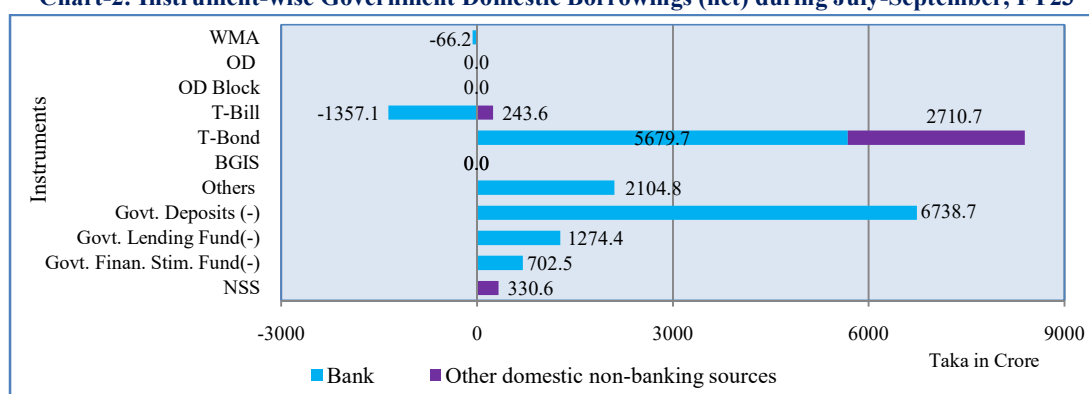
Total net domestic borrowings of the government stood at Tk. **18,361.7** crore during July-September of FY23 which was 41.8 percent higher than that of the previous fiscal year (Table-1). Source and instrument-wise outstanding and flow of net government domestic borrowings are shown in Table-1 and Chart 2.

Table 1: Source-wise Outstanding and Flow of net Government Domestic Borrowings

| Sources | July-September FY23 | | July-September FY22 | | % Changes (Sep'22 over June'22 [#]) | % Changes (Sep'21 over June'21 ^{##}) |
|--------------------------------------|---------------------------|-----------------------|---------------------------|-----------------------|---|--|
| | Outstanding at end Sep'22 | Flow (July-Sep, 2022) | Outstanding at end Sep'21 | Flow (July-Sep, 2021) | | |
| Banks* | 281599.2 | 15076.8 | 202088.5 | 4218.4 | 5.7 | 2.1 |
| Other domestic non-banking sources** | 415501.1 | 3284.9 | 394013.7 | 8728.5 | 0.8 | 2.3 |
| Total | 697100.2 | 18361.7 | 596102.2 | 12946.9 | 2.7 | 2.2 |

Notes: *=Banks includes Bangladesh Bank and scheduled banks, **=Other domestic non-banking sources include net selling of savings instruments and T-bills & Bonds held by non-bank financial institutions (NBFIs), insurance companies, individuals etc.,
[#]=In June 2022, outstanding net government domestic borrowing was Tk. 678738.5 crore,
^{##}= In June 2021, outstanding net government domestic borrowing was Tk. 583155.3 crore,
Sources: Debt Management Department, Statistics Department, Bangladesh Bank; and Department of National Savings.

Chart-2: Instrument-wise Government Domestic Borrowings (net) during July-September, FY23



Notes: WMA=Ways and Means Advances, OD=Overdraft, BGIS=Bangladesh Govt. Investment Sukuk (Ijarah Sukuk), NSS=National Savings Schemes, Others include government currency liabilities, advances to food & other ministries, advances to auto & semi autonomous bodies etc.

Sources: Debt Management Department, Statistics Department, Bangladesh Bank; and Department of National Savings.

5. Government Islamic Securities

i) Bangladesh Government Islamic Investment Bond (BGIIB)²

Due to interest bearing nature, Islamic banks for a long time were unable to invest surplus liquidity in existing instruments of the money market. To absorb surplus liquidity from the Islamic banking system and create Islamic Shariah-based liquidity management instrument, Bangladesh Government Islamic Investment Bond (BGIIB) was introduced in 2004 with a minimum tenor of 3 months.

During July-September of FY23, investments to BGIIB fund by Islamic banks³ increased by Tk. 352.5 crore as well as borrowing from that fund increased by Tk. 175.0 crore due to issuance of bonds. Therefore, Islamic banks' net balances of BGIIB fund increased by Tk. 177.5 crore during July-September of FY23.

ii) Bangladesh Government Investment *Sukuk* (BGIS) Bond

To enhance Shariah-based financing in developing activities, government introduced Bangladesh Government Investment *Sukuk* –BGIS (*Ijarah Sukuk*) bond on October 8, 2020. In FY21, 1st *Sukuk* bond for Tk. 8,000.0 crore were issued in two tranches (29 December, 2020 and 06 June, 2021) against 'Safe Water Supply to the Whole Country' project for a tenor of five year.

Later on, government continued apprising more offer of *Ijarah Sukuk* during FY22. Accordingly, 2nd *Sukuk* bond of Tk. 5000.0 crore against 'Need Based Infrastructure Development of Government Primary Schools Project(1st Phase)' on 30 December 2021 and 3rd *Sukuk* bond of Tk. 5000.0 crore against 'Important Rural Infrastructure Development Project on Priority Basis-3 (IRIDP-3)' on 20 April 2022 were issued for five year tenor.

However, no new auction of BGIS (*Ijarah Sukuk*) was held during July-September of FY23. Hence, the outstanding amount of *Sukuk* remained unchanged at Tk. 18,000.0 crore during July-September of FY23.

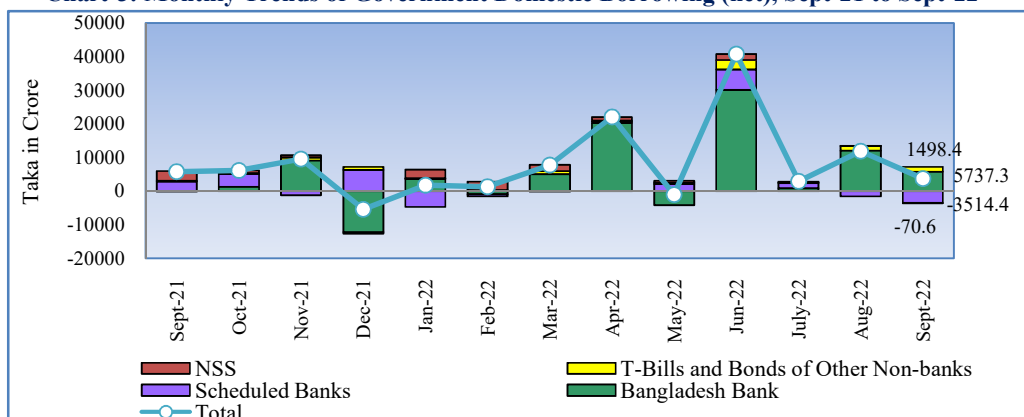
6. Monthly Trends of Domestic Borrowing (September, 2022)

In September 2022, government borrowed Tk. 5,737.3 crore from Bangladesh Bank and Tk. 1,498.4 crore from other non-banking sources through issuance of T-Bills and Bonds. Contrary, government repaid Tk. 3,514.4 crore outstanding debt to scheduled banks and Tk. 70.6 crore to national savings schemes due to maturity of the schemes.

² BGIIB is a pool of funds formed by the Islamic banks and individuals where government provides guarantee against this fund.

³ Including Islamic branches and windows of conventional banks.

Chart-3: Monthly Trends of Government Domestic Borrowing (net), Sept'21 to Sept'22



Note: NSS=National Savings Schemes.

Sources: Debt Management Department and Statistics Department, Bangladesh Bank; Department of National Savings.

7. Concluding Remarks

Government domestic borrowing from the banking system increased during July-September of FY23 compared to the same period of FY22 but remained much below the target set in the budget because of strong cash balances of the government. On the other hand, net non-bank borrowing followed a slower growth during July-September of FY23 compared to the same period of FY22 owing to lower net sales of National Savings Certificates (NSCs).

Table I : Government Domestic Borrowing from the Banking System during July-September, FY23

Annex-1
(Provisional)
(Taka in crore)

| Sl. No | Particulars | Issue and Maturity date | Objectives | Outstanding as on June'2022 | Outstanding as on August'2022 | Outstanding as on September'2022 | Change (+)/(-) | |
|---------------------------------|--|--|---|-----------------------------|-------------------------------|----------------------------------|--------------------|----------------------------|
| | | | | | | | Sept'22 8=(7-6) | July-Sept, FY23 9=(7-5) |
| 1 | 2 | 3 | 4 | 5 | 6 | 7 | 8=(7-6) | 9=(7-5) |
| A. Bangladesh Bank | | | | | | | | |
| 1. | Ways and Means Advances | | To increase Government cash balance | 726.9 | 0.0 | 660.7 | 660.7 | -66.2 |
| 2. | Overdraft | | | 0.0 | 0.0 | 0.0 | 0.0 | 0.00 |
| 3. | Overdraft Block | | | 0.0 | 0.0 | 0.0 | 0.0 | 0.0 |
| 4. | Devolvement | | | 53193.8 | 68926.7 | 70013.9 | 1087.2 | 16820.1 |
| | a) Treasury Bills | | | 18775.1 | 22508.4 | 18762.5 | -3745.9 | -12.6 |
| | b) Treasury Bonds | | | 34418.7 | 46418.3 | 51251.3 | 4833.1 | 16832.7 |
| 5. | Government Currency Liabilities | | | 2025.9 | 2026.3 | 2026.3 | 0.0 | 0.4 |
| 6. | Advances to Govt. against RFI from IMF | | | 4126.8 | 4126.8 | 4126.8 | 0.0 | 0.0 |
| 7. | Advances to Autonomous and Semi-autonomous Bodies | | | 0.0 | 0.0 | 0.0 | 0.0 | 0.0 |
| 8. | Accrued Interest | | | 400.6 | 1018.3 | 1174.3 | 156.0 | 773.7 |
| 9. | Government Deposits ^{6/} (-) | | | -80.2 | -9463.8 | -220.7 | 9243.1 | -140.5 |
| 10. | Balances of GIIB Fund in BB (-) | | | -5372.4 | -82.7 | -5580.1 | -5497.4 | -207.7 |
| 11. | Govt. Lending Fund(-) | | | -6878.4 | -5550.0 | -5462.3 | 87.7 | 1416.1 |
| A. Total : (1+...+11) | | | | 48143.0 | 61001.6 | 66738.9 | 5737.3 | 18595.9 |
| B. Scheduled Banks (SBs) | | | | | | | | |
| 1. | Government Treasury Bills | | | 57759.5 | 58834.4 | 56414.9 | -2419.5 | -1344.5 |
| | i) Treasury Bills (Less than 1 year) | | To increase Government cash balance | 57759.5 | 58834.4 | 56414.9 | -2419.5 | -1344.5 |
| 2. | Bangladesh Govt. Treasury Bonds (BGTB) | | | 230345.0 | 219422.1 | 220114.6 | 692.5 | -10230.4 |
| | i) 2-years Bangladesh Govt. Treasury Bonds | | | 34227.2 | 26673.9 | 28725.6 | 2051.7 | -5501.6 |
| | ii) 3-years(FRTB) Bangladesh Govt. Treasury Bonds | | | 0.0 | 0.0 | 0.0 | 0.0 | 0.0 |
| | iii) 5-years Bangladesh Govt. Treasury Bonds | | To increase long-term investment of different Banks, NBFIs and employees GF of different companies | 55590.9 | 54278.2 | 54115.1 | -163.1 | -1475.8 |
| | iv) 10-years Bangladesh Govt. Treasury Bonds | | | 68460.4 | 66685.1 | 65565.3 | -1119.9 | -2895.1 |
| | v) 15-years Bangladesh Govt. Treasury Bonds | | | 37161.9 | 37413.9 | 37278.8 | -135.2 | 116.9 |
| | vi) 20-years Bangladesh Govt. Treasury Bonds | | | 34904.6 | 34371.0 | 34429.9 | 58.9 | -474.8 |
| 3. | Others Treasury Bonds | | | 6164.3 | 6164.3 | 5241.8 | -922.5 | -922.5 |
| | a) 1 Year and above but less than 5 years (Specialized Bonds) | | | 0.0 | 0.0 | 0.0 | 0.0 | 0.0 |
| | i) 3-Years interest free Frozen Food Treasury Bond 2021 | Issued 25 June-2018 and maturity date 25 June-2021 | To repay the loan of Frozen Food Industries | 0.0 | 0.0 | 0.0 | 0.0 | 0.0 |
| | b) 5 Years and above (Specialized Bonds) | | | 6164.3 | 6164.3 | 5241.8 | -922.5 | -922.5 |
| | i) 12-years to 15-years (BPC) Treasury Bond bearing 5.0 percent interest ^{1/} | Issued 25 Sep-2007 and Maturity date from 25 Sep 2015 to 25 Sep-2022 | To repay the loan of Bangladesh Petroleum Corporation | 922.5 | 922.5 | 0.0 | -922.5 | -922.5 |
| | ii) 11-years to 13-years BJMC Treasury Bond bearing 5.0 percent interest | Issued 23 Oct-2011 and maturity date 23 October 2020, 22 & 2024 | To repay the loan of BJMC | 1314.1 | 1314.1 | 1314.1 | 0.0 | 0.0 |
| | iii) 8-years SPTB-2021 bearing 7.0 percent interest | Issued 29 June-2013 and maturity date 29 June-2021 | To increase Government cash balance | 0.0 | 0.0 | 0.0 | 0.0 | 0.0 |
| | iv) 10-years SPTB-2023 bearing 7.0 percent interest | Issued 29 June-2013 and maturity date 29 June-2023 | | 1935.1 | 1935.1 | 1935.1 | 0.0 | 0.0 |
| | v) 07-years Hanif Flyover SPTB-2026 bearing 5.0 percent interest | Issued 30 Sep-2019 and maturity date 30 Sep-2026 | To repay the loan of Hanif Flyover | 1438.5 | 1438.5 | 1438.5 | 0.0 | 0.0 |
| | vi) 07-years interest free Hanif Flyover SPTB-2026 | Issued 30 Sep-2019 and maturity date 30 Sep-2026 | | 554.0 | 554.0 | 554.0 | 0.0 | 0.0 |
| 4. | Bangladesh Govt. Investment Sukuk (BGIS) ^{2/} | | | 17793.7 | 17793.7 | 17793.7 | 0.0 | 0.0 |
| | 05 Years Bangladesh Govt. Investment Sukuk (Jarah Sukuk) ^{2/} | Issued 29 Dec-2020, 06 June-2021 and maturity date 29 Dec-2025 | To raise fund for the project 'Safe Water Supply to the Whole Country' | | | | | |
| | | Issued 30 Dec-2021 and maturity date 30 Dec-2026 | To purchase definite assets of 'Need Based Infrastructure Development of Government Primary Schools Project(1st Phase)' | 17793.7 | 17793.7 | 17793.7 | 0.0 | 0.0 |
| | | Issued 20 Apr-2022 and maturity date 20 Apr-2027 | To construct and develop 'Important Rural Infrastructure Development Project on Priority Basis-3 (IRIDP-3)' | | | | | |
| 5. Sub-Total : (1+2+3+4) | | | | 312062.5 | 302214.6 | 299565.0 | -2649.5 | -12497.5 |
| 6. | Prize Bond | | | 25.3 | 26.3 | 23.5 | -2.8 | -1.8 |
| 7. | Other Securities of Govt. | | | 5.6 | 5.6 | 5.9 | 0.3 | 0.3 |
| 8. | Advances to Food Ministry | | | 1378.2 | 1353.7 | 775.2 | -578.5 | -603.0 |
| 9. | Advances to Other Ministries | | | 1337.3 | 1239.2 | 1220.2 | -19.0 | -117.1 |
| 10. | Advances to Auto./Semi-Autonomous Bodies | | | 8459.9 | 10936.4 | 10595.5 | -340.9 | 2135.6 |
| 11. | Accrued Interest | | | 3344.4 | 3179.1 | 3291.3 | 112.2 | -53.1 |
| 12. | Deposits of Ministries and Departments (-) | | | -35759.9 | -34160.5 | -33145.7 | 1014.8 | 2614.2 |
| 13. | Deposits of Auto./Semi-Autonomous Bodies (-) | | | -73158.8 | -68452.1 | -68893.8 | -441.7 | 4265.0 |
| 14. | SBs's Balances of GIIB Fund (i+ii) | | | 5046.2 | 5924.2 | 5223.7 | -700.5 | 177.5 |
| | i) Investment to GIIB Fund | | | 8387.0 | 8540.0 | 8739.5 | 199.5 | 352.5 |
| | ii) Borrowing from GIIB Fund (-) | | | -3340.8 | -2615.8 | -3515.8 | -900.0 | -175.0 |
| 15. | Borrowing from Govt. on Lending(-) | | | -2204.1 | -2224.0 | -2345.8 | -121.8 | -141.7 |
| 16. | Borrowing from Govt. Financial Stimulus Fund(-) | | | -2157.2 | -1667.7 | -1454.7 | 213.0 | 702.5 |
| B. Total : (5+...+16) | | | | 218379.4 | 218374.8 | 214860.3 | -3514.4 | -3519.1 |
| Grand Total : (A+B) | | | | 266522.4 | 279376.3 | 281599.2 | 222.8 | 15076.8 |

Notes:

^{6/} Including other deposits.

^{1/} Bangladesh Govt. Investment Sukuk -BGIS (Jarah Sukuk) was introduced on October 08, 2020.

In FY21, 1st Sukuk of Tk. 8000.0 crore were issued in two tranche (29 Dec'20 and 10 June'21) against 'Safe Water Supply to the Whole Country' project.

In FY22, 2nd Sukuk of Tk. 5000.0 crore against 'Need Based Infrastructure Development of Government Primary Schools Project(1st Phase)' on 30 December 2021 and 3rd Sukuk of Tk. 5000.0 crore against 'Important Rural Infrastructure Development Project on Priority Basis-3 (IRIDP-3)' on 20 April 2022 were issued.

^{2/} An amount of Tk. 922.5 crore was paid in September 2022 against the outstanding of Tk. 922.5 crore in June 2022.

In FY21, an amount of Tk. 7799.97 crore was funded by 1st Sukuk (29 Dec'20 & 10 June'21) from Banking source (Islamic Banks, Islamic Windows and Conventional Banks).

In FY22, amount of Tk. 4999.7 crore by 2nd Sukuk and Tk. 4993.96 crore by 3rd Sukuk were collected on 30 Dec'21 and 20 April'22 from Banking source (Islamic Banks, Islamic Windows and Conventional Banks).

* Including GIIB Fund, Govt. Lending Fund and Govt. Financial Stimulus Fund.

Table-II: Government Domestic Borrowing from Other than Bank during July-September, FY23

Annex-2
(Taka in Crore)

| Sl. No. | Particulars | Sale (July-Sept, FY22) | Repayment (July-Sept, FY22) | | NSS Net Sale (July-Sept, FY22) | Sale (July-Sept, FY23) | Repayment (July-Sept, FY23) | | NSS Net Sale (July-Sept, FY23) |
|---|--|----------------------------------|----------------------------------|---------------|-------------------------------------|----------------------------------|----------------------------------|----------------|-------------------------------------|
| | | | Principal | Interest | | | Principal | Interest | |
| 1 | 2 | 3 | 4 | 5 | 6 = (3-4) | 7 | 8 | 9 | 10 = (7-8) |
| National Savings Schemes (NSS): | | | | | | | | | |
| 1. | Defence Savings Certificate | 0.0 | 0.4 | 0.5 | -0.4 | 0.0 | 0.6 | 0.5 | -0.6 |
| 2. | 5-year Bangladesh Savings Certificate | 2277.3 | 1426.8 | 682.2 | 850.5 | 1431.4 | 1994.8 | 959.7 | -563.4 |
| 3. | 3-year Savings Certificate | 0.0 | 0.0 | 0.0 | 0.0 | 0.0 | 0.0 | 0.0 | 0.0 |
| 4. | Bonus Savings Certificate | 0.0 | 0.0 | 0.0 | 0.0 | 0.0 | 0.0 | 0.0 | 0.0 |
| 5. | 6-month interest bearing Savings Certificate | 0.0 | 0.0 | 0.0 | 0.0 | 0.0 | 0.0 | 0.0 | 0.0 |
| 6. | Family Savings Certificate | 13016.9 | 5894.2 | 3947.9 | 7122.7 | 10076.5 | 6908.1 | 4588.1 | 3168.5 |
| 7. | 3-month interest bearing Savings Certificate | 8618.3 | 6062.7 | 1976.9 | 2555.6 | 6387.2 | 4523.1 | 2078.9 | 1864.1 |
| 8. | Jamanat Savings Certificate | 0.0 | 0.0 | 0.0 | 0.0 | 0.0 | 0.0 | 0.0 | 0.0 |
| 9. | Pensioner Savings Certificate | 1932.0 | 1172.8 | 776.8 | 759.2 | 2014.8 | 1650.5 | 838.1 | 364.3 |
| 10. | Post Office Savings Bank | 441.5 | 3003.8 | 916.8 | -2562.3 | 1243.7 | 5379.3 | 3138.6 | -4135.6 |
| | a) General Account | 97.2 | 368.2 | 53.8 | -271.0 | 149.6 | 1968.8 | 732.0 | -1819.1 |
| | b) Fixed Account | 344.3 | 2635.6 | 863.1 | -2291.3 | 1094.0 | 3410.5 | 2406.6 | -2316.5 |
| | c) Bonus Account | 0.0 | 0.0 | 0.0 | 0.0 | 0.0 | 0.0 | 0.0 | 0.0 |
| 11. | Postal Life Insurance | 32.8 | 35.3 | 10.8 | -2.5 | 31.9 | 28.9 | 8.7 | 3.0 |
| 12. | Prize Bond | 17.9 | 8.6 | 10.9 | 9.2 | 24.8 | 9.5 | 4.8 | 15.3 |
| 13. | Wage Earners' Development Bond | 259.1 | 192.1 | 221.4 | 67.0 | 186.3 | 464.8 | 375.3 | -278.5 |
| 14. | 3-year National Investment Bond | 0.0 | 0.0 | 0.0 | 0.0 | 0.0 | 0.0 | 0.0 | 0.0 |
| 15. | US \$ Premium Bond | 0.8 | 10.5 | 2.4 | -9.7 | 55.1 | 36.0 | 10.4 | 19.2 |
| 16. | US \$ Investment Bond | 9.2 | 240.3 | 55.8 | -231.2 | 59.8 | 185.3 | 45.5 | -125.5 |
| 17. | Flow total of NSS : (1+...+16) | 26605.7 | 18047.5 | 8602.5 | 8558.1 | 21511.4 | 21180.8 | 12048.7 | 330.6 |
| 18. | Outstanding total of NSS: | Outstanding as on June'21 | Outstanding as on Sept'21 | | | Outstanding as on June'22 | Outstanding as on Sept'22 | | |
| | | 344093.9 | 352652.0 | | | 364009.6 | 364340.2 | | |
| Govt. Treasury Bills/Bonds/BGIS: | | | | | | | | | |
| 19. | T-Bills/Bonds/BGIS | Outstanding as on June'21 | Outstanding as on Sept'21 | | Net Changes (July-Sep, FY22) | Outstanding as on June'22 | Outstanding as on Sept'22 | | Net Changes (July-Sep, FY23) |
| | | 41191.4 | 41361.7 | | 170.4 | 48206.5 | 51160.9 | | 2954.3 |
| | i) Government Treasury Bills | | 336.8 | | -121.6 | | 732.9 | | 243.6 |
| | ii) Bangladesh Govt. Treasury Bonds (BGTBs) | | 40824.9 | | 292.0 | | 50221.7 | | 2710.7 |
| | a) 2-year Bangladesh Government Treasury Bonds | | 1788.0 | | -29.7 | | 1273.5 | | 46.9 |
| | b) 3-year(FRTB) Bangladesh Government Treasury Bonds | | 0.0 | | 0.0 | | 0.0 | | 0.0 |
| | c) 5-year Bangladesh Government Treasury Bonds | | 7882.2 | | -74.2 | | 9507.4 | | 515.3 |
| | d) 10-year Bangladesh Government Treasury Bonds | | 17084.5 | | 205.4 | | 19788.4 | | 701.9 |
| | e) 15-year Bangladesh Government Treasury Bonds | | 6848.4 | | 34.4 | | 8464.7 | | 318.5 |
| | f) 20-year Bangladesh Government Treasury Bonds | | 7221.9 | | 156.1 | | 11187.7 | | 1128.1 |
| | iii) Bangladesh Government Investment Sukuk (BGIS) [#] | | 200.03 | | 0.00 | | 206.3 | | 0.0 |
| | a) 05 Years Bangladesh Govt. Investment Sukuk (Jjarah Sukuk) ^{1/} | | 200.03 | | 0.00 | | 206.3 | | 0.0 |
| 20. | Flow total Non-bank Govt. Borrowing : (17 & 19) | | | | 8728.5 | | | | 3284.9 |
| 21. | Outstanding of Non-bank Govt. Borrowing : (18 & 19) | Outstanding as on June'21 | Outstanding as on Sept'21 | | | Outstanding as on June'22 | Outstanding as on Sept'22 | | |
| | | 385285.2 | 394013.7 | | | 412216.2 | 415501.1 | | |

Notes:

[#] Bangladesh Govt. Investment Sukuk-BGIS (Jjarah Sukuk) was introduced on October 08, 2020.

In FY21, 1st Sukuk for Tk. 8000.0 crore were issued in two tranche (29 Dec'20 and 10 June'21) against 'Safe Water Supply to the Whole Country' project.

In FY22, 2nd Sukuk of Tk. 5000.0 crore against 'Need Based Infrastructure Development of Government Primary Schools Project(1st Phase)' on 30 December 2021 and 3rd Sukuk of Tk. 5000.0 crore against 'Important Rural Infrastructure Development Project on Priority Basis-3 (IRIDP-3)' on 20 April 2022 were issued.

^{1/} In FY21, an amount of Tk. 200.03 crore was funded by 1st Sukuk (29 Dec'20 & 10 June'21) from Non-bank source (Individual Investor, Others).

In FY22, amount of Tk. 0.26 crore by 2nd Sukuk and Tk. 6.04 crore by 3rd Sukuk were collected on 30 Dec'21 and 20 April'22 from Non-bank source (Individual Investor, Others).

Sources : Department of National Savings; Debt Management Department, Bangladesh Bank.