

Monthly Report On
Government Domestic Borrowing¹



December, 2024

Research Department
Money and Banking Wing
Bangladesh Bank

¹This report is prepared by the Money and Banking Wing, Research Department, Bangladesh Bank, Head Office.
Feedbacks are welcome and may be sent through E-mail (golzare.nabi@bb.org.bd).

Highlights of Government Domestic Borrowing, December 2024

- **Government Domestic Borrowing** has been reset at Tk. 117000.0 crore in the revised budgetary position for FY 2024-25. Of which:
 - **Borrowing from the banking system** has been set at Tk. 99000.0 crore.
 - **Borrowing from non-banking sources** has been set at Tk. 18000.0 crore (including Tk. 14000.00 crore through net sales of National Savings Schemes).
- Government net borrowing from the **banking system** was Tk. **6744.3** crore (6.8 percent of the revised budget target) during July-December of FY25. Conversely, a net repayment of Tk. 6634.0 crore was made during the same period of the previous fiscal year.
- Government net borrowing from the **non-banking sources** increased by Tk. **24688.2** crore during July-December of FY25. However, it was only Tk. 7089.8 crore during July-December a year ago.
- Therefore, government **total net domestic borrowing** (both from banking and from non-banking sources) stood at Tk. **31432.5** crore during July-December of FY25 (26.9 percent of the revised budget target). On the other hand, the same was only Tk. 455.8 crore during the corresponding period of FY24.
- During July-December of FY25, net sale of the national savings schemes was negative and stood at Tk. 2244.4 crore . In the same tone, Tk. 6063.2 crore was repaid (net) through national savings schemes in the similar period of FY24.


Government Domestic Borrowing, December 2024

Government borrows to finance for the budget implementation mainly from two domestic sources: banking system and non-banking sources. Government borrowing from the banking system consists of borrowing from Bangladesh Bank and scheduled banks. Borrowing from banking system includes mainly through ways and means advances, overdraft, and issuance of treasury bills (T-bills) and bonds (T-bonds). However, balances of government deposits and other funds are net out from the banking system borrowing. On the other hand, government borrowing from non-banking domestic sources incorporates savings schemes introduced by the Directorate of National Savings (NSD) and government T-bills and T-bonds held by non-bank financial institutions, insurance companies, individual investors, etc.

1. Government Domestic Borrowing Target for FY25

In the revised budgetary position², the target of total domestic borrowing has been reset at Tk. 117000.0 crore for FY25, of which Tk. 99000.0 crore is planned to borrow from the banking system and Tk. 18000.0 crore from non-banking sources. As per the latest available data, domestic borrowing (net) stood at Tk. 31432.5 crore during the period of July-December of FY25 (Chart-1).

Chart-1: Target and Actual Government Domestic Borrowing (net), July-Dec of FY25



Notes: *=Banking system includes Bangladesh Bank and Scheduled banks,

**= domestic non-banking sources include national savings schemes and T-bills & Bonds held by other than banks.

Sources: Debt Management Department, Statistics Department, Bangladesh Bank; Directorate of National Savings; and Ministry of Finance (MoF).

2. Borrowing from Banking System

During July-December of FY25, government borrowing (net) from banking system stood at Tk. 6744.3 crore (6.8 percent of the revised target), whereas a net repayment of Tk. 6634.0 crore was made during the same period of the preceding year.

3. Borrowing from Non-banking sources

In the period of July-December of FY25, government borrowed Tk. 26932.6 crore from different institutions and individuals other than banks by issuance of T-bills and T-bonds. Moreover, sale and principal repayment of national savings schemes stood at Tk. 30109.9 crore and Tk. 32354.2 crore respectively in the same period of FY25, resulting in net

repayment through national savings schemes stood at Tk. 2244.4 crore. Accordingly, borrowing (net) from the non-banking sources was Tk. 24688.2 crore during the period under review.

4. Total Domestic Borrowing

Government borrowed Tk. 31432.5 crore (net) from domestic sources during July-December of FY25. Source and instrument-wise outstanding and flow of net government domestic borrowings are shown in Table-1 and Chart-2 respectively.

Table 1: Source-wise Outstanding and Flow of net Government Domestic Borrowings

Sources	FY25		FY24		% Changes [@] (Dec'24 over June'24 [#])	% Changes [@] (Dec'23 over June'23 ^{##})
	Outstanding at end December'24	July-Dec of FY25	Outstanding at end December'23	July-Dec of FY24		
Banks [*]	475665.9	6744.3	379679.0	-6634.0	1.4	-1.7
Non-banking sources ^{**}	458130.1	24688.2	428399.7	7089.8	5.7	1.7
Total	933796.0	31432.5	808078.7	455.8	3.5	0.1

Notes: ^{*}=Banks includes Bangladesh Bank and scheduled banks, ^{**}=Domestic non-banking sources include net sale of savings instruments and T-bills & T-bonds held by non-bank financial institutions (NBFIs), insurance companies, individuals etc.,

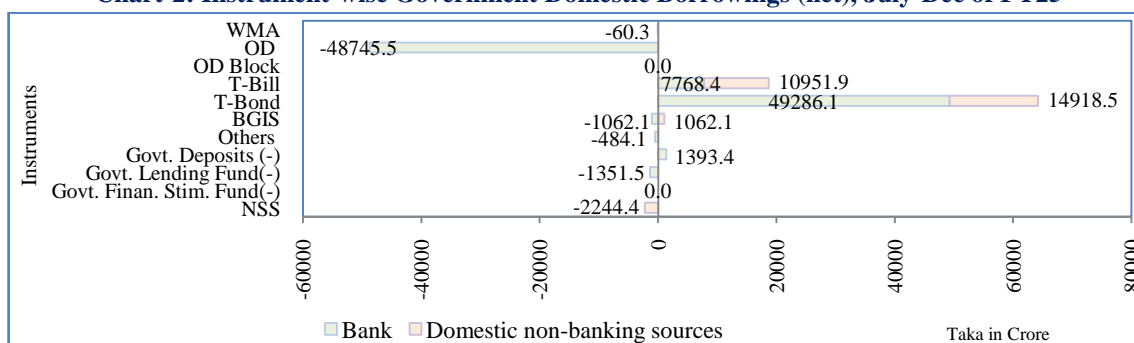
[@] = percentage change has been calculated based on Outstanding data,

[#] = In June 2024, outstanding net government domestic borrowing was Tk. 902363.5 crore,

^{##} = In June 2023, outstanding net government domestic borrowing was Tk. 807622.8 crore,

Sources: Debt Management Department, Statistics Department, Bangladesh Bank; and Directorate of National Savings.

Chart-2: Instrument-wise Government Domestic Borrowings (net), July-Dec of FY25



Notes: WMA=Ways and Means Advances, OD=Overdraft, BGIS=Bangladesh Govt. Investment Sukuk (Ijarah Sukuk), NSS=National Savings Schemes, Others include government currency liabilities, advances to food & other ministries, advances to auto & semi autonomous bodies etc.

Sources: Debt Management Department, Statistics Department, Bangladesh Bank; Directorate of National Savings.

5. Government Islamic Securities

i) Bangladesh Government Islamic Investment Bond (BGIIB)³

Shariah-based Islamic banks and windows which are not participants in the conventional money market, Bangladesh Government Islamic Investment Bond (BGIIB) was initiated in 2004 to meet their liquidity need. During July-December of FY25, investments to BGIIB fund by Islamic banks⁴ increased by Tk. 2187.8 crore and amount borrowed from that fund also

² Medium Term Macroeconomic Framework (MTMF) for 2024-25 to 2027-28

³ BGIIB is a pool of funds formed by the Islamic banks and individuals where government provides guarantee against this fund

⁴ Including Islamic branches and windows of the conventional banks

raised to Tk. 953.5 crore. Thus, Islamic banks' net balances of BGIIB fund enhanced by Tk. 1234.3 crore in the period of July-December of FY25.

ii) Bangladesh Government Investment Sukuk (BGIS) Bond

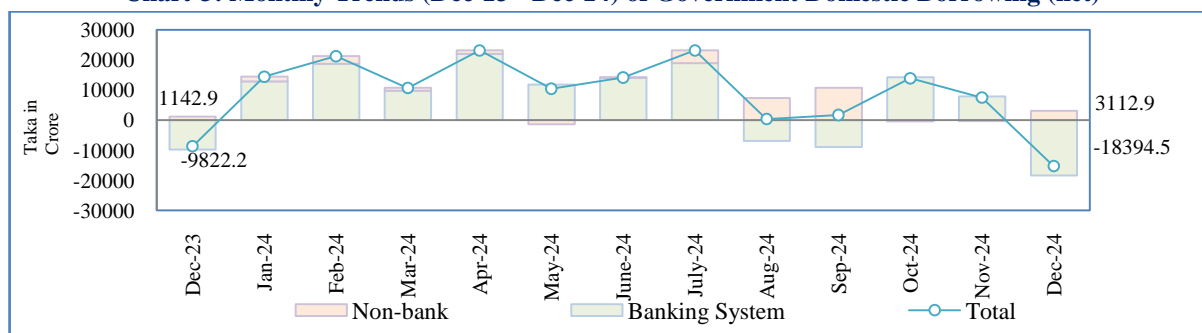
To support *Shariah*-based development finances, Bangladesh Government Investment *Sukuk* (BGIS) Bond was introduced in December 2020. So far, government issued four *Sukuk* (BGIS) bonds under *Ijarah* and *Istisna'a* mode. The outstanding amount of *Sukuk* (BGIS) remained unchanged at Tk. 19,000.0 crore as of end December, 2024.

6. Monthly Movements of Domestic Borrowing (December, 2024)

In December 2024, government borrowed Tk. 8069.6 crore and repaid Tk. 26464.1 crore to the banking system, resulting in a net repayment of Tk. 18394.5 crore. Similarly, in December 2023, net repayment from the same source amounted to Tk. 9822.2 crore, due to higher repayment of Tk. 17642.1 crore compared to borrowing of Tk. 7819.9 crore (Chart-3).

On the other hand, in December 2024, borrowing (net) from non-banking sources stood at Tk. 3112.9 crore, since borrowed amount Tk. 11574.0 crore exceeded the repayment of Tk. 8461.1 crore. Similarly, government in December 2023, borrowed Tk. 8767.3 crore and repaid Tk. 7624.4 crore, leading to net borrowing of Tk. 1142.9 crore (Chart-3).

Chart-3: Monthly Trends (Dec'23 - Dec'24) of Government Domestic Borrowing (net)



Sources: Debt Management Department and Statistics Department, Bangladesh Bank; Directorate of National Savings.

7. Concluding Remarks

Despite the higher repayment of the previous debt, government domestic borrowing from the banking system during July-December of FY25 showed positive growth compared to the same period of FY24, owing to increased financing through government securities. However, non-bank borrowing (net) for the same period under review showed a significant rise relative to the corresponding period of FY24, primarily due to substantial holdings of government securities by different institutions and individuals other than banks.

Table I : Government Domestic Borrowing from the Banking System in July-December, FY25

Annex-1
(Taka in Crore)

Sl. No.	Particulars	Issue & Maturity date	Objectives	Outstanding as on 30 June 2024	Outstanding as on 30 November 2024	Outstanding as on 31 December 2024	Changes	
							December 24 8=(7-6)	July-December 24 9=(7-5)
1	2	3	4	5	6	7	8	9
A. Bangladesh Bank								
1.	Ways and Means Advances		To increase Government cash balance	8000.00	12000.00	7939.70	-4060.3	-60.3
2.	Overdraft			48745.50	12322.10	0.00	-12322.1	-48745.5
3.	Overdraft Block			0.00	0.00	0.00	0.0	0.0
4.	Devolverment			84869.7	80280.5	79685.8	-594.7	-5183.8
	a) Treasury Bills			404.87	0.00	0.00	0.0	-404.9
	b) Treasury Bonds			84464.79	80280.54	79685.84	-594.7	-4778.9
5.	Government Currency Liabilities			2026.3	2026.3	2026.3	0.0	0.0
6.	Advances to Govt. against RFI from IMF			12501.6	11985.8	11469.9	-515.9	-1031.7
7.	Advances to Autonomous and Semi-autonomous Bodies			0.0	0.0	0.0	0.0	0.0
8.	Accrued Interest			1589.9	1736.9	1449.2	-287.7	-140.7
9.	Government Deposits ^{6/} (-)			-94.9	-71.20	-44.30	26.9	50.6
10.	Balances of GIB Fund in BB (-)			-478.1	-2007.40	-2262.60	-255.2	-1784.5
11.	Govt. Lending Fund(-)			-8006.40	-8486.20	-9227.30	-741.1	-1220.9
A.	Total : (1 +...+ 11)			149153.6	109786.8	91036.7	-18750.1	-58116.8
B. Scheduled Banks (SBs)								
1.	Government Treasury Bills			113515.1	120268.6	121688.4	1419.7	8173.2
	i) Treasury Bills (Less than 1 year)		To increase Government cash balance	113515.15	120268.63	121688.37	1419.7	8173.2
2.	Bangladesh Govt. Treasury Bonds (BGTB)			250858.8	287221.9	293098.5	5876.6	42239.8
	i) 2-years Bangladesh Govt. Treasury Bonds			32383.78	42740.14	46277.74	3537.6	13894.0
	ii) 3-years(FRTB) Bangladesh Govt. Treasury Bonds		To increase long-term investment of different Banks, NBFIs and employees GF of different companies	0.0	927.0	1214.4	287.4	1214.4
	iii) 5-years Bangladesh Govt. Treasury Bonds			64243.41	74456.87	73437.58	-1019.3	9194.2
	iv) 10-years Bangladesh Govt. Treasury Bonds			70316.61	78063.41	80011.80	1948.4	9695.2
	v) 15-years Bangladesh Govt. Treasury Bonds			41846.30	44222.95	44717.27	494.3	2871.0
	vi) 20-years Bangladesh Govt. Treasury Bonds			42068.66	46811.51	47439.77	628.3	5371.1
3.	Others Treasury Bonds			39299.9	51125.1	51125.1	0.0	11825.2
	a) 1 Year and above but less than 5 years (Specialized Bonds)			4.2	4.2	4.2	0.0	0.0
	i) 3-years interest free SPTB BKB-20223	Issued 29 Nov-2022 and maturity date 29 Nov-2025	To repay the loan of Cold Storage	4.2	4.2	4.2	0.0	0.0
	b) 5 Years and above (Specialized Bonds)			39295.6	51120.9	51120.9	0.0	11825.2
	i) 13-years BJMC Treasury Bond bearing 5.0 percent interest ^{7/}	Issued 23 Oct-2011 and maturity date 23 October 2024	To repay the loan of BJMC	716.8	0.0	0.0	0.0	-716.8
	ii) 07-years SPTB-2026 Hanif Flyover (Janata, Sonali, Agrani, Rupali, ICB, SIBL) bearing 5.0 percent interest	Issued 30 Sep-2019 and maturity date 30 Sep-2026	To repay the loan of Hanif F	1438.5	1438.5	1438.5	0.0	0.0
	iii) Fertilizer ^{8/}		Funds to be used to clear dues to fertiliser importers	16453.1	23432.2	23432.2	0.0	6979.1
	iv) Electricity ^{9/}		Funds to be used to clear dues to Power producers	20133.2	25696.1	25696.1	0.0	5563.0
	v) 07-years SPTB-2026 Hanif Flyover (interest free) (Janata, Sonali, Agrani, Rupali, ICB, SIBL)	Issued 30 Sep-2019 and maturity date 30 Sep-2026	To repay the loan of Hanif Flyover	554.0	554.0	554.0	0.0	0.0
4.	Bangladesh Govt. Investment Sukuk (BGIS) ^{5/}			18743.67	18743.67	17681.53	-1062.14	-1062.14
	05 Years Bangladesh Govt. Investment Sukuk (Jarah Sukuk)	Issued 29 Dec-2020, reissued 06 June-2021 and maturity date 29 Dec-2025, issued 30 Dec-2021 and maturity date 30 Dec-2026	To support funding for projects 'Safe Water Supply to the Whole Country', 'Need Based Infrastructure Development of Government Primary Schools Project (1st Phase)',	18743.67	18743.67	17681.53	-1062.14	-1062.14
		Issued 20 Apr-2022 and maturity date 20 Apr-2027, issued 06 June-2024 and maturity date 06 June-2029	'Important Rural Infrastructure Development Project on Priority Basis-3 (IRIDP-3)', 'Chattogram Division Upazila & Union Road Widening & Strengthening Project (CDWSP)'					
5. Sub-Total : (1+2+3+4)				422417.4	477359.3	483593.5	6234.2	61176.1
6.	Prize Bond			39.80	44.00	38.10	-5.9	-1.7
7.	Advances to Food Ministry			940.60	330.70	648.20	317.5	-292.4
8.	Advances to Other Ministries			519.00	474.40	468.80	-5.6	-50.2
9.	Advances to Auto./Semi-Autonomous Bodies			14712.20	15320.00	15456.60	136.6	744.4
10.	Accrued Interest			4136.60	5473.00	4975.00	-498.0	838.4
11.	Deposits of Ministries and Departments (-)			-46680.50	-38792.8	-42340.5	-3547.7	4340.0
12.	Deposits of Auto./Semi-Autonomous Bodies (-)			-73467.30	-73896.7	-76464.5	-2567.8	-2997.2
13.	SBs's Balances of GIB Fund (i+ii)			-262.5	745.2	971.8	226.6	1234.3
	i) Investment to GIB Fund			12318.3	14111.0	14506.1	395.1	2187.8
	ii) Borrowing from GIB Fund (-)			-12580.8	-13365.8	-13534.3	-168.5	-953.5
14.	Borrowing from Govt. on Lending(-)			-2587.3	-2783.6	-2717.9	65.7	-130.6
15.	Borrowing from Govt. Financial Stimulus Fund(-)			0.0	0.0	0.0	0.0	0.0
B. Total : (5+...+15)^{6/}				319768.0	384273.5	384629.1	355.6	64861.1
Grand Total : (A+B)^{6/}				468921.6	494060.3	475665.9	-18394.5	6744.3

Source: Debt Management Department, Statistics Department, Bangladesh Bank.

Notes:

^{6/} Including other deposits.^{5/} Bangladesh Govt. Investment Sukuk -BGIS (Jarah Sukuk) was introduced in December, 2020. So far, four Sukuk (BGIS) bonds has been issued under Jarah and Istisna'a mode.^{8/} Excluding other securities of Govt.^{7/} An amount of Tk. 716.8 crore was paid in October, 2024 against the outstanding of Tk. 716.8 crore in June, 2024.^{9/} An amount of Tk. 6979.1 crore was issued in August, 2024.^{3/} An amount of Tk. 1914.0 crore was issued in November, 2024.^{*} Including offer value(T-Bills) & face value(BGTBs), GIB Fund, Govt. Lending Fund and Govt. Financial Stimulus Fund.

Table-II: Government Domestic Borrowing from Other than Bank in July-December, FY25

Annex-2

(Taka in Crores)

Sl. No.	Particulars	Sale (July-Dec, FY24)	Repayment (July-Dec, FY24)		NSS Net Sale (July-Dec, FY24)	Sale (July-Dec, FY25)	Repayment (July-Dec, FY25)		NSS Net Sale (July-Dec, FY25)
			Principal	Interest			Principal	Interest	
1	2	3	4	5	6 = (3-4)	7	8	9	10 = (7-8)
National Savings Schemes (NSS):									
1.	Defence Savings Certificate	0.0	0.6	0.8	-0.6	0.0	0.3	0.1	-0.3
2.	5-year Bangladesh Savings Certificate	1636.3	4643.0	2330.3	-3006.7	994.0	1789.6	647.3	-795.6
3.	3-year Savings Certificate	0.0	0.0	0.0	0.0	0.0	0.0	0.0	0.0
4.	Bonus Savings Certificate	0.0	0.0	0.0	0.0	0.0	0.0	0.0	0.0
5.	6-month interest bearing Savings Certificate	0.0	0.0	0.0	0.0	0.0	0.2	0.0	-0.2
6.	Family Savings Certificate	18376.3	14174.9	9859.9	4201.4	12794.0	11711.3	1790.0	1082.7
7.	3-month interest bearing Savings Certificate	14618.6	15620.3	4431.0	-1001.7	10982.0	10739.2	693.0	242.8
8.	Jamanat Savings Certificate	0.0	0.0	0.0	0.0	0.0	0.0	0.0	0.0
9.	Pensioner Savings Certificate	3379.4	2673.1	1797.9	706.3	2949.7	2475.5	270.7	474.2
10.	Post Office Savings Bank	2554.7	8587.5	3078.3	-6032.7	1754.7	3774.7	1414.2	-2020.0
	a) General Account	273.0	501.7	157.3	-228.7	194.3	265.1	70.5	-70.8
	b) Fixed Account	2281.8	8085.8	2921.1	-5804.0	1560.4	3509.7	1343.8	-1949.3
	c) Bonus Account	0.0	0.0	0.0	0.0	0.0	0.0	0.0	0.0
11.	Postal Life Insurance	68.7	60.3	14.6	8.4	74.0	61.2	11.1	12.8
12.	Prize Bond	56.8	24.6	32.5	32.2	49.9	27.0	15.2	22.9
13.	Wage Earners' Development Bond	378.6	1123.8	822.3	-745.3	386.6	1528.1	1093.8	-1141.5
14.	3-year National Investment Bond	0.0	0.0	0.0	0.0	0.0	0.1	0.0	-0.1
15.	US \$ Premium Bond	20.7	74.9	17.0	-54.2	35.8	42.8	11.7	-7.0
16.	US \$ Investment Bond	200.5	370.9	82.9	-170.4	89.1	204.2	56.2	-115.1
17.	Flow total of NSS : (1+...+16)	41290.56	47353.79	22467.42	-6063.2	30109.9	32354.2	6003.3	-2244.4
18.	Outstanding total of NSS:	Outstanding as on June'23	Outstanding as on Dec'23			Outstanding as on June'24	Outstanding as on Dec'24		
		362275.6	356212.3			341151.2	338906.8		
Govt. Treasury Bills/Bonds/BGIS:									
19.	T-Bills/Bonds/BGIS[®]	59034.2	72187.3		Net Changes (July-Dec, FY24)	92290.7	119223.3		Net Changes (July-Dec, FY25)
	i) Government Treasury Bills		9363.3		13153.1	6054.2	30477.8		26932.6
	ii) Bangladesh Govt. Treasury Bonds (BGTBs)		62617.7		7098.9		87427.0		10951.9
	a) 2-year Bangladesh Government Treasury Bonds		3841.4		1324.7		10285.4		14918.5
	b) 3-year(FRTB) Bangladesh Government Treasury Bonds		0.0		0.0		15.4		3664.0
	c) 5-year Bangladesh Government Treasury Bonds		15021.8		3487.4		21500.0		15.4
	d) 10-year Bangladesh Government Treasury Bonds		22331.3		1844.9		28048.8		4674.5
	e) 15-year Bangladesh Government Treasury Bonds		9249.3		260.8		11727.2		2061.7
	f) 20-year Bangladesh Government Treasury Bonds		12173.9		181.1		15850.3		1824.0
	iii) Bangladesh Government Investment Sukuk (BGIS) [#]		206.3		0.00		1318.5		2678.9
	a) 05 Years Bangladesh Govt. Investment Sukuk (Ijarah Sukuk)		206.3		0.00		1318.5		1062.14
20.	Flow total Non-bank Govt. Borrowing : (17 + 19)				7089.8				24688.2
21.	Outstanding of Non-bank Govt. Borrowing : (18 + 19)	Outstanding as on June'23	Outstanding as on Dec'23			Outstanding as on June'24	Outstanding as on Dec'24		
		421309.8	428399.7			433441.9	458130.1		

Sources : Directorate of National Savings; Debt Management Department, Bangladesh Bank.

Notes:

[#] Bangladesh Govt. Investment Sukuk -BGIS (Ijarah Sukuk) was introduced in December, 2020. So far, four Sukuk (BGIS) bonds has been issued under Ijarah and Istisna'a mode.

[®] Including offer value(T-Bills) & face value(BGTBs).