

Review on Selected Economic Indicators

Broad Money (M₂):

Broad money (M₂) increased by Tk.4614.2 crore or 1.64 percent to Tk. 286516.1 crore in May 09 compared to the same in the previous month. During July 08- May 09 broad money (M₂) increased by Tk. 37721.2 crore or 15.16 percent compared to an increase of Tk. 29629.4 crore or 14.01 percent during the same period of the last year. This was due to an increase of Tk. 32001.7 crore or 15.17 percent in net domestic assets and an increase of Tk. 5719.5 crore or 15.11 percent in net foreign assets (figure-1, table IIA).

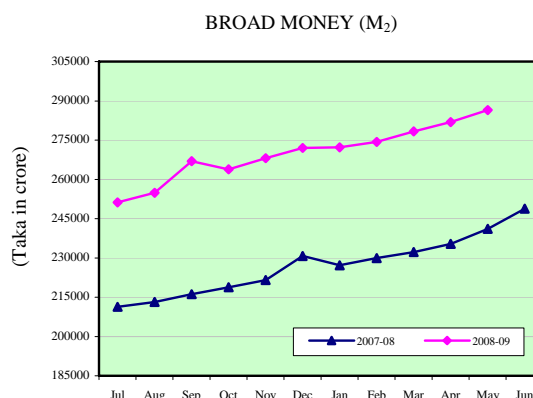


Figure:1

Domestic Credit:

Domestic credit increased by Tk. 2964.3 crore or 1.06 percent to Tk. 282909.4 crore during May 09 compared to the same in the previous month. Domestic credit increased by Tk. 34232.2 crore or 13.77 percent during July 08- May 09 as against an increase of Tk. 37014.3 crore or 18.00 percent during the same period of the previous year. The increase in domestic credit during the period under report was mainly due to a significant increase of credit to the private sector by Tk 25793.2 crore or 13.57 percent compared to the increase of Tk. 33598.9 crore or 22.08 percent in the same period of the previous year. In the components of credit to the public sector, credit to the 'Government (net)' increased by Tk. 7437.7 crore or 15.86 percent compared to the increase of Tk. 7525.4 crore or 20.88 percent in the same period of the last year. Credit to the 'other public sector' also increased by Tk 1001.3 crore or 8.61 percent compared to the decrease of Tk. 4110.0 crore or 23.55 percent in the same period of the previous year. (figure-2, table IIA).

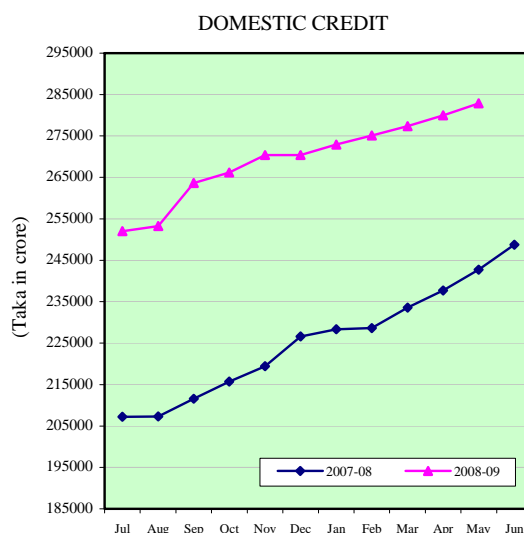


Figure:2

Revenue Collection (NBR Portion):

Revenue collection (NBR portion) in May 09 decreased by Tk.111.17 crore or 2.32 percent to Tk. 4675.69 crore compared to Tk.4786.86 crore in April 09. During July 08 – May 09 revenue collection increased by Tk.4824.93 crore or 12.12 percent to Tk.44637.42 crore compared to Tk.39812.49 crore during July 07- May 08 (figure-3, table XXVI).

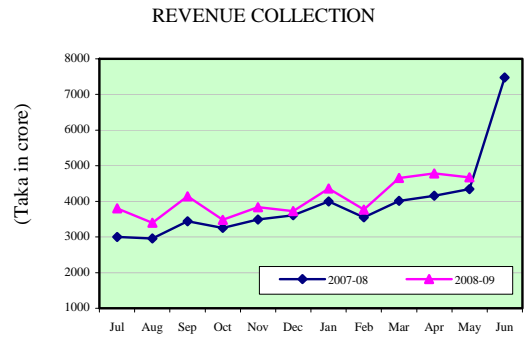


Figure:3

Exports (f.o.b):

Export receipts in May 09 amounted to US\$ 1322.8 million which is higher by US\$ 53.4 million or 4.21 percent compared to export receipts in May 08. During July 08- May 09 export increased by US\$ 1492.8 million or 11.81 percent to US\$ 14128.0 million against exports of US\$ 12635.2 million during July 07- May 08 (figure-4, table-IB, Source: EPB).

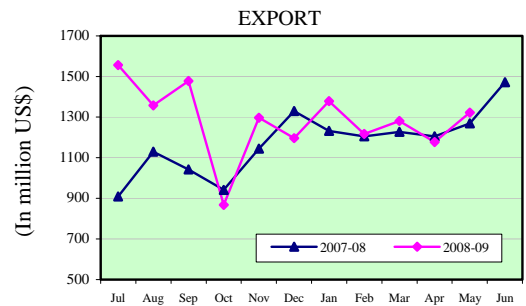


Figure:4

Imports (f.o.b):

Import payments in May 09 amounted to US\$ 1566.0 million which is lower by US\$ 78.6 million or 4.78 percent compared to the same in May 08. During July 08- May 09 import increased by US\$ 1428.3 million or 8.99 percent to US\$ 18882.1 million against imports of US\$ 17540.9 million during July 07- May 08 (figure-5, table-IB).

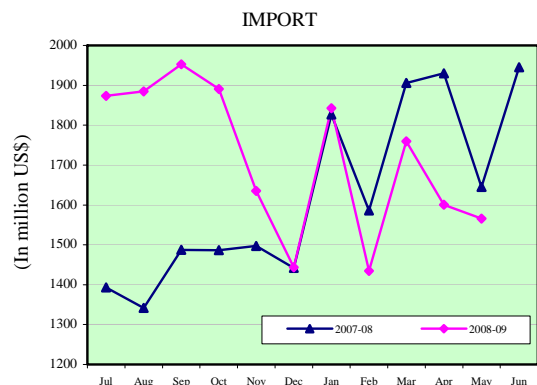


Figure:5

Foreign Exchange Reserves:

Foreign exchange reserves held by the Bangladesh Bank stood at US\$ 7470.9 million at the end of June 09 compared to US\$ 6148.8 million at the end of June 08. This was higher by US\$ 1322.1 million or 21.50 percent compared to US\$ 6148.8 million at the end of June 08 (figure-6, table-IB).

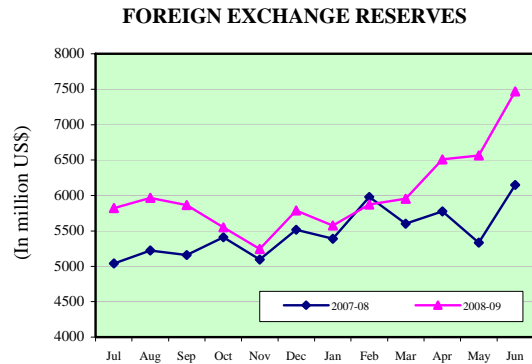


Figure:6

Workers' Remittances:

The foreign exchange remittances from Bangladeshi nationals working abroad increased by US\$ 23.8 million or 2.66 percent to US\$ 919.10 million during June 09 compared to US\$ 895.30 million at the end of May 09. During July 08- June 09 remittances increased by US\$ 1774.48 million or 22.42 percent to US\$ 9689.26 million compared to US\$ 7914.78 million during the same period of last year (figure-7, table-XXI).

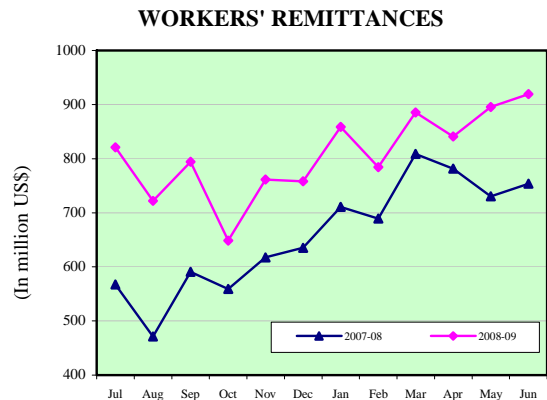


Figure:7

Inflation:

The annual rate of inflation (12-month annual average CPI, 1995-96=100) decreased to 7.32 percent at the end of May 09 from 9.87 percent at the end of May 08.

The rate of inflation on point-to-point basis declined to 5.39 percent at the end of May 09 from 7.44 percent at the end of May 08 (figure-8, table-IB).

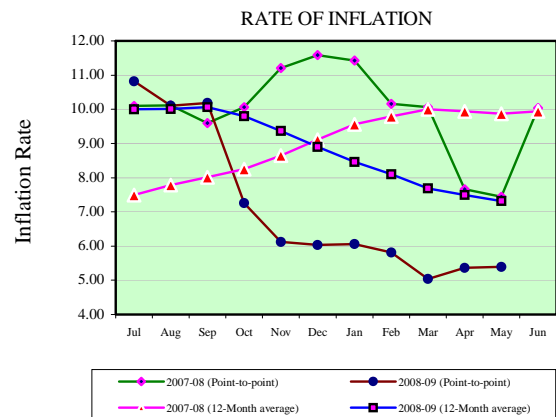


Figure:8