

Monthly ECONOMIC TRENDS May 2024

Monthly Economic Trends May 2024 Volume XLIX No. 05



Bangladesh Bank

Monthly ECONOMIC TRENDS

May 2024

Monthly Economic Trends

May 2024

Volume XLIX No.05



Bangladesh Bank

Advisor

Dr. Md. Habibur Rahman
Deputy Governor

Editorial Committee

Lead Editor

Tarun Kanti Ghosh
Executive Director (Statistics)

Editor

Md. Nurul Islam
Director (Statistics)

Associate Editors

Sharmin Nahar
Additional Director (Statistics)

Md. Faruqul Islam
Joint Director

Ratan Bala
Assistant Director

Sumaiya Moriom
Assistant Director

Monthly Economic Trends

May 2024



STATISTICS DEPARTMENT
BANGLADESH BANK

Suggestions/Comments for improvement in the contents of this booklet would highly be appreciated. Users may kindly contact the following email addresses with their suggestions/comments & queries, if any:

Email: nurul.islam130@bb.org.bd

Director (Statistics)
Statistics Department
Bangladesh Bank
Head Office, Dhaka

Email: sharmin.nahar@bb.org.bd

Additional Director (Statistics)
Statistics Department
Bangladesh Bank
Head Office, Dhaka

Email: faruqul.islam@bb.org.bd

Joint Director
Statistics Department
Bangladesh Bank
Head Office, Dhaka

Email: ratan.bala@bb.org.bd

Assistant Director
Statistics Department
Bangladesh Bank
Head Office, Dhaka

Email: sumia.moriom@bb.org.bd

Assistant Director
Statistics Department
Bangladesh Bank
Head Office, Dhaka

CONTENTS

| Subject | Pages |
|---|--------------|
| EXPLANATORY NOTES | i-iv |
| REVIEW ON SOME SELECTED ECONOMIC INDICATORS | v-x |
| STATISTICAL TABLES | 2-113 |
| IA Selected Economic Indicators (Money & Banking) | 2-9 |
| IB Selected Economic Indicators (Inflation, Production Index, Foreign Trade, Forex Reserves & Exchange Rate) | 10-11 |
| IIA Monetary Survey (M2) | 12-13 |
| IIB Claims on Resident Sector by the Banking System | 14-15 |
| IIC Reserve Money & its Components | 16 |
| IID Reserve Money & its Sources | 17 |
| IIE Monetary Survey (M3) | 18-19 |
| IIF Claims on Resident Sectors by Depository Corporations | 20-21 |
| IIG E-Banking & E-Commerce Statistics | 22-27 |
| IIIA Balance of Payments | 28-30 |
| IIIB Foreign Direct Investment (FDI) Inflows & Stocks by Components in Bangladesh | 31 |
| IV Foreign Trade | 32-35 |
| V Production of Major Agricultural Commodities | 36-39 |
| VIA Production of Major Industrial Commodities (Other than Jute Goods) | 40 |
| VIB Average Prices of Selected Commodities | 41 |
| VII Consumer Price Index & Inflation Rate in Bangladesh (Base Index: 2005-06=100) | 42-43 |
| VIII Consumer Price Index & Inflation Rate in Bangladesh (Base Index: 2021-22=100) | 44-45 |
| IXA Gross Domestic Product of Bangladesh at Current and Constant Market Price (Base:2005-06) | 46-47 |
| IXB Gross Domestic Product of Bangladesh at Current and Constant Market Price (Base:2015-16) | 48-49 |
| IXC Quarterly Gross Domestic Product of Bangladesh (Base: 2015-16) | 50-53 |

| | | |
|--------|--|---------|
| IXD | Key Indicators of National Accounts | 54-55 |
| X | Index Number of Ordinary Share Prices, Turn Over, Issued Capital & Total Number of Companies Listed with the Dhaka Stock Exchange Ltd | 56-57 |
| XI | Market Capitalizations (Value) of Ordinary Shares of Companies Listed with the Dhaka Stock Exchange Ltd | 58-59 |
| XIIA | Interest Rate Structure of Government Securities/Bonds | 60-67 |
| XIIB | Bank Rate & Interest Rate Structure of Post Office Savings Bank , House Building Finance Corporation & National Savings Certificates | 68-69 |
| XIII | Bank-wise Announced Interest Rate Structure in Bangladesh (Except Islamic Banks), March, 2024 | 70-77 |
| XIV | Profit Rate Structure of the Islamic Banks, 2022 | 78 |
| XV | Rate of Interest on Non-resident Foreign Currency Deposit (NFCD) Accounts | 79-81 |
| XVI | Monthly Average Call Money Market Rates | 82 |
| XVII | Some Indicators of Income, Expenditure & Profitability of the Banking Sector | 83-86 |
| XVIII | Number of Persons Left for Abroad on Employment & Total Workers' Remittances | 87 |
| XIX | Country-wise Workers' Remittances | 88-89 |
| XX | Exchange Rates (Taka Per Currencies) | 90-99 |
| XXI | Appreciation/Depreciation of Some Selected Currencies Against US Dollar | 100-103 |
| XXII | Some Selected Commodity Prices at International Markets | 104-105 |
| XXIII | Selected Tax Revenue Receipts of the Government Under NBR & Others | 106-107 |
| XXIV | Central Bank Survey | 108-109 |
| XXV | Depository Corporations Survey | 110-111 |
| XXVI | Important Economic Indicators of Bangladesh with SAARC Countries | 112 |
| XXVII | Important Economic Indicators of SAARC Countries | 113 |
| XXVIII | Investment Under National Savings Schemes | 114-115 |
| XXIX | National Budget Statistics | 116-117 |
| | Appendix : Weights & Measures | 118 |

EXPLANATORY NOTES

A. TABLES

1. Selected Economic Indicators: Tables IA & IB

Data in the above mentioned tables are based on the following :

- (i) Statutory returns/statements and statistical returns submitted by the Deposit Money Banks (DMBs) to the various departments of Bangladesh Bank (BB).
- (ii) Foreign exchange returns submitted by the authorised dealers to the BB.
- (iii) Weekly Statement of Affairs of the BB; and
- (iv) Statements and information collected from various government offices and the other sectors.

Data on Exports are shipment-based provided by Export Promotion Bureau (EPB) while Imports data are on the basis of settlement of payments supplemented by data on imports against external official debts and grants. Both exports and imports include those of transactions of enterprises of EPZ.

From June, 1995 total deposit liabilities under column 39 in table-IA has been obtained by aggregating DMBs deposits (excluding inter-bank deposits and deposits of the Bangladesh Samabaya Bank Ltd (BSBL)) and short term non-resident foreign currency deposits. Monetary data on advances and investments have been revised from June 2002 & onwards.

Inflation rates measured by consumer price index are shown under column 1-4 in table-IB. In the calculation process 2005-06=100 & 2021-22=100 are considered as the old & new base period respectively.

2. Monetary Survey (M2): Table IIA

The data on monetary survey (M2) based on liabilities and assets of DMBs are submitted by head offices of each Deposit Money Bank (DMB) to the Statistics Department and the Statement of Affairs of BB as on the last day of each month supplemented by government transaction with the International Monetary Fund (IMF). Further, it is noted here that monetary survey data for the period June 2002 & onwards have been revised according to the recommendations of IMF Mission visited Bangladesh in November 2003.

3. Claims on Resident Sector by the Banking System: Table IIB

Claims on Govt. (net), Local authorities, Other financial Corporation & NBDCs, Non-Financial Corporation & Other Resident Sector by the banking system are shown in the table.

4. Reserve Money : Components and Sources : Tables IIC & IID

The data on reserve money tables based on Liabilities and Assets of the Monetary Authorities Account are collected from the Statement of Affairs of BB.

As noted above reserve money data for June 2002 & onwards have been revised as per recommendations of an IMF technical mission.

5. Monetary Survey (M3) : Table IIE

The data on monetary survey (M3) are based on Liabilities and Assets of DMBs, Liabilities and Assets of Non- bank Depository Corporations (NBDCs), Liabilities and Assets of BB and outstanding amount of National Savings Schemes.

6. Claims on Resident Sector by the Depository Corporations : Table IIF

Claims on Govt. (net), Local authorities, financial Corporation, Non-Financial Corporation & Other Resident Sector by the depository corporations are shown in the table.

7. E-banking & E-commerce Statistics: Table IIG

Data in the above table are related to E-banking & E-commerce Statistics which includes MICR(Magnetic Ink Character Recognition) & Non-MICR cheque clearing, Electronic Fund Transfers, Credit & Debit cards transactions through ATM (Automated Teller Machine), POS (Point of Sale), CRM (Cash Recycling Machine) and e-Commerce, Prepaid cards transactions and Internationally issued cards transactions. Data on Internet banking, Mobile Financial Services (MFS) and Agent banking are also incorporated in the table mentioned above.

Data aforementioned are collected from all Scheduled Banks. Noted that MICR & EFT are also collected from BB & BSBL.

8. Balance of Payments : Tables III A

The main source of data for the compilation of balance of payments of Bangladesh are the exchange control records submitted by authorised dealers to Bangladesh Bank supplemented information obtained from other department of BB and Economic Relations Division (ERD) of the Ministry of Finance while the trade balances data are compiled on the basis of customs records.

9. Foreign Direct Investment (FDI) Inflows & Stocks by Components in Bangladesh: Table III B

This information is collected through enterprise survey. Equity capital, Reinvested earnings and Intra-company loans are the components of FDI. Equity Capital is the remittances received by the incorporated or unincorporated direct investment enterprises operating in Bangladesh on account of equity participation in those by the non-resident direct investors. Reinvested earnings are the amount of profit retained for reinvestment. Intra-company loans or intra-company debt transactions refer to short or long-term borrowing and lending of funds between direct investors and affiliate enterprises.

10. Foreign Trade : Table IV

The data on merchandise exports and imports are compiled on the basis of foreign exchange returns submitted by the authorized dealers to BB. Import data are supplemented by imports against external official debts and grant provided by the ERD.

11. Production Statistics, CPI, GDP & National Accounts: Tables V-IXD

The data in the above mentioned tables have been collected from the Bangladesh Bureau of Statistics, Bangladesh Jute Association, Department of Agricultural Marketing and various public sector corporations. CPI and GDP are calculated in new base year 2021-22 and 2015-16 respectively. In addition, Quarterly GDP are also included as a table in this publication.

12. Shares & Securities related information: Tables X & XI

The data in the above mentioned tables have been collected from the 'Monthly Review' published by Dhaka Stock Exchange Ltd

13. Interest/Profit Rate Structure, Bank Rate, Call Money Rate etc. : Table XIIA-XVI

Above six tables show varieties in interest /profit rate structure of Govt. securities including Sukuk, post office, Banks, House building finance corporation, National Savings Certificates & Foreign Currency Bonds.

14. Income, Expenditure & Profitability of the Banking Sector: Table XVII

The data in the above table have been collected from Bangladesh Bank, Specialized Banks, State Owned Commercial Banks, Foreign Banks & Private Banks operating in Bangladesh.

15. Workers' Remittances: Table XVIII & XIX

The tables XVIII & XIX show the number of persons left for abroad on employment with total remittances and country wise workers' remittances respectively. The data are collected from Bureau of Manpower, Employment & Training and Statistics Department of BB.

16. Exchange Rates : Table XX-XXI

The tables XX & XXI show the period average and end period exchange rates of Taka with selected currencies and their appreciation/depreciation against US dollar respectively. The exchange rate represents the mid-value of buying & selling rates of Bangladesh Bank (up to 30 May 2003) and the mid-value of buying & selling rates in the interbank market (from 31 May 2003). Exchange rates between taka and non-dollar foreign currencies are based on their cross rates with US dollar.

17. Some Selected Commodity Prices at International Markets: Table XXII

The source of data of the above table is the IMF's publication 'International Financial Statistics'.

18. Revenue Receipts: Table XXIII

The table shows selected tax revenue receipts of the Government under NBR & others.

19. Central Bank & Depository Corporation Survey: Table XXIV-XXV

Various components are calculated from monthly data of Central Bank & Depository Corporations.

20. Important indicators of SAARC Countries: Table XXVI-XXVII

The data of this table represents various important indicator i.e, Export, Import, FDI, Remittance, Bank credit, Foreign Exchange Reserve, Inflation, Exchange rate etc of SAARC Countries on quarterly basis.

21. Investment under National Savings Schemes: Table XXVIII

The Table shows monthly data of investment on different types of Sanchaypatra, Post office savings bank and NRBs bond.

22. National Budget Statistics: Table XXIX

This table represents revised National Budget data which are collected from Finance Division, Ministry of Finance on annual basis.

B. TERMS

1. Currency Outside Banks

These represent BB notes plus government notes/coins in circulation minus cash in tills of DMBs.

2. Cash Reserve Ratio (CRR)

Every scheduled bank has to maintain a balance in cash with BB the amount of which shall not be less than such portion of its total demand and time liabilities as prescribed by BB from time to time. The CRR of Scheduled Banks' total demand and time liabilities for different periods are shown below:

| Effective date | CRR |
|--------------------------------------|-------|
| April 15, 2020 to till now | 4.0% |
| April 1, 2020 to April 14, 2020 | 5.0% |
| April 15, 2018 to March 31, 2020 | 5.5% |
| June 24, 2014 to April 14, 2018 | 6.5% |
| December 15, 2010 to June 23, 2014 | 6.0% |
| May 15, 2010 to December 14, 2010 | 5.5% |
| October 1, 2005 to May 14, 2010 | 5.0% |
| March 1, 2005 to September 30, 2005 | 4.5% |
| October 1, 1999 to February 28, 2005 | 4.0% |
| May 28, 1992 to September 30, 1999 | 5.0% |
| April 1, 1992 to May 27, 1992 | 6.0% |
| November 30, 1991 to March 31, 1992 | 7.0% |
| April 25, 1991 to November 29, 1991 | 8.0% |
| April 4, 1991 to April 24, 1991 | 9.0% |
| October 1, 1987 to April 3, 1991 | 10.0% |
| Prior to October 1987 | 5.0% |

3. Excess Reserves

These are equal to balance of the scheduled banks' deposits held with the BB minus their Cash Reserve Ratio (CRR).

4. Total Credit to the Government by the Banking System

(a) Credit by the BB represents:

- i) Overdraft to the government.
- ii) Outstanding ways and means advances.
- iii) The BB's holdings of government securities and treasury bills (including special ad-hoc and other special ad-hoc treasury bills).
- iv) The BB's holdings of Bangladesh savings certificate.

v) Government debtor balance.

vi) Loans to autonomous and semi-autonomous bodies.

(b) Credit by DMBs denotes :-

- i) Total outstanding advances and bills to the government by the DMBs.
- ii) DMBs' holdings of government securities, treasury bills and other instruments.
- iii) DMBs' holdings of sanchayapatras and prize bond.

5. International Reserves

In line with the IMF definition, the International Reserves represent aggregate of BB's holdings of gold, foreign exchange, SDR and reserve position in the IMF.

6. Foreign Assets (Net)

Data on foreign assets (net) have been derived in line with the IMF practice. Exports and foreign bills discounted and rediscounted are treated as part of foreign assets.

7. Current Account Balance

It is defined as the balances in trade, services, income and current transfer accounts in the BOP. This definition is in accordance with the 6th edition of the BOP Manual issued by the IMF.

8. Revised Interest/Profit Rate Policy on Deposits and Lending

Under the financial sector reform programs, a new system of interest rate determination was established with deposit & lending rates that better reflects market conditions. The main objective of the new interest rate policy is to introduce flexibility into the deposit rates permitting individual banks to establish their own rates fixed by themselves. Banks are now free to adjust their own rates effective from February 19, 1997. Furthermore, flexibility in the interest rate policy introduced from July 12, 1999 permits banks to differentiate interest rates among individual borrowers except for lending to exporters only. For other sectors, lending rates would be decided by the banks themselves.

Due to high interest/profit rate, cost of doing business escalates and industry loses its competitiveness, as a result borrowers may fail to repay loans, which disrupts discipline in banking credit system and obstructs economic growth of the country. In this context, to increase competitiveness locally and internationally for business, industries and service institutions, for creating Industry and business friendly environment, to increase ability of repayment of debt/investment and fostering economic growth, Bangladesh Bank made a circular to all operating commercial banks.

According to BRPD circular no-03/2020, the lending rate for all unclassified loans and investments except credit cards would be maximum of 9% with effect from April 01, 2020.

Apart from the conventional deposit and lending rates, the Islamic banks in Bangladesh have been carrying on their banking transactions in line with the Islamic Shariah systems of interest-free policy. Under this policy, investment-income of the bank is shared with the mudaraba depositors according to a pre-agreed profit sharing ratio to ensure a reasonably fair rate of return on their deposits which is shown in Table- XIV.

To maintain overall progress of the economy along with industry and business and to ensure effective loan management, Bangladesh Bank introduced a market base interest rate policy called “SMART” (Six-Month Moving Average Rate of Treasury Bills) through a BRPD circular no. 09/2023 dated June 19, 2023. According to the circular Bangladesh Bank will determine a reference rate on the basis of interest rate of Treasury Bill (182 days) and publish as SMART index at the 1st day of each month on Bangladesh Bank website. The Scheduled Banks have to apply this SMART rate in all their loan disbursement adding a margin with the loan products mentioned in the circular. The circular is effective from July 01, 2023.

Review on Some Selected Economic Indicators

Broad Money (M2):

In Mar'24 Broad money (M2) increased by Tk. 17436.3 crore (0.91%) to Tk. 1937241.9 crore as compared to an increase of Tk. 16925.3 crore (0.89%) to Tk. 1919805.6 crore in Feb'24 (figure-1, table IIA, page-13).

In Mar'24 Broad money (M2) increased by Tk. 158582.1 crore (8.92%) over Mar'23 as compared to an increase of Tk. 148753.5 crore (9.13%) during the same period of the last year. The growth of broad money in Mar'24 over Mar'23 was due to an increase of Tk. 208228.7 crore (14.17%) in net domestic assets and decrease of Tk. 49646.6 crore (16.06%) in net foreign assets (figure-2, table IIA, page-12).

Domestic Credit:

In Mar'24 domestic credit increased by Tk. 32340.1 crore (1.61%) to Tk. 2036448.9 crore as compared to an increase of Tk. 20680.5 crore (1.04%) to Tk. 2004108.8 crore in Feb'24 (figure-3, table IIA, page-12 &13).

In Mar'24 domestic credit increased by Tk. 220491.6 crore (12.14%) over Mar'23 as compared to an increase of Tk. 253246.4 crore (16.21%) during the same period of the last year. The growth in domestic credit in Mar'24 over Mar'23 was mainly due to an increase of credit to the private sector by Tk. 151721.5 crore (10.49%) compared to an increase of Tk. 155369.7 crore (12.03%) during the same period of the last year. In components of credit to the Government (net) increased by Tk. 65839.5 crore (20.29%) compared to an increase of Tk. 89068.4 crore (37.82%) during the same period of the last year and credit to other public sector increased by Tk. 2930.6 crore (6.57%) compared to an increase of Tk. 8808.3 crore (24.62%) during the same period of the last year (figure-4, table IIA, page-12 &13).

Fig. 1: MONTHLY BROAD MONEY (M2) GROWTH

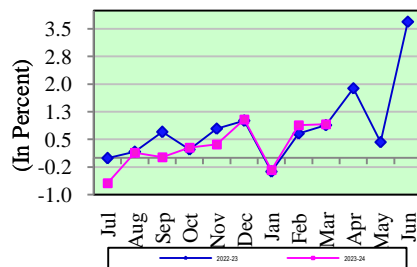


Fig. 2: YEARLY BROAD MONEY (M2) GROWTH

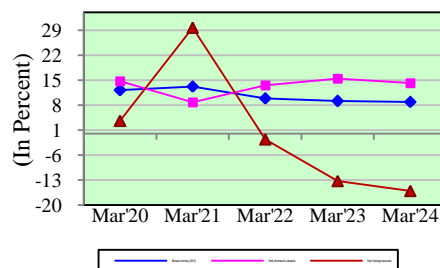


Fig. 3: MONTHLY DOMESTIC CREDIT GROWTH

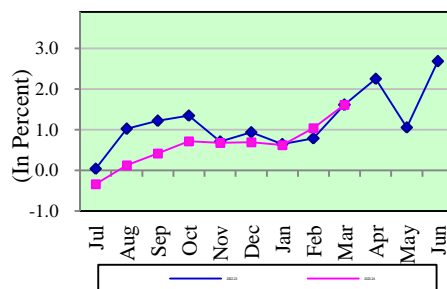
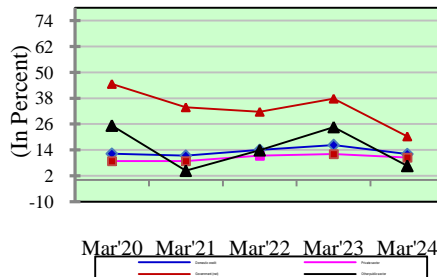
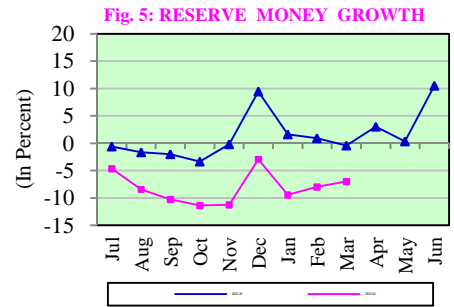


Fig. 4: SECTORAL GROWTH OF DOMESTIC CREDIT



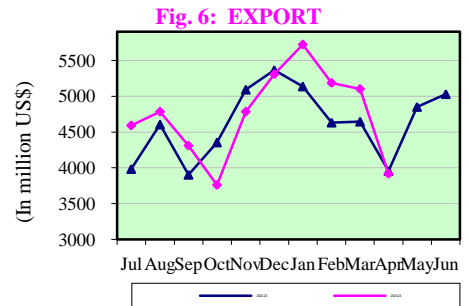
Reserve Money:

In Mar'24 reserve money decreased by Tk. 26796.0 crore (6.99%) from Tk. 383585.2 crore in Jun'23 while the decrease in reserve money was Tk. 1560.2 crore (0.45%) in Mar'23 compared to that of Jun'22. The amount of reserve money stands at Tk. 356789.2 crore in Mar'24 (figure -5, table IIC, page-16).



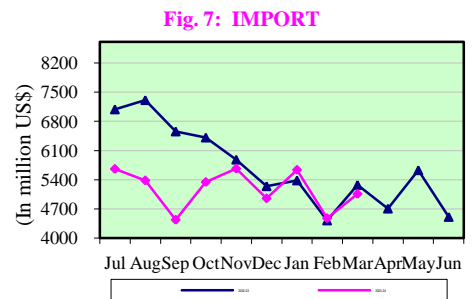
Exports (fob):

In Apr'24 lower export receipts are recorded compared to that of Apr'23. Export receipts in Apr'24 amounted to US\$ 3916.99 million which is lower than the amount in Apr'23 by US\$ 39.01 million (0.99%). Moreover, during Jul'23-Apr'24 export receipts increased by US\$ 1794.15 million (3.93%) compared to the same period of the last year (figure -6, table-IB, page-11).



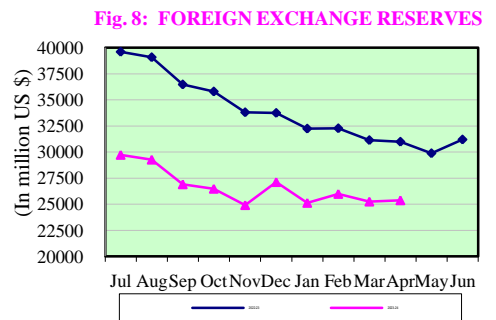
Imports (fob):

In Mar'24 lower import payments are recorded compared to that of Mar'23. Import payments in Mar'24 amounted to US\$ 5061.5 million which is lower than the amount in Mar'23 by US\$ 218.1 million (4.13%). Moreover, during Jul'23-Mar'24 import payments decreased by US\$ 6957.2 million (12.98%) compared to the same period of the last year (figure -7, table-IB, page-11).



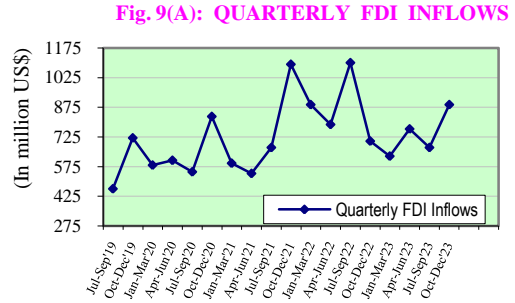
Foreign Exchange Reserves:

Foreign exchange reserves (represent as total international reserves) held by the Bangladesh Bank stands at US\$ 25365.2 million at the end of Apr'24 while it was US\$ 31203.0 million at the end of Jun'23. Thus foreign exchange reserves decreased by US\$ 5837.8 million (18.71%) at the end of Apr'24 compared to the reserves hold at the end of Jun'23. Comparing with the reserves hold at the same period of last year, the current reserves decreased by US\$ 5600.1 million (18.08%) at the end of Apr'24 (figure-8, table-IB, page-11).

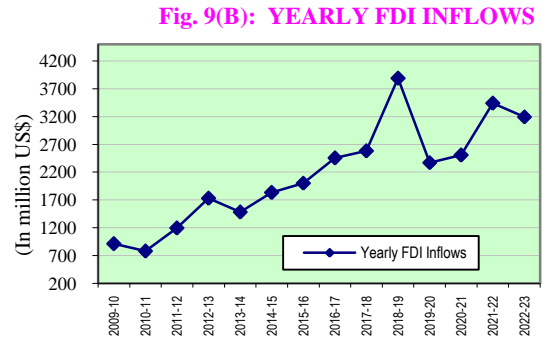


Foreign Direct Investment (FDI) Inflows:

Foreign Direct Investment (FDI) inflows during Oct-Dec'23 increased by US\$ 218.29 million (32.57%) from US\$ 670.21 million during Jul-Sep'23. During Oct-Dec'23 FDI inflows stood at US\$ 888.50 million (figure-9(A), table-IIIB, page 31).

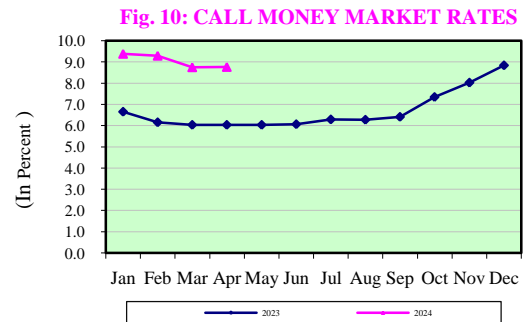


Foreign Direct Investment (FDI) inflows during FY 2022-23 decreased by US\$ 244.47 million (7.11%) from US\$ 3439.63 million during FY 2021-22. The FDI inflows during FY 2022-23 was US\$ 3195.16 million (figure-9(B), table-IIIB, page-31).



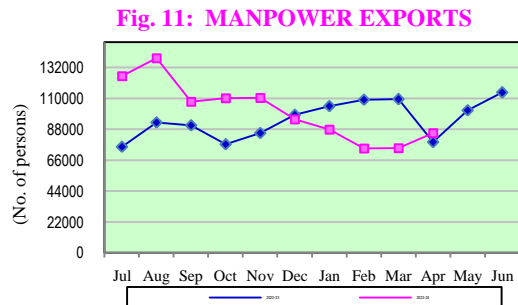
Call Money Market Rates:

In Apr'24 call money market rates (weighted average for Borrowing and Lending) increased by 6 basis point to 8.81% compared to Mar'24. Furthermore, the current rates increased by 277 basis point from 6.04% at the same period of the last year (figure-10, table-XVI, page-82).



Manpower Exports:

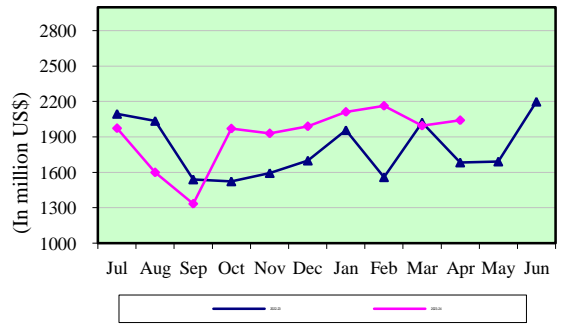
In Apr'24 there were 85400 persons who had gone abroad on employment which is higher than 10721 persons (14.36%) who went abroad on employment in Mar'24. During Jul'23-Apr'24 the manpower exports of the country increased by 87916 persons (9.53%) compared to that of the same period of last year (figure-11, table-XVIII, page-87).



Workers' Remittances:

Workers' remittances received from the Bangladeshi nationals working abroad increased by US\$ 45.99 million (2.30%) in Apr'24 from US\$ 1997.07 million in Mar'24. Workers' remittance in Apr'24 is recorded US\$ 2043.06 million. During Jul'23-Apr'24 workers' remittances increased by US\$ 1397.53 million (7.89%) compared to that of the same period of the last year (figure -12, table-XVIII, page-87).

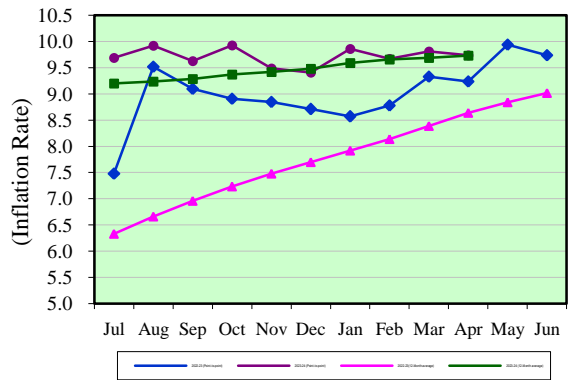
Fig. 12: WORKERS' REMITTANCES



Inflation:

The rate of inflation measured by consumer price index (12-month average) setting up 2021-22 as the base year ascended to 9.73% in Apr'24 while it was 8.64% in Apr'23. Furthermore, the rate of inflation (point-to-point basis) setting up 2021-22 as the base year ascended to 9.74% in Apr'24 from 9.24% in Apr'23 (figure-13, table-IB, and page-10).

Fig. 13: RATE OF INFLATION

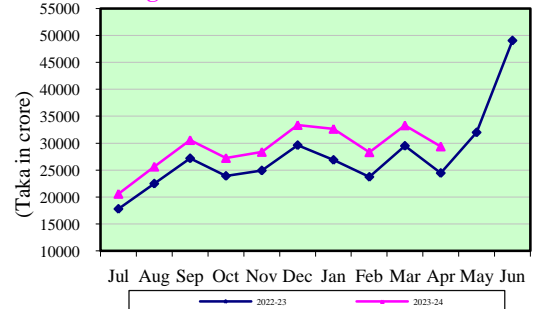


Revenue Collection (NBR Portion):

Revenue collection (NBR portion) in Apr'24 decreased by Tk. 3885.39 crore (11.67%) from Tk. 33279.61 crore in Mar'24. In Apr'24 the total tax receipt (NBR portion) is Tk. 29394.22 crore.

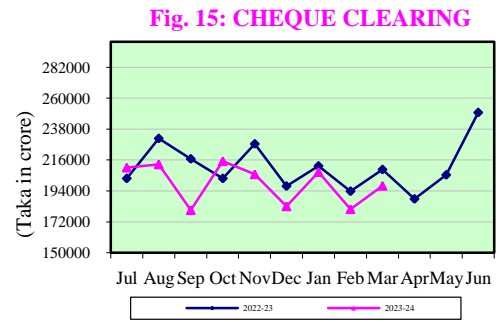
Moreover, during Jul'23-Apr'24 revenue collection increased by Tk. 38943.44 crore (15.55%) compared to the same period of the last year (figure -14, table XXIII, page-106).

Fig. 14: REVENUE COLLECTION



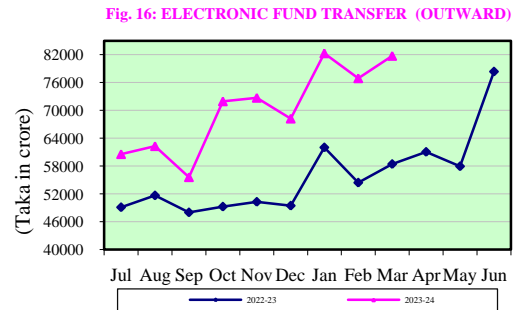
Cheque Clearing:

Cheque clearing (MICR and Non-MICR) increased by Tk. 16568.5 crore (9.15%) to Tk. 197667.0 crore in Mar'24 as compared to Feb'24. During Jul'23-Mar'24 cheque clearing amount decreased by Tk. 99145.9 crore (5.24%) compared to the same period of the last year (figure-15, table IIG, page-22).



Electronic Fund Transfer (Outward):

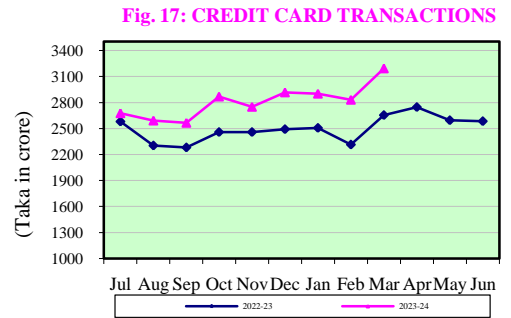
Electronic Fund Transfer (EFT) increased by Tk. 4836.1 crore (6.29%) to Tk. 81733.8 crore in Mar'24 as compared to Feb'24. During Jul'23-Mar'24 EFT amount increased by Tk. 159471.7 crore (33.74%) compared to the same period of the last year (figure-16, table IIG, page-22).



Credit Card Transactions:

Credit Card transactions increased by Tk. 358.9 crore (12.68%) to Tk. 3190.4 crore in Mar'24 as compared to Feb'24. During Jul'23-Mar'24 Credit Card transactions increased by Tk. 3241.9 crore (14.71%) compared to the same period of the last year (figure-17, table IIG, page-23).

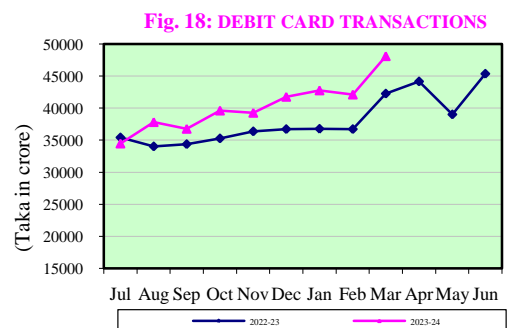
In Mar'24 Credit Card transactions through ATM/CRM, POS and E-Commerce increased by 5.99%, 14.67% and 11.01% respectively compared to Feb'24.



Debit Card Transactions:

Debit Card transactions increased by Tk. 6022.3 crore (14.31%) to Tk. 48101.1 crore in Mar'24 as compared to Feb'24. During Jul'23-Mar'24 Debit Card transactions increased by Tk. 34671.5 crore (10.58%) compared to the same period of the last year (figure-18, table IIG, page-25).

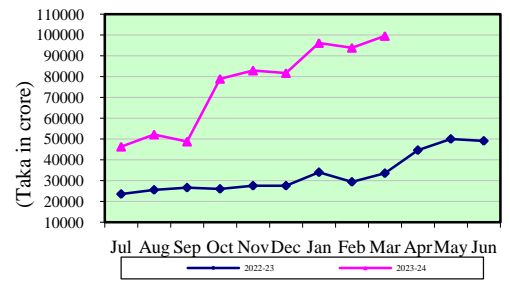
In Mar'24 Debit Card transactions through ATM/CRM, POS and E-Commerce increased by 14.08%, 28.17% and 8.19% respectively compared to Feb'24.



Internet Banking Transactions:

Internet Banking transactions increased by Tk. 5687.9 crore (6.06%) to Tk. 99510.6 crore in Mar'24 as compared to Feb'24. During Jul'23-Mar'24 Internet Banking transactions increased by Tk. 426450.8 crore (168.21%) compared to the same period of the last year (figure-19, table IIG, page-26).

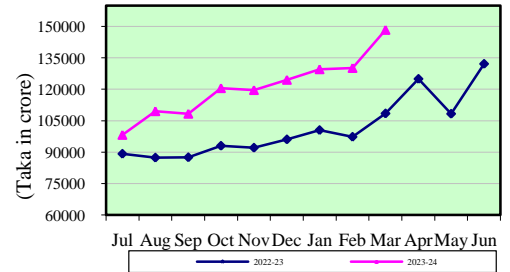
Fig. 19: INTERNET BANKING TRANSACTIONS



Mobile Financial Services Transactions:

Mobile Financial Services (MFS) transactions increased by Tk. 18195.9 crore (13.98%) to Tk. 148335.9 crore in Mar'24 as compared to Feb'24. During Jul'23-Mar'24 MFS transactions increased by Tk. 237139.9 crore (27.84%) compared to the same period of the last year (figure- 20, table IIG, page-27).

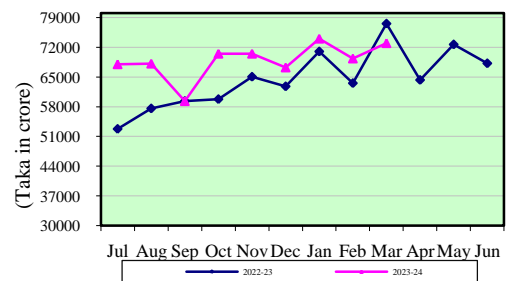
Fig. 20: MFS TRANSACTIONS



Agent Banking Transactions:

Agent Banking transactions increased by Tk. 3660.6 crore (5.28%) to Tk. 72956.4 crore in Mar'24 as compared to Feb'24. During Jul'23-Mar'24 Agent Banking transactions increased by Tk. 50585.9 crore (8.89%) compared to the same period of the last year (figure-21, table IIG, page-27).

Fig. 21: AGENT BANKING TRANSACTIONS

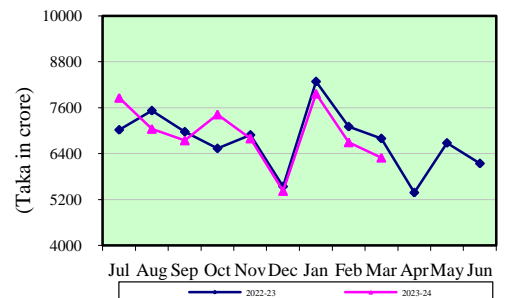


National Savings Schemes:

In Mar'24 Total Investment under National Savings Schemes (Sanchayapatra, Post Office Savings Bank, NRB Bonds & Others) decreased by Tk. 400.6 crore (5.99%) to Tk. 6291.2 crore compared to Feb'24.

Moreover, during Jul'23-Mar'24 Total Investment decreased by Tk. 420.1 crore (0.67%) compared to the same period of the last year (figure-22, table XXVIII, page-111).

Fig. 22: NATIONAL SAVINGS SCHEMES



STATISTICAL TABLES

SELECTED ECONOMIC

(Money &

| End of Period | Currency in Circulation | | | Currency in Tills of DMBs | Currency Outside Banks (3-4) | Deposits with | | |
|----------------------------|----------------------------|--------------------------|-----------------|---------------------------|------------------------------|----------------|-----------------|-----------------|
| | Bangladesh Bank (BB) Notes | Government Notes & Coins | Total (1+2) | | | From Banks | From Government | From |
| | | | | | | | | Demand Deposits |
| 1 | 2 | 3 | 4 | 5 | 6 | 7 | 8 | |
| 2009-10 | 49947.3 | 518.1 | 50465.4 | 4308.3 | 46157.1 | 7971.5 | 20181.1 | 41621.8 |
| 2010-11 | 59915.5 | 611.4 | 60526.9 | 5731.8 | 54795.1 | 9482.0 | 24919.8 | 48106.2 |
| 2011-12 | 64200.7 | 695.8 | 64896.5 | 6479.4 | 58417.1 | 11992.2 | 31574.2 | 51060.4 |
| 2012-13 | 74633.6 | 738.7 | 75372.3 | 7819.4 | 67552.9 | 16749.2 | 37251.7 | 55736.5 |
| 2013-14 | 84714.1 | 771.1 | 85485.2 | 8576.8 | 76908.4 | 14653.7 | 39217.7 | 64344.3 |
| 2014-15 | 97361.5 | 792.4 | 98153.9 | 10213.1 | 87940.8 | 13317.8 | 47116.6 | 72383.7 |
| 2015-16 | 130728.7 | 1576.5 | 132305.2 | 10230.7 | 122074.5 | 17126.2 | 55874.7 | 89759.1 |
| 2016-17 | 149724.7 | 1540.5 | 151265.2 | 13733.4 | 137531.8 | 22096.9 | 64651.3 | 101885.2 |
| 2017-18 | 153411.2 | 1529.3 | 154940.5 | 14023.0 | 140917.5 | 33411.0 | 75790.3 | 113217.1 |
| 2018-19 | 168858.3 | 1528.8 | 170387.1 | 16100.1 | 154287.0 | 39425.5 | 82779.3 | 118217.9 |
| 2019-20 | 206552.2 | 1541.9 | 208094.1 | 15979.6 | 192114.5 | 30355.7 | 88099.4 | 135528.4 |
| 2020-21 | 225322.2 | 1566.1 | 226888.3 | 17370.6 | 209517.7 | 40048.2 | 96176.5 | 165724.5 |
| 2021-22 | 254519.5 | 1663.3 | 256182.8 | 19733.8 | 236449.0 | 36254.9 | 108918.7 | 188859.4 |
| July | 244502.5 | 1569.3 | 246071.8 | 19028.9 | 227042.9 | 39218.8 | 95349.0 | 157384.0 |
| August | 232100.9 | 1574.7 | 233675.6 | 20154.9 | 213520.7 | 34545.6 | 97383.2 | 160725.5 |
| September | 226089.4 | 1582.3 | 227671.7 | 18053.3 | 209618.4 | 32460.7 | 97093.0 | 156427.3 |
| October | 224139.1 | 1588.6 | 225727.7 | 19832.5 | 205895.2 | 34215.6 | 97606.2 | 158861.9 |
| November | 225421.6 | 1595.5 | 227017.1 | 18720.7 | 208296.4 | 34682.4 | 98931.7 | 159607.4 |
| December | 227883.1 | 1605.1 | 229488.2 | 18765.1 | 210723.1 | 40197.5 | 105697.2 | 168018.6 |
| January | 229783.9 | 1614.1 | 231398.0 | 19620.8 | 211777.2 | 36684.3 | 108030.7 | 160870.3 |
| February | 231253.1 | 1621.5 | 232874.6 | 20604.4 | 212270.2 | 35772.7 | 107170.6 | 159009.7 |
| March | 230291.6 | 1632.2 | 231923.8 | 19237.1 | 212686.7 | 38486.8 | 105652.7 | 162330.1 |
| April | 254121.9 | 1643.4 | 255765.3 | 18973.4 | 236791.9 | 34621.6 | 104699.9 | 165949.1 |
| May | 243684.0 | 1651.4 | 245335.4 | 20187.3 | 225148.1 | 35499.9 | 106025.4 | 169169.0 |
| June | 254519.5 | 1663.3 | 256182.8 | 19733.8 | 236449.0 | 36254.9 | 108918.7 | 188859.4 |
| 2022-23^P | 310153.4 | 1794.4 | 311947.8 | 20034.3 | 291913.5 | 33759.4 | 103350.9 | 199304.3 |
| July | 262931.1 | 1672.4 | 264603.5 | 22577.3 | 242026.2 | 37554.3 | 105683.4 | 179828.3 |
| August | 261231.0 | 1682.0 | 262913.0 | 21036.7 | 241876.3 | 35074.6 | 102612.6 | 175888.8 |
| September | 259946.1 | 1690.6 | 261636.7 | 21638.5 | 239998.2 | 34713.9 | 102039.5 | 177798.3 |
| October | 256374.7 | 1698.5 | 258073.2 | 21959.0 | 236114.2 | 34367.4 | 101890.5 | 178312.1 |
| November | 272891.6 | 1707.9 | 274599.5 | 21617.5 | 252982.0 | 32525.1 | 103586.0 | 179578.0 |
| December | 290646.3 | 1717.2 | 292363.5 | 24182.0 | 268181.5 | 32675.3 | 104113.5 | 183741.4 |
| January | 285416.2 | 1727.1 | 287143.3 | 24150.5 | 262992.8 | 32026.6 | 102759.9 | 179483.0 |
| February | 280759.2 | 1735.6 | 282494.8 | 24827.2 | 257667.6 | 31594.2 | 103435.1 | 179033.5 |
| March | 277214.3 | 1747.0 | 278961.3 | 24292.7 | 254668.6 | 31392.3 | 99075.9 | 179888.6 |
| April | 289874.7 | 1773.6 | 291648.3 | 28274.7 | 263373.6 | 32640.6 | 96831.8 | 184287.8 |
| May | 278217.1 | 1784.4 | 280001.5 | 24171.6 | 255829.9 | 33917.9 | 99908.5 | 184347.5 |
| June | 310153.4 | 1794.4 | 311947.8 | 20034.3 | 291913.5 | 33759.4 | 103350.9 | 199304.3 |
| 2023-24^P | | | | | | | | |
| July | 290730.8 | 1803.2 | 292534.0 | 26179.4 | 266354.6 | 32842.6 | 98981.5 | 191720.6 |
| August | 280673.9 | 1813.1 | 282487.0 | 24130.7 | 258356.3 | 32520.7 | 102396.0 | 185799.4 |
| September | 275491.9 | 1820.9 | 277312.8 | 23807.4 | 253505.4 | 32330.7 | 104326.4 | 185910.7 |
| October | 271207.1 | 1830.1 | 273037.2 | 27093.3 | 245943.9 | 32399.3 | 105631.6 | 192478.0 |
| November | 272673.3 | 1837.9 | 274511.2 | 26069.5 | 248441.7 | 31132.7 | 103304.3 | 189802.5 |
| December | 277805.1 | 1845.2 | 279650.3 | 24790.1 | 254860.2 | 33188.7 | 106330.8 | 196325.1 |
| January | 280636.5 | 1853.6 | 282490.1 | 25194.8 | 257295.3 | 30245.6 | 103949.5 | 185736.1 |
| February | 282559.6 | 1861.3 | 284420.9 | 26846.4 | 257574.5 | 31185.6 | 104320.5 | 190167.7 |
| March | 289310.8 | 1878.5 | 291189.3 | 29994.0 | 261195.3 | 31367.5 | 104450.6 | 193626.1 |

Note : i) 5 tk is considered as Govt. Currency since June 2016 and Demand & Time Deposits under Columns 8 & 9 exclude Restricted Deposits
 ii) Deposit Money Banks (DMBs) comprise 61 Scheduled Banks & BSBL
 iii) 9 percent of savings deposits are included in Demand Deposits with effect from July 2007

Source : Statistics Department, Bangladesh Bank

P=Provisional

INDICATORS

TABLE-IA (Contd.)

Banking)

(Taka in crore)

| Deposit Money Banks (DMBs) | | | Deposits with BB other than DMBs | Monetary Aggregates | | | |
|----------------------------|------------------|-------------------------------------|----------------------------------|---------------------|----------------------------|-------------------------|------------------|
| Others | | Total (excluding inter-bank) (7+10) | | Reserve Money | Narrow Money (M1) (5+8+12) | Broad Money (M2) (9+14) | Broad Money (M3) |
| Time Deposits | Total (8+9) | | | | | | |
| 9 | 10 | 11 | 12 | 13 | 14 | 15 | 16 |
| 275042.8 | 316664.6 | 336845.7 | 209.4 | 74142.8 | 87988.3 | 363031.1 | 429337.2 |
| 337418.9 | 385525.1 | 410444.9 | 199.8 | 89734.4 | 103101.1 | 440520.0 | 510456.4 |
| 407388.1 | 458448.5 | 490022.7 | 243.9 | 97802.7 | 109721.4 | 517109.5 | 589840.4 |
| 479902.3 | 535638.8 | 572890.5 | 313.7 | 112489.4 | 123603.1 | 603505.4 | 680182.9 |
| 558978.4 | 623322.7 | 662540.4 | 392.4 | 129875.3 | 141645.1 | 700623.5 | 792445.3 |
| 626799.9 | 699183.6 | 746300.2 | 489.7 | 148482.5 | 160814.2 | 787614.1 | 910049.0 |
| 703947.2 | 793706.3 | 849581.0 | 597.1 | 193201.3 | 212430.7 | 916377.9 | 1076743.2 |
| 775997.6 | 877882.8 | 942534.1 | 661.5 | 224659.4 | 240078.5 | 1016076.1 | 1233465.5 |
| 855087.3 | 968304.4 | 1044094.7 | 759.1 | 233743.0 | 254893.7 | 1109981.0 | 1373748.5 |
| 946318.1 | 1064536.0 | 1147315.3 | 788.5 | 246187.7 | 273293.4 | 1219611.5 | 1534026.9 |
| 1045471.1 | 1180999.5 | 1269098.9 | 621.0 | 284483.4 | 328263.9 | 1373735.0 | 1703937.4 |
| 1185066.6 | 1350791.1 | 1446967.6 | 586.5 | 348071.8 | 375828.7 | 1560895.3 | 1929045.3 |
| 1282217.5 | 1471076.9 | 1579995.6 | 596.4 | 347162.0 | 425904.8 | 1708122.3 | 2097973.3 |
| 1193049.8 | 1350433.8 | 1445782.8 | 569.3 | 349551.2 | 384996.2 | 1578046.0 | 1948997.5 |
| 1204766.6 | 1365492.1 | 1462875.3 | 530.1 | 325861.0 | 374776.3 | 1579542.9 | 1951470.9 |
| 1219250.1 | 1375677.4 | 1472770.4 | 521.1 | 323334.3 | 366566.8 | 1585816.9 | 1960362.7 |
| 1229200.5 | 1388062.4 | 1485668.6 | 502.8 | 319958.2 | 365259.9 | 1594460.4 | 1969269.0 |
| 1234131.1 | 1393738.5 | 1492670.2 | 497.4 | 332488.8 | 368401.2 | 1602532.3 | 1978874.9 |
| 1241324.0 | 1409342.6 | 1515039.8 | 569.3 | 323666.3 | 379311.0 | 1620635.0 | 1997049.7 |
| 1240883.6 | 1401753.9 | 1509784.6 | 589.2 | 323298.9 | 373236.7 | 1614120.3 | 1993234.6 |
| 1249163.0 | 1408172.7 | 1515343.3 | 493.8 | 322285.1 | 371773.7 | 1620936.7 | 2003903.4 |
| 1254351.1 | 1416681.2 | 1522333.9 | 538.4 | 321156.2 | 375555.2 | 1629906.3 | 2015073.2 |
| 1260435.1 | 1426384.2 | 1531084.1 | 528.5 | 339789.3 | 403269.5 | 1663704.6 | 2051227.0 |
| 1267775.8 | 1436944.8 | 1542970.2 | 544.2 | 330829.4 | 394861.3 | 1662637.1 | 2051973.3 |
| 1282217.5 | 1471076.9 | 1579995.6 | 596.4 | 347162.0 | 425904.8 | 1708122.3 | 2097973.3 |
| 1395280.2 | 1594584.5 | 1697935.4 | 670.1 | 383585.2 | 491887.9 | 1887168.1 | 2273892.5 |
| 1285440.5 | 1465268.8 | 1570952.2 | 635.4 | 344931.0 | 422489.9 | 1707930.4 | 2098983.6 |
| 1292405.5 | 1468294.3 | 1570906.9 | 643.5 | 341336.5 | 418408.6 | 1710814.1 | 2102773.0 |
| 1304378.7 | 1482177.0 | 1584216.5 | 652.3 | 340080.4 | 418448.8 | 1722827.5 | 2114833.2 |
| 1311731.2 | 1490043.3 | 1591933.8 | 611.7 | 335476.6 | 415038.0 | 1726769.2 | 2114814.7 |
| 1307310.1 | 1486888.1 | 1590474.1 | 602.3 | 346365.8 | 433162.3 | 1740472.4 | 2127916.1 |
| 1305427.7 | 1489169.1 | 1593282.6 | 618.0 | 380011.7 | 452540.9 | 1757968.6 | 2144175.1 |
| 1308288.3 | 1487771.3 | 1590531.2 | 676.5 | 352790.3 | 443152.3 | 1751440.6 | 2139035.6 |
| 1325733.6 | 1504767.1 | 1608202.2 | 597.3 | 350346.9 | 437298.4 | 1763032.0 | 2149278.1 |
| 1343407.5 | 1523296.1 | 1622372.0 | 695.1 | 345601.8 | 435252.3 | 1778659.8 | 2163524.2 |
| 1363910.6 | 1548198.4 | 1645030.2 | 619.1 | 357612.3 | 448280.5 | 1812191.1 | 2196458.6 |
| 1379152.2 | 1563499.7 | 1663408.2 | 580.0 | 348268.7 | 440757.4 | 1819909.6 | 2203921.8 |
| 1395280.2 | 1594584.5 | 1697935.4 | 670.1 | 383585.2 | 491887.9 | 1887168.1 | 2273892.5 |
| 1415270.0 | 1606990.6 | 1705972.1 | 904.6 | 365659.6 | 458979.8 | 1874249.8 | 2261464.0 |
| 1431876.3 | 1617675.7 | 1720071.7 | 833.1 | 351208.6 | 444988.8 | 1876865.1 | 2264408.7 |
| 1437228.5 | 1623139.2 | 1727465.6 | 601.2 | 344233.9 | 440017.3 | 1877245.8 | 2264332.8 |
| 1443595.2 | 1636073.2 | 1741704.8 | 519.4 | 339958.4 | 438941.3 | 1882536.5 | 2268941.0 |
| 1450684.0 | 1640486.5 | 1743790.8 | 494.9 | 340370.2 | 438739.1 | 1889423.1 | 2275869.6 |
| 1457419.6 | 1653744.7 | 1760075.5 | 542.9 | 372315.6 | 451728.2 | 1909147.8 | 2294308.6 |
| 1459311.4 | 1645047.5 | 1748997.0 | 537.5 | 347365.7 | 443568.9 | 1902880.3 | 2287451.6 |
| 1471481.6 | 1661649.3 | 1765969.8 | 581.8 | 352858.3 | 448324.0 | 1919805.6 | 2303106.4 |
| 1481866.8 | 1675492.9 | 1779943.5 | 553.7 | 356789.2 | 455375.1 | 1937241.9 | 2319243.1 |

Note : 91 percent of savings deposits are included in time deposits with effect from July 2007

... = Not available

SELECTED ECONOMIC

(Money &

| End of Period | DMBs Advances | | | | Import & Inland Bills Purchased and Discounted | | | |
|----------------------------|---------------|----------------|------------------|---|--|---------------|----------------|--|
| | To Banks | To Public | To Private | Total Advances (excluding inter-bank) (18+19) | Inter Bank Bills | Public Bills | Private Bills | Total Bills (excluding inter-bank) (22+23) |
| | 17 | 18 | 19 | 20 | 21 | 22 | 23 | 24 |
| 2009-10 | 0.0 | 10726.3 | 253455.9 | 264182.2 | 0.0 | 3865.2 | 10202.4 | 14067.6 |
| 2010-11 | 0.0 | 13830.7 | 312803.5 | 326634.2 | 0.0 | 4371.9 | 16670.4 | 21042.3 |
| 2011-12 | 0.0 | 14190.3 | 373614.6 | 387804.9 | 0.0 | 2534.7 | 21317.5 | 23852.2 |
| 2012-13 | 0.0 | 10424.6 | 417890.5 | 428315.1 | 0.0 | 939.6 | 18961.2 | 19900.8 |
| 2013-14 | 0.0 | 12682.9 | 472716.8 | 485399.7 | 0.0 | 1119.4 | 18229.8 | 19349.2 |
| 2014-15 | 0.0 | 15343.1 | 537605.1 | 552948.2 | 0.0 | 1250.4 | 18779.3 | 20029.7 |
| 2015-16 | 0.0 | 14977.5 | 627918.2 | 642895.7 | 0.0 | 1589.0 | 22461.0 | 24050.0 |
| 2016-17 | 0.0 | 15533.2 | 728117.0 | 743650.2 | 0.0 | 1726.2 | 27218.5 | 28944.7 |
| 2017-18 | 0.0 | 18543.4 | 859131.1 | 877674.5 | 0.0 | 1666.1 | 26533.1 | 28199.2 |
| 2018-19 | 0.0 | 20919.7 | 959297.9 | 980217.6 | 0.0 | 1846.4 | 28721.3 | 30567.7 |
| 2019-20 | 0.0 | 25708.3 | 1050976.0 | 1076684.3 | 0.0 | 1921.3 | 22033.3 | 23954.6 |
| 2020-21 | 0.0 | 26917.4 | 1139574.1 | 1166491.5 | 0.0 | 1788.7 | 22235.9 | 24024.6 |
| 2021-22 | 0.0 | 38512.6 | 1286429.5 | 1324942.1 | 0.0 | 1884.6 | 32287.9 | 34172.5 |
| July | 0.0 | 27159.9 | 1135185.0 | 1162344.9 | 0.0 | 1759.7 | 24416.1 | 26175.8 |
| August | 0.0 | 27134.4 | 1141144.6 | 1168279.0 | 0.0 | 1727.9 | 25935.7 | 27663.6 |
| September | 0.0 | 27392.0 | 1156210.6 | 1183602.6 | 0.0 | 1662.3 | 27485.9 | 29148.2 |
| October | 0.0 | 28402.4 | 1164058.5 | 1192460.9 | 0.0 | 1671.1 | 28746.4 | 30417.5 |
| November | 0.0 | 30374.8 | 1175868.5 | 1206243.3 | 0.0 | 1767.9 | 30478.3 | 32246.2 |
| December | 0.0 | 33387.9 | 1202693.8 | 1236081.7 | 0.0 | 1790.4 | 29688.6 | 31479.0 |
| January | 0.0 | 35504.3 | 1202929.4 | 1238433.7 | 0.0 | 1817.6 | 32525.3 | 34342.9 |
| February | 0.0 | 34959.8 | 1215791.4 | 1250751.2 | 0.0 | 1895.5 | 32039.9 | 33935.4 |
| March | 0.0 | 35907.6 | 1227114.7 | 1263022.3 | 0.0 | 1903.6 | 33119.1 | 35022.7 |
| April | 0.0 | 36425.4 | 1243034.0 | 1279459.4 | 0.0 | 1920.9 | 34703.0 | 36623.9 |
| May | 0.0 | 38938.6 | 1257049.9 | 1295988.5 | 0.0 | 1950.6 | 34271.3 | 36221.9 |
| June | 0.0 | 38512.6 | 1286429.5 | 1324942.1 | 0.0 | 1884.6 | 32287.9 | 34172.5 |
| 2022-23^P | 0.0 | 51470.2 | 1421339.2 | 1472809.4 | 0.0 | 807.9 | 38453.0 | 39260.9 |
| July | 0.0 | 39456.8 | 1286995.8 | 1326452.6 | 0.0 | 1831.4 | 33092.0 | 34923.4 |
| August | 0.0 | 42550.3 | 1298346.0 | 1340896.3 | 0.0 | 1723.3 | 31292.0 | 33015.3 |
| September | 0.0 | 40984.4 | 1315814.4 | 1356798.8 | 0.0 | 1599.0 | 30782.0 | 32381.0 |
| October | 0.0 | 42682.5 | 1324983.7 | 1367666.2 | 0.0 | 1514.1 | 31165.1 | 32679.2 |
| November | 0.0 | 43316.6 | 1342392.8 | 1385709.4 | 0.0 | 1458.7 | 31098.6 | 32557.3 |
| December | 0.0 | 46764.0 | 1364888.0 | 1411652.0 | 0.0 | 1390.9 | 28153.6 | 29544.5 |
| January | 0.0 | 49214.6 | 1361291.3 | 1410505.9 | 0.0 | 1359.9 | 31186.6 | 32546.5 |
| February | 0.0 | 49210.5 | 1367393.3 | 1416603.8 | 0.0 | 1326.7 | 32932.3 | 34259.0 |
| March | 0.0 | 51076.7 | 1377660.4 | 1428737.1 | 0.0 | 1246.7 | 35028.8 | 36275.5 |
| April | 0.0 | 49765.8 | 1385547.3 | 1435313.1 | 0.0 | 1272.2 | 37476.7 | 38748.9 |
| May | 0.0 | 50430.4 | 1397397.7 | 1447828.1 | 0.0 | 1177.9 | 38294.7 | 39472.6 |
| June | 0.0 | 51470.2 | 1421339.2 | 1472809.4 | 0.0 | 807.9 | 38453.0 | 39260.9 |
| 2023-24^P | | | | | | | | |
| July | 0.0 | 53185.8 | 1413749.5 | 1466935.3 | 0.0 | 728.6 | 37189.6 | 37918.2 |
| August | 0.0 | 54113.9 | 1425067.5 | 1479181.4 | 0.0 | 654.0 | 34733.5 | 35387.5 |
| September | 0.0 | 55014.5 | 1443572.0 | 1498586.5 | 0.0 | 621.6 | 33309.8 | 33931.4 |
| October | 0.0 | 55295.0 | 1464945.1 | 1520240.1 | 0.0 | 598.8 | 26218.9 | 26817.7 |
| November | 0.0 | 56092.2 | 1480303.8 | 1536396.0 | 0.0 | 584.8 | 27640.4 | 28225.2 |
| December | 0.0 | 58498.4 | 1503198.2 | 1561696.6 | 0.0 | 566.8 | 30292.3 | 30859.1 |
| January | 0.0 | 55828.5 | 1500025.9 | 1555854.4 | 0.0 | 558.0 | 30946.0 | 31504.0 |
| February | 0.0 | 55807.7 | 1507467.7 | 1563275.4 | 0.0 | 535.3 | 32203.7 | 32739.0 |
| March | 0.0 | 56313.3 | 1527467.1 | 1583780.4 | 0.0 | 525.8 | 33867.1 | 34392.9 |

Note:

i) DMBs advances to public & private include balances with OFIs, NBDCs and money at call & short notice

INDICATORS

TABLE-IA (Contd.)

Banking)

(Taka in crore)

| DMBs Investment | | | | DMBs Credit (Advances + Bills + Investment) | | | |
|-----------------------|-----------------|----------------|---|--|----------------------|-----------------------|--|
| Inter Bank Investment | To Public | To Private | Total Investment (excluding inter-bank) (26+27) | To Banks (17+21+25) | To Public (18+22+26) | To Private (19+23+27) | Total Credit (excluding inter-bank) (20+24+28) |
| 25 | 26 | 27 | 28 | 29 | 30 | 31 | 32 |
| 2127.4 | 51891.3 | 4513.7 | 56405.0 | 2127.4 | 66482.8 | 268172.0 | 334654.8 |
| 3080.3 | 66704.0 | 8095.2 | 74799.2 | 3080.3 | 84906.6 | 337569.1 | 422475.7 |
| 5173.0 | 86057.1 | 9370.8 | 95427.9 | 5173.0 | 102782.1 | 404302.9 | 507085.0 |
| 6677.8 | 123736.6 | 11125.2 | 134861.8 | 6677.8 | 135100.8 | 447976.9 | 583077.7 |
| 7694.0 | 152996.8 | 12420.6 | 165417.4 | 7694.0 | 166799.1 | 503367.2 | 670166.3 |
| 7130.6 | 157018.4 | 13569.3 | 170587.7 | 7130.6 | 173611.9 | 569953.7 | 743565.6 |
| 8613.0 | 157964.3 | 15663.2 | 173627.5 | 8613.0 | 174530.8 | 666042.4 | 840573.2 |
| 14073.4 | 152329.7 | 15744.2 | 168073.9 | 14073.4 | 169589.1 | 771079.7 | 940668.8 |
| 17367.4 | 152836.8 | 16721.3 | 169558.1 | 17367.4 | 173046.3 | 902385.5 | 1075431.8 |
| 26155.9 | 171543.8 | 17447.1 | 188990.9 | 26155.9 | 194309.9 | 1005466.3 | 1199776.2 |
| 25407.3 | 232935.5 | 18916.0 | 251851.5 | 25407.3 | 260565.1 | 1091925.3 | 1352490.4 |
| 29531.4 | 299276.3 | 21206.9 | 320483.2 | 29531.4 | 327982.4 | 1183016.9 | 1510999.3 |
| 30832.0 | 334009.8 | 26582.3 | 360592.1 | 30832.0 | 374407.0 | 1345299.7 | 1719706.7 |
| 29438.1 | 311156.6 | 21588.1 | 332744.7 | 29438.1 | 340076.2 | 1181189.2 | 1521265.4 |
| 29125.1 | 314599.6 | 21431.9 | 336031.5 | 29125.1 | 343461.9 | 1188512.2 | 1531974.1 |
| 29644.0 | 316659.0 | 21196.3 | 337855.3 | 29644.0 | 345713.3 | 1204892.8 | 1550606.1 |
| 29563.2 | 319525.1 | 20969.8 | 340494.9 | 29563.2 | 349598.6 | 1213774.7 | 1563373.3 |
| 30365.5 | 320763.4 | 22178.6 | 342942.0 | 30365.5 | 352906.1 | 1228525.4 | 1581431.5 |
| 31563.9 | 333765.4 | 25167.8 | 358933.2 | 31563.9 | 368943.7 | 1257550.2 | 1626493.9 |
| 31135.6 | 329563.3 | 25069.2 | 354632.5 | 31135.6 | 366885.2 | 1260523.9 | 1627409.1 |
| 30964.7 | 328946.7 | 25258.0 | 354204.7 | 30964.7 | 365802.0 | 1273089.3 | 1638891.3 |
| 30946.2 | 324861.8 | 25420.5 | 350282.3 | 30946.2 | 362673.0 | 1285654.3 | 1648327.3 |
| 30835.1 | 324832.9 | 25995.9 | 350828.8 | 30835.1 | 363179.2 | 1303732.9 | 1666912.1 |
| 30747.5 | 325298.4 | 26321.2 | 351619.6 | 30747.5 | 366187.6 | 1317642.4 | 1683830.0 |
| 30832.0 | 334009.8 | 26582.3 | 360592.1 | 30832.0 | 374407.0 | 1345299.7 | 1719706.7 |
| 30458.2 | 329477.8 | 27112.7 | 356590.5 | 30458.2 | 381755.9 | 1486904.9 | 1868660.8 |
| 31031.0 | 330136.6 | 26541.0 | 356677.6 | 31031.0 | 371424.8 | 1346628.8 | 1718053.6 |
| 30666.1 | 322740.5 | 26850.9 | 349591.4 | 30666.1 | 367014.1 | 1356488.9 | 1723503.0 |
| 31087.4 | 318335.3 | 26797.9 | 345133.2 | 31087.4 | 360918.7 | 1373394.3 | 1734313.0 |
| 30824.5 | 318336.8 | 26851.8 | 345188.6 | 30824.5 | 362533.4 | 1383000.6 | 1745534.0 |
| 31305.7 | 309011.1 | 26945.9 | 335957.0 | 31305.7 | 353786.4 | 1400437.3 | 1754223.7 |
| 31581.9 | 290263.7 | 26834.2 | 317097.9 | 31581.9 | 338418.6 | 1419875.8 | 1758294.4 |
| 31426.0 | 296699.9 | 26992.5 | 323692.4 | 31426.0 | 347274.4 | 1419470.4 | 1766744.8 |
| 31313.2 | 302004.3 | 26812.4 | 328816.7 | 31313.2 | 352541.5 | 1427138.0 | 1779679.5 |
| 31289.3 | 307873.3 | 26925.9 | 334799.2 | 31289.3 | 360196.7 | 1439615.1 | 1799811.8 |
| 31246.3 | 311972.0 | 27010.0 | 338982.0 | 31246.3 | 363010.0 | 1450034.0 | 1813044.0 |
| 30710.4 | 324264.9 | 27100.6 | 351365.5 | 30710.4 | 375873.2 | 1462793.0 | 1838666.2 |
| 30458.2 | 329477.8 | 27112.7 | 356590.5 | 30458.2 | 381755.9 | 1486904.9 | 1868660.8 |
| 30135.9 | 335712.1 | 27197.6 | 362909.7 | 30135.9 | 389626.5 | 1478136.7 | 1867763.2 |
| 29797.5 | 343070.6 | 27913.6 | 370984.2 | 29797.5 | 397838.5 | 1487714.6 | 1885553.1 |
| 29760.2 | 340684.7 | 28423.5 | 369108.2 | 29760.2 | 396320.8 | 1505305.3 | 1901626.1 |
| 29449.2 | 341367.3 | 28952.6 | 370319.9 | 29449.2 | 397261.1 | 1520116.6 | 1917377.7 |
| 29263.1 | 330892.1 | 28793.9 | 359686.0 | 29263.1 | 387569.1 | 1536738.1 | 1924307.2 |
| 28238.6 | 327304.8 | 28789.4 | 356094.2 | 28238.6 | 386370.0 | 1562279.9 | 1948649.9 |
| 27919.6 | 343558.2 | 28663.0 | 372221.2 | 27919.6 | 399944.7 | 1559634.9 | 1959579.6 |
| 27808.3 | 358363.4 | 28819.8 | 387183.2 | 27808.3 | 414706.4 | 1568491.2 | 1983197.6 |
| 27816.0 | 364214.6 | 28665.8 | 392880.4 | 27816.0 | 421053.7 | 1590000.0 | 2011053.7 |

Note : Figures relating to Islamic Investment Bond are re-classified as claims on other public sector instead of other assets from October 2004 to December 2015 and again reclassified as claims on Govt. from January 2016 & onwards

SELECTED ECONOMIC

(Money &

| End of Period | DMBs Borrowings | | | | Deposit Liabilities | | |
|----------------------------|-----------------|-----------------|------------------|-----------------------------------|---|-----------------------------------|-----------------------------------|
| | From Government | From BB | From Inter-Banks | From Other Financial Institutions | DMBs Deposits (Excluding BSBL & Inter-Bank) | Short Term FC Deposit Liabilities | Total Deposit Liabilities (37+38) |
| | 33 | 34 | 35 | 36 | 37 | 38 | 39 |
| 2009-10 | 1749.5 | 5852.1 | 5087.3 | 1561.7 | 336869.7 | 3885.6 | 340755.3 |
| 2010-11 | 1959.3 | 17833.4 | 3960.3 | 2329.2 | 410470.7 | 5461.7 | 415932.4 |
| 2011-12 | 2320.0 | 21671.6 | 9197.0 | 3377.7 | 490038.8 | 7141.5 | 497180.3 |
| 2012-13 | 9784.5 | 9441.9 | 9640.8 | 147.0 | 572957.5 | 6509.0 | 579466.5 |
| 2013-14 | 5706.9 | 5526.6 | 9945.7 | 26.2 | 662559.3 | 6612.1 | 669171.4 |
| 2014-15 | 5604.1 | 4823.6 | 7890.2 | 217.9 | 746329.9 | 6653.4 | 752983.3 |
| 2015-16 | 5436.7 | 18388.4 | 12975.5 | 50.7 | 849617.2 | 6908.3 | 856525.5 |
| 2016-17 | 7470.4 | 24394.1 | 20759.3 | 62.9 | 942558.5 | 5784.1 | 948342.6 |
| 2017-18 | 9988.8 | 32329.9 | 25777.8 | 59.2 | 1044113.5 | 7577.6 | 1051691.1 |
| 2018-19 | 10348.2 | 35369.8 | 35152.7 | 146.6 | 1147338.7 | 7705.6 | 1155044.3 |
| 2019-20 | 13614.7 | 50299.7 | 35190.2 | 58.5 | 1269113.6 | 10934.2 | 1280047.8 |
| 2020-21 | 7539.0 | 73626.1 | 37421.1 | 75.3 | 1446984.1 | 9967.1 | 1456951.2 |
| 2021-22 | 7702.1 | 91659.8 | 42893.9 | 634.4 | 1580021.0 | 14605.0 | 1594626.0 |
| July | 7236.0 | 75326.1 | 39241.2 | 77.6 | 1445802.2 | 12396.5 | 1458198.7 |
| August | 7159.9 | 75291.1 | 39824.0 | 101.9 | 1462895.4 | 10566.8 | 1473462.2 |
| September | 7042.2 | 75296.9 | 39026.1 | 78.9 | 1472815.8 | 11710.4 | 1484526.2 |
| October | 7012.9 | 74952.2 | 40027.1 | 123.1 | 1485719.5 | 11572.0 | 1497291.5 |
| November | 7246.6 | 75363.1 | 37050.5 | 123.2 | 1492729.2 | 12256.2 | 1504985.4 |
| December | 8944.9 | 74935.0 | 36825.1 | 148.1 | 1515092.8 | 11745.1 | 1526837.9 |
| January | 8757.0 | 78639.9 | 40736.0 | 152.7 | 1509849.3 | 12698.7 | 1522548.0 |
| February | 8036.3 | 79918.6 | 41661.8 | 474.8 | 1515404.1 | 13305.3 | 1528709.4 |
| March | 7181.5 | 84572.4 | 40241.3 | 162.1 | 1522391.5 | 13324.2 | 1535715.7 |
| April | 8845.9 | 90699.8 | 39707.5 | 351.4 | 1531118.3 | 13964.2 | 1545082.5 |
| May | 8492.6 | 92503.5 | 40746.5 | 266.6 | 1542984.8 | 14808.8 | 1557793.6 |
| June | 7702.1 | 91659.8 | 42893.9 | 634.4 | 1580021.0 | 14605.0 | 1594626.0 |
| 2022-23^P | 9730.8 | 105117.8 | 44627.2 | 115.4 | 1697975.9 | 17873.2 | 1715849.1 |
| July | 6122.8 | 99775.9 | 39866.1 | 584.3 | 1570980.2 | 15707.8 | 1586688.0 |
| August | 6507.5 | 100956.6 | 40025.4 | 729.2 | 1570956.3 | 15024.5 | 1585980.8 |
| September | 7316.3 | 99274.6 | 41852.5 | 765.1 | 1584262.3 | 15315.6 | 1599577.9 |
| October | 7453.9 | 99403.0 | 41086.7 | 771.3 | 1591979.9 | 15989.6 | 1607969.5 |
| November | 10373.0 | 100332.0 | 39698.6 | 961.0 | 1590520.8 | 15986.7 | 1606507.5 |
| December | 10866.3 | 120447.6 | 38939.7 | 1157.2 | 1593327.9 | 16505.1 | 1609833.0 |
| January | 11294.1 | 108098.5 | 39970.6 | 523.0 | 1590582.1 | 16071.3 | 1606653.4 |
| February | 10998.3 | 107577.0 | 39987.7 | 343.3 | 1608253.7 | 16060.3 | 1624314.0 |
| March | 9834.3 | 112160.0 | 42137.3 | 287.9 | 1622422.2 | 16833.8 | 1639256.0 |
| April | 9233.1 | 106235.5 | 44019.4 | 402.1 | 1645080.4 | 17112.2 | 1662192.6 |
| May | 9040.4 | 106679.8 | 43161.7 | 173.8 | 1663452.8 | 17287.8 | 1680740.6 |
| June | 9730.8 | 105117.8 | 44627.2 | 115.4 | 1697975.9 | 17873.2 | 1715849.1 |
| 2023-24^P | | | | | | | |
| July | 9934.6 | 105839.4 | 42144.6 | 292.6 | 1706002.8 | 17061.4 | 1723064.2 |
| August | 10281.3 | 101843.2 | 39769.2 | 240.2 | 1720097.4 | 17471.2 | 1737568.6 |
| September | 9867.6 | 108285.8 | 38084.5 | 135.4 | 1727497.0 | 17115.1 | 1744612.1 |
| October | 10425.5 | 112420.3 | 36511.2 | 209.2 | 1741732.4 | 17248.1 | 1758980.5 |
| November | 11321.8 | 109362.1 | 37855.2 | 186.9 | 1743814.8 | 19593.2 | 1763408.0 |
| December | 12904.3 | 129649.6 | 36771.8 | 167.2 | 1760099.7 | 18604.3 | 1778704.0 |
| January | 13141.7 | 123514.6 | 36968.5 | 582.0 | 1749019.7 | 16784.5 | 1765804.2 |
| February | 13189.5 | 131770.7 | 36115.4 | 888.3 | 1765995.3 | 16674.9 | 1782670.2 |
| March | 13251.9 | 135771.9 | 35115.0 | 227.2 | 1779970.9 | 16156.8 | 1796127.7 |

INDICATORS

Banking)

TABLE-IA (Contd.)

(Taka in crore)

| Balances with BB ¹ | | | DMBs Total Assets/ Liabilities | Cash Base of the Economy (3+42) | Total Credit to Government (Gross) by the Banking System | | | | |
|-------------------------------------|---|-----------------|---|---|---|-----------------|---------------------|-----------------|---|
| Cash Reserve Require- ment | Excess Reserve ⁴ (42-40) | Total | | | BB | | DMBs | | Total Credit to Govt. ² (45+46+ 47+48) |
| | | | | | Loans & Advances ³ | Invest- ment | Advances & Bills | Invest- ment | |
| 40 | 41 | 42 | 43 | 44 | 45 | 46 | 47 | 48 | 49 |
| 18741.5 | 4726.5 | 23468.0 | 863330.4 | 81350.0 | 5.1 | 21788.2 | 3141.2 | 49111.5 | 74046.0 |
| 24955.9 | 4051.8 | 29007.7 | 1087850.3 | 89534.6 | 10732.9 | 20625.2 | 2591.0 | 63715.1 | 97664.2 |
| 29830.8 | 2831.5 | 32662.3 | 1296703.2 | 97558.8 | 9829.8 | 27482.1 | 3379.1 | 82057.9 | 122748.9 |
| 34768.0 | 2035.4 | 36803.4 | 1462258.7 | 112175.7 | 9204.5 | 21263.2 | 3720.1 | 123280.0 | 157467.8 |
| 43496.1 | 501.6 | 43997.7 | 1689948.5 | 129482.9 | 78.1 | 16886.2 | 2769.5 | 152495.4 | 172229.2 |
| 48943.9 | 895.0 | 49838.9 | 1962638.4 | 147992.8 | 2435.4 | 8796.4 | 3334.2 | 155768.7 | 170334.7 |
| 55674.2 | 4624.8 | 60299.0 | 2370730.1 | 192604.2 | 4000.0 | 15984.8 | 3911.6 | 156583.5 | 180479.9 |
| 61642.3 | 11090.4 | 72732.7 | 2223734.3 | 223997.9 | 3015.6 | 10964.5 | 3364.4 | 151102.3 | 168446.8 |
| 57843.0 | 22320.8 | 78041.9 | 2680520.5 | 232982.4 | 4000.0 | 17878.9 | 4818.0 | 151396.0 | 178092.9 |
| 63527.4 | 13942.6 | 74935.8 | 3029188.4 | 245322.9 | 1422.9 | 30233.0 | 4900.8 | 168433.9 | 204990.6 |
| 51201.9 | 26071.7 | 75765.0 | 3332696.5 | 283859.1 | 10631.0 | 36086.9 | 4710.3 | 229191.6 | 280619.8 |
| 58278.0 | 62314.3 | 120592.3 | 3842083.7 | 347480.6 | 4126.8 | 29712.3 | 5780.6 | 295402.2 | 335021.9 |
| 63785.0 | 26589.7 | 90374.7 | 4276170.7 | 346557.5 | 4853.7 | 53503.0 | 11175.3 | 329468.6 | 399000.6 |
| 58327.9 | 44579.5 | 102907.5 | 3877920.8 | 348979.3 | 4126.8 | 25725.3 | 5826.9 | 307282.5 | 342961.5 |
| 58938.5 | 32715.6 | 91654.1 | 3945983.1 | 325329.7 | 4126.8 | 24809.5 | 5856.1 | 310726.3 | 345518.7 |
| 59381.0 | 35757.5 | 95138.5 | 4005371.6 | 322810.2 | 4126.8 | 27992.6 | 5827.0 | 312553.3 | 350499.7 |
| 59891.7 | 33833.1 | 93724.7 | 4083549.8 | 319452.4 | 4126.8 | 28091.4 | 6542.3 | 314767.6 | 353528.1 |
| 60199.4 | 44770.4 | 104969.8 | 4148172.6 | 331986.9 | 4126.8 | 27907.3 | 6958.7 | 316133.0 | 355125.8 |
| 61073.5 | 32530.3 | 93603.8 | 3978771.9 | 323092.0 | 4126.8 | 27697.5 | 8513.2 | 329180.4 | 369517.9 |
| 60901.9 | 30405.2 | 91307.1 | 3968534.8 | 322705.1 | 4126.8 | 27671.9 | 9010.5 | 324975.5 | 365784.7 |
| 61148.4 | 27763.8 | 88912.2 | 4063379.5 | 321786.8 | 4126.8 | 27787.1 | 8954.9 | 324415.5 | 365284.3 |
| 61428.6 | 27257.1 | 88685.7 | 4092218.6 | 320609.5 | 4126.8 | 27480.6 | 10052.7 | 320330.0 | 361990.1 |
| 61803.3 | 21684.2 | 83487.5 | 4152103.2 | 339252.8 | 6016.5 | 31711.8 | 10466.7 | 320297.9 | 368492.9 |
| 62311.7 | 22630.2 | 84942.0 | 4197247.3 | 330277.4 | 4126.8 | 41614.7 | 11978.1 | 320759.0 | 378478.6 |
| 63785.0 | 26589.7 | 90374.7 | 4276170.7 | 346557.5 | 4853.7 | 53503.0 | 11175.3 | 329468.6 | 399000.6 |
| 68634.0 | 2330.7 | 70964.6 | 4601082.2 | 382912.4 | 24318.0 | 132269.8 | 15486.0 | 324998.7 | 497072.5 |
| 63467.5 | 16219.0 | 79686.5 | 4308514.4 | 344290.0 | 4126.8 | 62925.2 | 11119.8 | 325596.9 | 403768.7 |
| 63439.2 | 14330.5 | 77769.7 | 4347458.1 | 340682.7 | 4126.8 | 65225.5 | 13529.3 | 318294.4 | 401176.0 |
| 63983.1 | 13802.0 | 77785.2 | 4399584.1 | 339421.9 | 4787.5 | 70650.4 | 12590.9 | 313793.1 | 401821.9 |
| 64318.8 | 12464.8 | 76783.6 | 4440076.2 | 334856.8 | 10126.8 | 75928.4 | 13571.7 | 313801.2 | 413428.1 |
| 64260.3 | 6899.3 | 71159.6 | 4464599.6 | 345759.1 | 10126.8 | 80564.8 | 13510.5 | 304487.8 | 408689.9 |
| 64393.3 | 22632.5 | 87025.8 | 4219408.8 | 379389.3 | 9659.7 | 94469.5 | 14314.4 | 285740.3 | 404183.9 |
| 64266.1 | 701.7 | 64967.8 | 4236590.4 | 352111.1 | 4126.8 | 102814.6 | 15131.7 | 292193.6 | 414266.7 |
| 64972.6 | 2278.9 | 67251.5 | 4298076.6 | 349746.3 | 6516.1 | 107581.1 | 15567.1 | 297345.0 | 427009.3 |
| 65570.2 | 372.4 | 65942.6 | 4364604.8 | 344903.9 | 6516.1 | 110361.8 | 15918.4 | 303316.8 | 436113.1 |
| 66487.7 | -1146.3 | 65341.5 | 4425295.9 | 356989.8 | 13154.1 | 121876.4 | 15180.9 | 307440.5 | 457651.9 |
| 67229.6 | 452.3 | 67681.9 | 4501093.3 | 347683.4 | 6715.4 | 125694.9 | 15059.2 | 319748.9 | 467218.4 |
| 68634.0 | 2330.7 | 70964.6 | 4601082.2 | 382912.4 | 24318.0 | 132269.8 | 15486.0 | 324998.7 | 497072.5 |
| 68922.6 | 3296.3 | 72218.9 | 4647252.9 | 364752.9 | 11532.3 | 135413.4 | 17141.4 | 331234.2 | 495321.3 |
| 69502.7 | -1617.3 | 67885.4 | 4701903.1 | 350372.4 | 6516.1 | 139144.1 | 17537.5 | 338549.7 | 501747.4 |
| 69784.5 | -3468.1 | 66316.4 | 4750466.1 | 343629.2 | 5992.3 | 131691.7 | 17478.7 | 336174.6 | 491337.3 |
| 70359.2 | -3959.1 | 66400.1 | 4810087.6 | 339437.3 | 8528.7 | 118004.1 | 17537.9 | 336860.2 | 480930.9 |
| 70536.3 | -5173.8 | 65362.5 | 4865130.9 | 339873.7 | 19376.0 | 112034.5 | 17414.1 | 326435.7 | 475260.3 |
| 71148.2 | 20973.4 | 92121.5 | 4635167.9 | 371771.8 | 20149.8 | 105347.5 | 18706.7 | 322971.5 | 467175.5 |
| 70632.2 | -6296.7 | 64335.5 | 4646261.9 | 346825.6 | 21184.3 | 103203.8 | 16928.2 | 339448.5 | 480764.8 |
| 71306.8 | -3452.5 | 67854.3 | 4726438.1 | 352275.2 | 20425.6 | 101665.0 | 16955.9 | 354263.0 | 493309.5 |
| 71845.1 | -6800.0 | 65045.1 | 4821467.8 | 356234.4 | 30535.6 | 95919.4 | 17595.9 | 360126.8 | 504177.7 |

Note :

1. Balance with BB excludes FC clearing A/C

2. Total credit to government (gross) by the banking system equals to total claims on government (gross) excluding government

currency held in BB & counter entry for government currency 3. Amount in Government over-draft A/C. is included in loans & advances by Bangladesh Bank

4. Compilation procedure has been changed since Sep'17 & CRR rate has changed from April'20

SELECTED ECONOMIC

(Money &

| End of Period | Percentage change over end of the last June | | | | | Income Velocity of Money | Scheduled Bank Branches | | | | |
|----------------------------|---|-------------------------------|--------------------------|-----------------------|----------------------|--------------------------|-------------------------|-------------------|----------------|---------------|-----------------------------------|
| | Credit (Net) to Government | Credit to Other Public Sector | Credit to Private Sector | Total Domestic credit | Total Liquidity (M2) | | Group Bank Branches | | | | Total Bank Branches (56+57+58+59) |
| | | | | | | | State owned Banks | Specialised Banks | Private Banks | Foreign Banks | |
| | | | | | | | | | | | |
| 2009-10 | -6.52 | 20.77 | 24.24 | 17.89 | 22.44 | 2.20 | 3394 | 1366 | 2427 | 59 | 7246 |
| 2010-11 | 34.89 | 28.72 | 25.84 | 27.41 | 21.34 | 2.08 | 3414 | 1388 | 2847 | 63 | 7712 |
| 2011-12 | 25.15 | -5.01 | 19.72 | 19.53 | 17.39 | 2.04 | 3449 | 1417 | 3130 | 63 | 8059 |
| 2012-13 | 19.91 | 9.06 | 10.85 | 12.40 | 16.71 | 1.99 | 3499 | 1476 | 3386 | 66 | 8427 |
| 2013-14 | 6.72 | 34.71 | 12.27 | 11.57 | 15.46 | 1.92 | 3536 | 1496 | 3692 | 70 | 8794 |
| 2014-15 | -6.19 | 34.71 | 12.27 | 11.57 | 16.09 | 1.92 | 3669 | 1405 | 3982 | 75 | 9131 |
| 2015-16 | 3.59 | -3.71 | 16.78 | 14.22 | 16.35 | 2.27 | 3700 | 1407 | 4271 | 75 | 9453 |
| 2016-17 | -14.78 | 7.66 | 15.66 | 11.16 | 10.88 | 2.29 | 3713 | 1407 | 4529 | 71 | 9720 |
| 2017-18 | -2.51 | 11.11 | 16.94 | 14.71 | 9.24 | 2.38 | 3741 | 1411 | 4888 | 74 | 10114 |
| 2018-19 | 19.37 | 21.64 | 11.32 | 12.26 | 9.88 | 2.42 | 3759 | 1483 | 5094 | 68 | 10396 |
| 2019-20 | 55.51 | 25.09 | 8.61 | 13.58 | 12.64 | 2.31 | 3775 | 1483 | 5265 | 65 | 10588 |
| 2020-21 | 22.01 | 2.75 | 8.35 | 10.11 | 13.62 | 2.26 | 3801 | 1504 | 5421 | 67 | 10793 |
| 2021-22 | 28.18 | 23.92 | 13.66 | 16.10 | 9.43 | 2.33 | 3812 | 1519 | 5567 | 65 | 10963 |
| July | 3.67 | 0.40 | -0.16 | 0.44 | 1.10 | ... | 3801 | 1507 | 5422 | 67 | 10797 |
| August | 1.58 | 0.70 | 0.47 | 0.64 | 1.19 | ... | 3801 | 1507 | 5424 | 67 | 10799 |
| September | 2.95 | 2.06 | 1.84 | 2.01 | 1.60 | ... | 3801 | 1507 | 5428 | 67 | 10803 |
| October | 4.50 | 5.23 | 2.58 | 2.93 | 2.15 | ... | 3801 | 1507 | 5443 | 67 | 10818 |
| November | 8.62 | 10.21 | 3.82 | 4.69 | 2.63 | ... | 3801 | 1507 | 5467 | 67 | 10842 |
| December | 6.12 | 14.59 | 6.26 | 6.41 | 3.83 | ... | 3810 | 1512 | 5550 | 65 | 10937 |
| January | 5.00 | 21.19 | 6.51 | 6.58 | 3.41 | ... | 3810 | 1512 | 5550 | 65 | 10937 |
| February | 4.72 | 19.65 | 7.57 | 7.39 | 3.85 | ... | 3810 | 1512 | 5551 | 65 | 10938 |
| March | 6.55 | 19.19 | 8.63 | 8.53 | 4.42 | ... | 3812 | 1512 | 5553 | 65 | 10942 |
| April | 15.16 | 19.63 | 10.16 | 11.12 | 6.59 | ... | 3812 | 1512 | 5553 | 65 | 10942 |
| May | 13.64 | 22.86 | 11.32 | 11.92 | 6.52 | ... | 3812 | 1513 | 5560 | 65 | 10950 |
| June | 28.18 | 23.92 | 13.66 | 16.10 | 9.43 | ... | 3812 | 1519 | 5567 | 65 | 10963 |
| 2022-23^P | 36.65 | 22.29 | 10.57 | 15.25 | 10.48 | 2.35 | 3823.00 | 1523.00 | 5768.00 | 63.00 | 11177.00 |
| July | -0.55 | 2.52 | 0.10 | 0.04 | -0.01 | ... | 3812 | 1519 | 5569 | 63 | 10963 |
| August | 1.80 | 3.81 | 0.83 | 1.06 | 0.16 | ... | 3812 | 1519 | 5572 | 63 | 10966 |
| September | 3.24 | 2.60 | 2.09 | 2.29 | 0.86 | ... | 3812 | 1519 | 5580 | 63 | 10974 |
| October | 7.71 | 4.28 | 2.81 | 3.67 | 1.09 | ... | 3812 | 1519 | 5603 | 63 | 10997 |
| November | 5.62 | 5.99 | 4.11 | 4.40 | 1.89 | ... | 3812 | 1519 | 5631 | 63 | 11025 |
| December | 3.64 | 12.93 | 5.54 | 5.38 | 2.92 | ... | 3823 | 1523 | 5744 | 63 | 11153 |
| January | 7.16 | 17.11 | 5.53 | 6.07 | 2.54 | ... | 3823 | 1523 | 5748 | 63 | 11157 |
| February | 9.37 | 16.27 | 6.13 | 6.91 | 3.21 | ... | 3823 | 1523 | 5748 | 63 | 11157 |
| March | 14.56 | 19.86 | 7.07 | 8.63 | 4.13 | ... | 3825 | 1523 | 5754 | 63 | 11165 |
| April | 25.36 | 19.01 | 7.86 | 11.07 | 6.09 | ... | 3823 | 1523 | 5758 | 63 | 11167 |
| May | 27.49 | 20.84 | 8.81 | 12.25 | 6.54 | ... | 3823 | 1523 | 5767 | 63 | 11176 |
| June | 36.65 | 22.29 | 10.57 | 15.25 | 10.48 | ... | 3823 | 1523 | 5768 | 63 | 11177 |
| 2023-24^P | | | | | | | | | | | |
| July | 38.30 | 18.10 | 9.82 | 14.81 | 9.74 | ... | 3823 | 1541 | 5789 | 63 | 11216 |
| August | -1.41 | 0.59 | 0.07 | -0.22 | -0.55 | ... | 3824 | 1541 | 5790 | 63 | 11218 |
| September | -4.24 | 3.17 | 1.26 | 0.20 | -0.53 | ... | 3824 | 1541 | 5791 | 63 | 11219 |
| October | -4.91 | 3.61 | 2.35 | 0.92 | -0.25 | ... | 3824 | 1541 | 5794 | 63 | 11222 |
| November | -6.03 | 5.53 | 3.46 | 1.60 | 0.12 | ... | 3824 | 1541 | 5796 | 63 | 11224 |
| December | -9.21 | 8.26 | 5.11 | 2.31 | 1.16 | ... | 3834 | 1541 | 5845 | 63 | 11283 |
| January | -5.06 | 5.71 | 4.93 | 2.94 | 0.83 | ... | 3835 | 1541 | 5845 | 63 | 11284 |
| February | -2.03 | 5.55 | 5.53 | 4.01 | 1.73 | ... | 3835 | 1541 | 5849 | 63 | 11288 |
| March | 0.79 | 5.21 | 6.98 | 5.69 | 2.65 | ... | 3835 | 1541 | 5850 | 63 | 11289 |

INDICATORS

TABLE-IA (concl.)

Banking)

(Taka in crore)

| Rates, Ratios & Average | | | | | | | | | | |
|---|---|---|---|-------------|--|-------------|----------------|--|--------------|----------------|
| Ratio of DMBs Credit to Deposits (in percent) | Average Deposits per Scheduled Bank Branch (in crore) | Average Credit per Scheduled Bank Branch (in crore) | Ratio of Cash in hand and balances with the BB to Deposits (in percent) | Bank Rate | Rate of interest of Scheduled Banks (Weighted Average) | | | Rate of interest of NBFIs (Weighted Average) | | |
| | | | | | Deposits | Advances | Spread (67-66) | Deposits | Advances | Spread (70-69) |
| 61 | 62 | 63 | 64 | 65 | 66 | 67 | 68 | 69 | 70 | 71 |
| 99.34 | 46.49 | 46.18 | 10.45 | 5.00 | 6.01 | 11.31 | 5.30 | ... | ... | ... |
| 102.92 | 53.22 | 54.78 | 8.46 | 5.00 | 7.27 | 12.42 | 5.15 | ... | ... | ... |
| 103.48 | 60.81 | 62.92 | 7.99 | 5.00 | 8.15 | 13.75 | 5.60 | ... | ... | ... |
| 101.77 | 67.99 | 69.19 | 7.79 | 5.00 | 8.54 | 13.67 | 5.13 | 14.21 | 17.44 | 3.23 |
| 101.15 | 75.34 | 76.21 | 7.94 | 5.00 | 7.79 | 13.10 | 5.31 | 12.52 | 16.90 | 4.38 |
| 99.63 | 81.74 | 81.43 | 8.05 | 5.00 | 6.80 | 11.67 | 4.87 | 10.61 | 15.12 | 4.51 |
| 98.94 | 89.88 | 88.92 | 8.30 | 5.00 | 5.54 | 10.39 | 4.85 | 8.95 | 13.07 | 4.12 |
| 99.80 | 96.97 | 96.78 | 9.17 | 5.00 | 4.84 | 9.56 | 4.72 | 8.37 | 11.69 | 3.32 |
| 103.00 | 103.23 | 106.33 | 8.82 | 5.00 | 5.50 | 9.95 | 4.45 | 10.14 | 12.67 | 2.53 |
| 104.57 | 110.36 | 115.41 | 7.93 | 5.00 | 5.43 | 9.58 | 4.15 | 10.56 | 13.00 | 2.44 |
| 106.57 | 119.86 | 127.74 | 7.23 | 5.00 | 5.06 | 7.95 | 2.89 | 9.72 | 12.93 | 3.21 |
| 104.42 | 134.07 | 140.00 | 9.53 | 4.00 | 4.13 | 7.33 | 3.20 | 7.82 | 11.19 | 3.37 |
| 108.84 | 144.12 | 156.86 | 6.97 | 4.00 | 3.97 | 7.09 | 3.12 | 7.49 | 9.85 | 2.36 |
| 105.22 | 133.91 | 140.90 | 8.43 | 4.00 | 4.11 | 7.30 | 3.19 | 7.70 | 11.11 | 3.41 |
| 104.72 | 135.47 | 141.86 | 7.64 | 4.00 | 4.05 | 7.24 | 3.19 | 7.62 | 10.98 | 3.36 |
| 105.28 | 136.33 | 143.53 | 7.69 | 4.00 | 4.08 | 7.24 | 3.16 | 7.51 | 10.83 | 3.32 |
| 105.23 | 137.34 | 144.52 | 7.64 | 4.00 | 4.01 | 7.15 | 3.14 | 7.55 | 10.73 | 3.18 |
| 105.94 | 137.68 | 145.86 | 8.29 | 4.00 | 3.99 | 7.15 | 3.16 | 7.52 | 10.64 | 3.12 |
| 107.35 | 138.53 | 148.71 | 7.42 | 4.00 | 3.99 | 7.18 | 3.19 | 7.62 | 10.43 | 2.81 |
| 107.79 | 138.05 | 148.80 | 7.35 | 4.00 | 4.01 | 7.13 | 3.12 | 7.55 | 10.59 | 3.04 |
| 108.15 | 138.54 | 149.83 | 7.23 | 4.00 | 4.02 | 7.10 | 3.08 | 7.35 | 10.37 | 3.02 |
| 108.27 | 139.13 | 150.64 | 7.09 | 4.00 | 4.01 | 7.11 | 3.10 | 7.36 | 10.22 | 2.86 |
| 108.87 | 139.93 | 152.34 | 6.69 | 4.00 | 4.02 | 7.09 | 3.07 | 7.41 | 10.09 | 2.68 |
| 109.13 | 140.91 | 153.77 | 6.81 | 4.00 | 4.02 | 7.08 | 3.06 | 7.45 | 10.05 | 2.60 |
| 108.84 | 144.12 | 156.86 | 6.97 | 4.00 | 3.97 | 7.09 | 3.12 | 7.49 | 9.85 | 2.36 |
| 110.05 | 151.92 | 167.19 | 5.36 | 4.00 | 4.38 | 7.31 | 2.93 | 7.93 | 8.20 | 0.27 |
| 109.36 | 143.30 | 156.71 | 6.51 | 4.00 | 4.04 | 7.09 | 3.05 | 7.46 | 9.29 | 1.83 |
| 109.71 | 143.26 | 157.17 | 6.29 | 4.00 | 4.07 | 7.11 | 3.04 | 7.44 | 9.20 | 1.76 |
| 109.47 | 144.37 | 158.04 | 6.28 | 4.00 | 4.09 | 7.12 | 3.03 | 7.48 | 9.11 | 1.63 |
| 109.65 | 144.76 | 158.73 | 6.20 | 4.00 | 4.13 | 7.15 | 3.02 | 7.49 | 9.08 | 1.59 |
| 110.29 | 144.26 | 159.11 | 5.83 | 4.00 | 4.22 | 7.18 | 2.96 | 7.49 | 9.11 | 1.62 |
| 110.35 | 142.86 | 157.65 | 6.98 | 4.00 | 4.23 | 7.22 | 2.99 | 7.74 | 8.89 | 1.15 |
| 111.08 | 142.56 | 158.35 | 5.60 | 4.00 | 4.29 | 7.24 | 2.95 | 7.74 | 8.88 | 1.14 |
| 110.66 | 144.15 | 159.51 | 5.73 | 4.00 | 4.31 | 7.27 | 2.96 | 7.72 | 8.87 | 1.15 |
| 110.93 | 145.31 | 161.20 | 5.56 | 4.00 | 4.35 | 7.31 | 2.96 | 7.78 | 8.89 | 1.11 |
| 110.21 | 147.32 | 162.36 | 5.69 | 4.00 | 4.38 | 7.29 | 2.91 | 7.83 | 8.27 | 0.44 |
| 110.53 | 148.84 | 164.52 | 5.52 | 4.00 | 4.41 | 7.32 | 2.91 | 7.88 | 8.25 | 0.37 |
| 110.05 | 151.92 | 167.19 | 5.36 | 4.00 | 4.38 | 7.31 | 2.93 | 7.93 | 8.20 | 0.27 |
| 109.48 | 152.10 | 166.53 | 5.77 | 4.00 | 4.46 | 7.75 | 3.29 | 8.02 | 8.18 | 0.16 |
| 109.62 | 153.33 | 168.08 | 5.35 | 4.00 | 4.52 | 7.85 | 3.33 | 8.08 | 11.47 | 3.39 |
| 110.08 | 153.98 | 169.50 | 5.22 | 4.00 | 4.52 | 7.83 | 3.31 | 8.15 | 11.58 | 3.43 |
| 110.08 | 155.21 | 170.86 | 5.37 | 4.00 | 4.55 | 7.89 | 3.34 | 8.21 | 11.60 | 3.39 |
| 110.35 | 155.36 | 171.45 | 5.24 | 4.00 | 4.64 | 7.99 | 3.35 | 8.34 | 11.65 | 3.31 |
| 110.71 | 156.00 | 172.71 | 6.64 | 4.00 | 4.70 | 9.36 | 4.66 | 8.45 | 11.68 | 3.23 |
| 112.04 | 155.00 | 173.66 | 5.12 | 4.00 | 4.92 | 9.75 | 4.83 | 8.65 | 11.77 | 3.12 |
| 112.30 | 156.45 | 175.69 | 5.36 | 4.00 | 5.01 | 10.05 | 5.04 | 8.96 | 12.02 | 3.06 |
| 112.98 | 157.67 | 178.14 | 5.34 | 4.00 | 5.17 | 10.36 | 5.19 | 9.19 | 12.16 | 2.97 |

Note : 1. Weighted average rates of interest on scheduled banks deposits & advances have been introduced monthly basis instead of quarterly rates from July 2009 & onwards

2. Weighted average rates of interest on deposits & advances of 29 deposits taking Non Bank Financial Institutions (NBFIs) have been introduced from June 2013

Source : Statistics Department , Bangladesh Bank

SELECTED ECONOMIC
(Inflation, Production Index, Foreign Trade,

| Period | Rate of Inflation in Bangladesh Measured by Consumer Price Index (CPI) | | | | Index of Industrial Production | | | |
|----------------------------|--|---|---|---|--|--------------|---------------|------------------|
| | Point- to- Point (Base: 2021-22=100) | Point- to- Point (Base: 2005-06=100) | 12- Month Average (Base: 2021-22=100) | 12- Month Average (Base: 2005-06=100) | Index of Manufacturing, Mining & Electricity | | | |
| | | | | | Manufacturing | Mining | Electricity | Total Industries |
| 1 | 2 | 3 | 4 | 5 | 6 | 7 | 8 | |
| 2010-11 | ... | 11.14 | ... | ... | 157.89 | 135.24 | 120.79 | 154.58 |
| 2011-12 | ... | 5.54 | ... | ... | 174.92 | 142.36 | 129.05 | 171.21 |
| 2012-13 | ... | 8.05 | ... | 6.78 | 195.19 | 153.15 | 160.43 | 190.53 |
| 2013-14 | ... | 6.97 | ... | 7.35 | 213.22 | 157.18 | 177.20 | 207.83 |
| 2014-15 | ... | 6.25 | ... | 6.40 | 236.11 | 172.97 | 191.06 | 229.68 |
| 2015-16 | ... | 5.53 | ... | 5.92 | 100.00 | 100.00 | 100.00 | 100.00 |
| 2016-17 | ... | 5.94 | ... | 5.44 | 110.81 | 100.36 | 55.04 | 108.28 |
| 2017-18 | ... | 5.54 | ... | 5.78 | 126.75 | 99.92 | 123.56 | 125.90 |
| 2018-19 | ... | 5.52 | ... | 5.48 | 145.43 | 97.27 | 135.87 | 143.75 |
| 2019-20 | ... | 6.02 | ... | 5.65 | 147.10 | 90.62 | 139.64 | 145.28 |
| 2020-21 | ... | 5.64 | ... | 5.56 | 166.07 | 90.57 | 157.73 | 163.71 |
| 2021-22 | ... | 7.56 | ... | 6.15 | 185.83 | 84.49 | 162.67 | 182.18 |
| July | ... | 5.36 | ... | 5.54 | 163.01 | 80.46 | 174.04 | 161.24 |
| August | ... | 5.54 | ... | 5.53 | 165.96 | 80.42 | 173.43 | 164.13 |
| September | ... | 5.59 | ... | 5.50 | 181.80 | 84.68 | 174.42 | 178.90 |
| October | ... | 5.70 | ... | 5.44 | 183.04 | 87.68 | 174.35 | 180.13 |
| November | ... | 5.98 | ... | 5.48 | 183.55 | 86.73 | 128.17 | 178.72 |
| December | ... | 6.05 | ... | 5.54 | 199.94 | 88.30 | 119.07 | 193.68 |
| January | ... | 5.86 | ... | 5.62 | 203.59 | 87.84 | 126.63 | 197.38 |
| February | ... | 6.17 | ... | 5.69 | 186.49 | 76.98 | 120.51 | 180.89 |
| March | ... | 6.22 | ... | 5.75 | 193.68 | 89.55 | 167.87 | 189.85 |
| April | ... | 6.29 | ... | 5.81 | 191.05 | 84.43 | 182.42 | 187.85 |
| May | ... | 7.42 | ... | 5.99 | 173.76 | 78.49 | 176.06 | 171.30 |
| June | ... | 7.56 | ... | 6.15 | 204.09 | 82.28 | 176.42 | 199.71 |
| 2022-23^P | 9.74 | ... | 9.02 | ... | 201.69 | 89.63 | 169.90 | 197.39 |
| July | ... | 7.48 | ... | 6.33 | 178.13 | 80.43 | 198.40 | 176.33 |
| August | ... | 9.52 | ... | 6.66 | 187.77 | 87.37 | 202.37 | 185.67 |
| September | ... | 9.10 | ... | 6.96 | 179.73 | 85.98 | 197.24 | 177.92 |
| October | ... | 8.91 | ... | 7.23 | 190.53 | 86.08 | 173.34 | 187.03 |
| November | ... | 8.85 | ... | 7.48 | 210.96 | 84.75 | 147.70 | 205.02 |
| December | ... | 8.71 | ... | 7.70 | 226.02 | 85.98 | 137.56 | 218.70 |
| January | ... | 8.57 | ... | 7.92 | 222.56 | 100.99 | 140.91 | 216.01 |
| February | ... | 9.33 | ... | 8.14 | 202.54 | 101.00 | 139.63 | 197.28 |
| March | ... | 8.78 | ... | 8.39 | 204.56 | 101.00 | 174.57 | 200.58 |
| April | 9.24 | ... | 8.64 | ... | 195.32 | 101.12 | 192.47 | 192.68 |
| May | 9.94 | ... | 8.84 | ... | 195.17 | 79.02 | 193.65 | 191.99 |
| June | 9.74 | ... | 9.02 | ... | 217.57 | 81.96 | 140.91 | 210.84 |
| 2023-24^P | | | | | | | | |
| July | 9.69 | ... | 9.20 | ... | 203.39 | 79.68 | 215.84 | 199.89 |
| August | 9.92 | ... | 9.24 | ... | 206.21 | 79.68 | 215.17 | 202.87 |
| September | 9.63 | ... | 9.29 | ... | 199.70 | 81.43 | 210.79 | 196.99 |
| October | 9.93 | ... | 9.37 | ... | 191.02 | 75.16 | 197.07 | 188.16 |
| November | 9.49 | ... | 9.42 | ... | 209.40 | 76.38 | 158.39 | 203.78 |
| December | 9.41 | ... | 9.48 | ... | 223.60 | 71.98 | 145.08 | 216.37 |
| January | 9.86 | ... | 9.59 | ... | 233.40 | 81.03 | 150.10 | 225.95 |
| February | 9.67 | ... | 9.66 | ... | 216.22 | 79.25 | 132.54 | 209.17 |
| March | 9.81 | ... | 9.69 | ... | ... | ... | ... | ... |
| April | 9.74 | ... | 9.73 | ... | ... | ... | ... | ... |

Note : 1. Point- to- point changes in CPI indicate the changes over the corresponding month of the previous
2. 12- month average changes in CPI indicate the average change of the last 12- month over the corresponding previous 12- month
3. Rate of inflation (Base: 2005-06) data discontinued from April 2023 due to dropping of BBS data

...= Not available

Source : Bangladesh Bureau of Statistics

P=Provisional

INDICATORS

TABLE-IB

Forex Reserves & Exchange Rate)

| Foreign Trade (Million US \$) | | Foreign Exchange Reserves | | Weighted Average Exchange Rate | | Period |
|-----------------------------------|-----------------|---------------------------|--|--------------------------------|-----------------|----------------------------|
| Foreign Trade (during the period) | | (Million US \$) | | Tk/US Dollar | | |
| Exports (fob) | Import Payments | Foreign Exchange Reserves | Foreign Exchange Reserves (as per BPM6) | Period Average | End Period | |
| 9 | 10 | 11 | 12 | 13 | 14 | |
| 22928.2 | 33657.6 | 10485.2 | ... | 71.2164 | 74.1493 | 2010-11 |
| 24302.0 | 35516.3 | 10365.2 | ... | 79.2102 | 81.8158 | 2011-12 |
| 27027.5 | 34083.6 | 15318.3 | ... | 79.9359 | 77.7593 | 2012-13 |
| 30186.6 | 40731.9 | 21508.9 | ... | 77.7200 | 77.6300 | 2013-14 |
| 31209.0 | 40579.3 | 25026.1 | ... | 77.6750 | 77.8004 | 2014-15 |
| 34257.2 | 40097.5 | 30355.6 | ... | 78.2686 | 78.4000 | 2015-16 |
| 34655.9 | 43540.8 | 33679.4 | ... | 79.1330 | 80.5988 | 2016-17 |
| 36668.2 | 52939.6 | 32943.5 | ... | 82.1077 | 83.7022 | 2017-18 |
| 40535.0 | 56060.8 | 32716.5 | ... | 84.0208 | 84.5000 | 2018-19 |
| 33674.1 | 48699.9 | 36037.0 | ... | 84.7811 | 84.9000 | 2019-20 |
| 38758.3 | 54402.6 | 46391.4 | ... | 84.8063 | 84.8146 | 2020-21 |
| 52082.7 | 78949.7 | 41826.7 | ... | 86.3927 | 93.4500 | 2021-22 |
| 3473.4 | 4458.5 | 45842.2 | ... | 84.8032 | 84.8061 | July |
| 3383.1 | 5582.1 | 48060.0 | ... | 84.9691 | 85.2000 | August |
| 4165.5 | 6812.1 | 46199.8 | ... | 85.2645 | 85.5000 | September |
| 4727.5 | 6005.1 | 46459.3 | ... | 85.6107 | 85.6667 | October |
| 4041.4 | 6736.9 | 44881.1 | ... | 85.7747 | 85.8000 | November |
| 4907.7 | 7499.4 | 46153.9 | ... | 85.8000 | 85.8000 | December |
| 4850.4 | 6670.4 | 44951.2 | ... | 85.9545 | 86.0000 | January |
| 4294.5 | 6387.6 | 45947.8 | ... | 86.0000 | 86.0000 | February |
| 4762.2 | 7527.2 | 44146.8 | ... | 86.0636 | 86.2000 | March |
| 4738.7 | 6839.5 | 44017.6 | ... | 86.2374 | 86.4500 | April |
| 3830.3 | 6775.1 | 42202.0 | ... | 87.3417 | 89.0000 | May |
| 4908.0 | 7655.8 | 41826.7 | ... | 92.1358 | 93.4500 | June |
| 55558.8 | 68600.8 | 31203.0 | 24753.9 | 99.4226 | 106.0000 | 2022-23^P |
| 3984.8 | 7116.8 | 39599.9 | ... | 93.9568 | 94.7000 | July |
| 4607.0 | 7251.4 | 39065.8 | ... | 94.9000 | 95.0000 | August |
| 3905.1 | 6554.3 | 36476.4 | ... | 95.6190 | 96.0000 | September |
| 4356.6 | 6431.8 | 35808.7 | ... | 96.6500 | 97.0000 | October |
| 5092.6 | 5904.2 | 33786.3 | ... | 97.6364 | 98.0000 | November |
| 5365.2 | 5294.3 | 33747.7 | ... | 98.8571 | 99.0000 | December |
| 5136.2 | 5455.5 | 32222.6 | ... | 99.8696 | 100.0000 | January |
| 4630.2 | 4428.1 | 32267.0 | ... | 100.9474 | 101.0000 | February |
| 4643.9 | 5317.0 | 31142.7 | ... | 101.9500 | 102.0000 | March |
| 3956.0 | 4701.4 | 30965.3 | ... | 102.8889 | 103.0000 | April |
| 4849.6 | 5628.8 | 29873.9 | ... | 104.4286 | 104.5000 | May |
| 5031.5 | 4517.2 | 31203.0 | 24753.9 | 105.9167 | 106.0000 | June |
| | | | | | | 2023-24^P |
| 4592.9 | 5865.2 | 29732.1 | 23374.3 | 108.7400 | 109.0000 | July |
| 4782.2 | 5387.2 | 29260.7 | 23255.1 | 109.4340 | 109.5000 | August |
| 4310.3 | 4439.9 | 26911.0 | 21059.8 | 109.9814 | 110.1809 | September |
| 3762.0 | 5344.6 | 26481.0 | 20710.2 | 110.4798 | 110.5000 | October |
| 4784.8 | 5666.6 | 24894.6 | 19300.6 | 110.8623 | 110.5000 | November |
| 5308.1 | 4953.4 | 27130.0 | 21867.6 | 110.1500 | 110.0000 | December |
| 5724.3 | 5635.1 | 25111.9 | 19963.5 | 110.0000 | 110.0000 | January |
| 5187.5 | 4477.0 | 25966.6 | 20780.0 | 110.0000 | 110.0000 | February |
| 5102.6 | 5061.5 | 25231.7 | 19913.0 | 110.0000 | 110.0000 | March |
| 3917.0 | ... | 25365.2 | 19975.8 | 110.0000 | 110.0000 | April |

- Note :
1. Export figures include that of EPZ
 2. Weighted average exchange rate represents the inter-bank exchange rate
 3. Export data are shipment based & Import data are on C&F/CIF basis upto June 2014 and fob basis from July 2014 & onwards
 4. IMF Reserve Position amount is included in Foreign Exchange Reserve from April ,2018 & onward
 - 5.Foreign Exchange Reserves represents Total International Reserves of the country

- Source :
1. Export Promotion Bureau (EPB) for export data
 2. Statistics Department, Bangladesh Bank for import data
 3. Accounts and Budgeting Department, Bangladesh Bank for foreign exchange reserves

MONETARY

| End of Period | Net Foreign Assets | | | Domestic | | | |
|----------------------------|--------------------|----------------|-----------------|------------------|-----------------|--------------------------|---------------|
| | BB | DMBs | Total (1+2) | Public | | | |
| | | | | Government (Net) | | | Other |
| | | | | BB | DMBs | Total ¹ (4+5) | BB |
| | 1 | 2 | 3 | 4 | 5 | 6 | 7 |
| 2009-10 | 61181.0 | 5868.8 | 67049.8 | 21471.2 | 32781.7 | 54252.9 | 830.7 |
| 2010-11 | 61342.1 | 9231.3 | 70573.4 | 31710.5 | 41517.4 | 73227.9 | 776.7 |
| 2011-12 | 68930.1 | 9888.6 | 78818.7 | 37854.9 | 53873.9 | 91728.9 | 1181.9 |
| 2012-13 | 103246.0 | 10004.2 | 113250.2 | 27069.0 | 83055.6 | 110124.6 | 1354.5 |
| 2013-14 | 147496.6 | 12560.0 | 160056.6 | 3840.6 | 113688.8 | 117529.4 | 1202.7 |
| 2014-15 | 177401.3 | 11827.5 | 189228.8 | 810.5 | 109446.8 | 110257.3 | 2160.8 |
| 2015-16 | 218904.1 | 14231.5 | 233135.6 | 13373.7 | 100845.9 | 114219.6 | 2015.5 |
| 2016-17 | 252027.0 | 14670.0 | 266697.0 | 12977.7 | 84355.8 | 97333.5 | 2157.8 |
| 2017-18 | 253509.8 | 11164.6 | 264674.4 | 22572.2 | 72322.7 | 94894.9 | 2367.8 |
| 2018-19 | 257195.4 | 15204.1 | 272399.5 | 31189.0 | 82084.4 | 113273.4 | 2380.4 |
| 2019-20 | 290174.9 | 11295.3 | 301470.2 | 37114.9 | 139033.6 | 176148.5 | 2551.9 |
| 2020-21 | 366917.3 | 15420.2 | 382337.5 | 17285.5 | 203740.4 | 221025.9 | 3218.1 |
| 2021-22 | 347757.7 | 16541.1 | 364298.8 | 54930.0 | 228384.5 | 283314.5 | 3435.6 |
| July | 369407.2 | 14441.4 | 383848.6 | 12440.4 | 216694.5 | 229134.9 | 3170.3 |
| August | 370193.5 | 17245.1 | 387438.6 | 6278.9 | 218233.4 | 224512.3 | 3347.7 |
| September | 361730.3 | 15858.6 | 377588.9 | 7273.4 | 220271.5 | 227544.9 | 3303.2 |
| October | 358585.9 | 18278.8 | 376864.7 | 8393.7 | 222587.8 | 230981.5 | 3298.4 |
| November | 352218.6 | 13243.3 | 365461.9 | 17488.1 | 222594.1 | 240082.2 | 3267.9 |
| December | 354607.3 | 14548.0 | 369155.3 | 5463.5 | 229080.6 | 234544.1 | 3146.3 |
| January | 351964.2 | 13279.7 | 365243.9 | 9036.5 | 223039.5 | 232076.0 | 3478.9 |
| February | 351813.1 | 10853.3 | 362666.4 | 8058.5 | 223409.1 | 231467.6 | 3485.2 |
| March | 344756.0 | 11645.3 | 356401.3 | 12804.3 | 222689.2 | 235493.5 | 3488.5 |
| April | 337440.8 | 13395.8 | 350836.6 | 32555.3 | 221973.9 | 254529.2 | 3494.9 |
| May | 343397.9 | 11397.9 | 354795.8 | 28363.5 | 222820.9 | 251184.4 | 3429.6 |
| June | 347757.7 | 16541.1 | 364298.8 | 54930.0 | 228384.5 | 283314.5 | 3435.6 |
| 2022-23^P | 287497.5 | 29230.8 | 316728.3 | 157411.9 | 229938.0 | 387349.9 | 3893.4 |
| July | 341807.3 | 15759.5 | 357566.8 | 52719.2 | 229042.5 | 281761.7 | 3428.2 |
| August | 323765.9 | 16646.2 | 340412.1 | 61832.1 | 226595.3 | 288427.4 | 3426.3 |
| September | 319037.1 | 16403.7 | 335440.8 | 71663.4 | 220828.7 | 292492.1 | 3632.8 |
| October | 309740.2 | 16736.2 | 326476.4 | 83478.7 | 221666.6 | 305145.3 | 3631.7 |
| November | 300465.4 | 18595.5 | 319060.9 | 91786.4 | 207446.3 | 299232.7 | 3638.6 |
| December | 297498.1 | 21899.0 | 319397.1 | 105344.2 | 188275.2 | 293619.4 | 3645.5 |
| January | 290992.7 | 23312.5 | 314305.2 | 107439.6 | 196149.5 | 303589.1 | 3614.9 |
| February | 285063.4 | 27639.3 | 312702.7 | 108685.3 | 201181.1 | 309866.4 | 3620.2 |
| March | 282017.7 | 27064.8 | 309082.5 | 111798.3 | 212763.6 | 324561.9 | 3625.7 |
| April | 275843.6 | 28367.0 | 304210.6 | 136213.9 | 218943.8 | 355157.7 | 3882.7 |
| May | 275075.4 | 25521.6 | 300597.0 | 132882.4 | 228303.7 | 361186.1 | 3886.5 |
| June | 287497.5 | 29230.8 | 316728.3 | 157411.9 | 229938.0 | 387349.9 | 3893.4 |
| 2023-24^P | | | | | | | |
| July | 284091.0 | 35034.6 | 319125.6 | 147689.0 | 241998.3 | 389687.3 | 3786.5 |
| August | 272944.3 | 33275.2 | 306219.5 | 135934.2 | 245945.5 | 381879.7 | 3680.1 |
| September | 258977.5 | 34340.5 | 293318.0 | 129039.7 | 241881.2 | 370920.9 | 3928.4 |
| October | 248074.3 | 33027.0 | 281101.3 | 127546.1 | 240770.8 | 368316.9 | 3934.3 |
| November | 235600.5 | 30070.8 | 265671.3 | 132232.7 | 231759.7 | 363992.4 | 3943.0 |
| December | 248198.9 | 29264.9 | 277463.8 | 126706.8 | 224951.6 | 351658.4 | 4201.9 |
| January | 232550.2 | 34239.0 | 266789.2 | 125862.2 | 241881.4 | 367743.6 | 4173.6 |
| February | 229743.6 | 32834.7 | 262578.3 | 123109.8 | 256392.6 | 379502.4 | 4182.5 |
| March | 226890.9 | 32545.0 | 259435.9 | 127810.1 | 262591.3 | 390401.4 | 4186.8 |

Note : 1.Total credit to government (net) by the banking system equals to total claims on government (gross) excluding government deposits held in the banking system (BB & DMBs)

P=Provisional

SURVEY (M2)

TABLE-IIA

(Taka in crore)

| Credit | | | | Net Other Assets | Net Domestic Assets (11+12) | Broad Money (M2) (3+13) | End of Period |
|----------------|----------------|------------------|--------------------------------|------------------|-----------------------------|-------------------------|----------------------------|
| Sector | | Private Sector | Total Domestic Credit (6+9+10) | | | | |
| Public Sector | | | | | | | |
| DMBs | Total (7+8) | | | | | | |
| 8 | 9 | 10 | 11 | 12 | 13 | 14 | |
| 11983.2 | 12813.9 | 270760.8 | 337827.6 | -41846.0 | 295981.6 | 363031.2 | 2009-10 |
| 16175.7 | 16952.4 | 340712.7 | 430893.0 | -60946.4 | 369946.5 | 440519.9 | 2010-11 |
| 14160.2 | 15342.1 | 407901.6 | 514972.6 | -76681.7 | 438290.8 | 517109.5 | 2011-12 |
| 8100.8 | 9455.3 | 452157.2 | 571737.1 | -81481.7 | 490255.4 | 603505.6 | 2012-13 |
| 11534.2 | 12736.9 | 507639.9 | 637906.2 | -97339.3 | 540566.9 | 700623.5 | 2013-14 |
| 14509.0 | 16669.8 | 574599.4 | 701526.5 | -103141.2 | 598385.3 | 787614.1 | 2014-15 |
| 14035.6 | 16051.1 | 671009.3 | 801280.0 | -118037.8 | 683242.2 | 916377.8 | 2015-16 |
| 15122.4 | 17280.2 | 776056.5 | 890670.2 | -141291.1 | 749379.1 | 1016076.1 | 2016-17 |
| 16832.3 | 19200.1 | 907531.6 | 1021626.6 | -176320.0 | 845306.6 | 1109981.0 | 2017-18 |
| 20975.2 | 23355.6 | 1010255.7 | 1146884.7 | -199672.7 | 947212.0 | 1219611.5 | 2018-19 |
| 26663.2 | 29215.1 | 1097271.0 | 1302634.6 | -230369.8 | 1072264.8 | 1373735.0 | 2019-20 |
| 26799.7 | 30017.8 | 1188855.4 | 1439899.1 | -261341.3 | 1178557.8 | 1560895.3 | 2020-21 |
| 33763.3 | 37198.9 | 1351235.5 | 1671748.9 | -327925.4 | 1343823.5 | 1708122.3 | 2021-22 |
| 26966.8 | 30137.1 | 1187010.6 | 1446282.6 | -252085.2 | 1194197.4 | 1578046.0 | July |
| 26879.6 | 30227.3 | 1194391.4 | 1449131.0 | -257026.7 | 1192104.3 | 1579542.9 | August |
| 27333.0 | 30636.2 | 1210722.1 | 1468903.2 | -260675.2 | 1208228.0 | 1585816.9 | September |
| 28288.7 | 31587.1 | 1219536.8 | 1482105.4 | -264509.7 | 1217595.7 | 1594460.4 | October |
| 29814.4 | 33082.3 | 1234245.7 | 1507410.2 | -270339.8 | 1237070.4 | 1602532.3 | November |
| 31250.1 | 34396.4 | 1263247.5 | 1532188.0 | -280708.3 | 1251479.7 | 1620635.0 | December |
| 32899.2 | 36378.1 | 1266257.4 | 1534711.5 | -285835.1 | 1248876.4 | 1614120.3 | January |
| 32431.7 | 35916.9 | 1278855.9 | 1546240.4 | -287970.1 | 1258270.3 | 1620936.7 | February |
| 32290.3 | 35778.8 | 1291438.6 | 1562710.9 | -289205.9 | 1273505.0 | 1629906.3 | March |
| 32414.6 | 35909.5 | 1309630.8 | 1600069.5 | -287201.4 | 1312868.1 | 1663704.7 | April |
| 33450.5 | 36880.1 | 1323482.4 | 1611546.9 | -303705.6 | 1307841.3 | 1662637.1 | May |
| 33763.3 | 37198.9 | 1351235.5 | 1671748.9 | -327925.4 | 1343823.5 | 1708122.3 | June |
| 41271.3 | 45164.7 | 1494254.6 | 1926769.2 | -356329.4 | 1570439.8 | 1887168.1 | 2022-23^P |
| 34708.0 | 38136.2 | 1352566.4 | 1672464.3 | -322100.7 | 1350363.6 | 1707930.4 | July |
| 35190.4 | 38616.7 | 1362477.9 | 1689522.0 | -319120.0 | 1370402.0 | 1710814.1 | August |
| 34534.7 | 38167.5 | 1379413.2 | 1710072.8 | -322686.1 | 1387386.7 | 1722827.5 | September |
| 35160.5 | 38792.2 | 1389148.4 | 1733085.9 | -332793.1 | 1400292.8 | 1726769.2 | October |
| 35788.1 | 39426.7 | 1406714.5 | 1745373.9 | -323962.4 | 1421411.5 | 1740472.4 | November |
| 38363.9 | 42009.4 | 1426133.6 | 1761762.4 | -323190.9 | 1438571.5 | 1757968.6 | December |
| 39949.1 | 43564.0 | 1426026.2 | 1773179.3 | -336043.9 | 1437135.4 | 1751440.6 | January |
| 39629.4 | 43249.6 | 1434069.3 | 1787185.3 | -336856.0 | 1450329.3 | 1763032.0 | February |
| 40961.4 | 44587.1 | 1446808.3 | 1815957.3 | -346380.0 | 1469577.3 | 1778659.8 | March |
| 40388.7 | 44271.4 | 1457399.5 | 1856828.6 | -348848.1 | 1507980.5 | 1812191.1 | April |
| 41065.2 | 44951.7 | 1470323.6 | 1876461.4 | -357148.8 | 1519312.6 | 1819909.6 | May |
| 41271.3 | 45164.7 | 1494254.6 | 1926769.2 | -356329.4 | 1570439.8 | 1887168.1 | June |
| | | | | | | | 2023-24^P |
| 41250.9 | 45037.4 | 1485445.4 | 1920170.1 | -365045.9 | 1555124.2 | 1874249.8 | July |
| 41751.3 | 45431.4 | 1495256.7 | 1922567.8 | -351922.2 | 1570645.6 | 1876865.1 | August |
| 42667.5 | 46595.9 | 1513054.0 | 1930570.8 | -346643.0 | 1583927.8 | 1877245.8 | September |
| 42863.0 | 46797.3 | 1529319.8 | 1944434.0 | -342998.8 | 1601435.2 | 1882536.5 | October |
| 43719.3 | 47662.3 | 1545941.2 | 1957595.9 | -333844.1 | 1623751.8 | 1889423.1 | November |
| 44691.6 | 48893.5 | 1570670.4 | 1971222.3 | -339538.3 | 1631684.0 | 1909147.8 | December |
| 43567.9 | 47741.5 | 1567943.2 | 1983428.3 | -347337.2 | 1636091.1 | 1902880.3 | January |
| 43487.4 | 47669.9 | 1576936.5 | 2004108.8 | -346881.5 | 1657227.3 | 1919805.6 | February |
| 43330.9 | 47517.7 | 1598529.8 | 2036448.9 | -358642.9 | 1677806.0 | 1937241.9 | March |

Note : Figures relating to Islamic Investment Bond is re-classified as claims on other public sector instead of other assets from October 2004 to December 2015 and again reclassified as claims on Govt. from January 2016 & onwards

Source : Statistics Department, Bangladesh Bank

CLAIMS ON RESIDENT SECTORS

| End of Period | Government (Net) | Local Authorities | Other Financial Corporation & NBDCs | | |
|----------------------------|------------------|-------------------|-------------------------------------|----------------|----------------|
| | | | Public | Private | Total |
| | 1 | 2 | 3 | 4 | 5= (3+4) |
| 2009-10 | 54252.9 | 12.3 | 1765.4 | 9474.8 | 11240.2 |
| 2010-11 | 73227.9 | 9.4 | 2162.1 | 9681.3 | 11843.4 |
| 2011-12 | 91728.8 | 5.8 | 2558.6 | 11158.6 | 13717.2 |
| 2012-13 | 110124.6 | 2.3 | 3509.3 | 14227.8 | 17737.1 |
| 2013-14 | 117529.4 | 0.0 | 5279.8 | 17064.3 | 22344.1 |
| 2014-15 | 110257.3 | 0.0 | 5366.6 | 21902.2 | 27268.8 |
| 2015-16 | 114219.6 | 0.0 | 6923.8 | 26923.7 | 33847.5 |
| 2016-17 | 97333.5 | 0.0 | 8161.5 | 33950.3 | 42111.8 |
| 2017-18 | 94894.9 | 0.0 | 8638.8 | 43216.2 | 51875.3 |
| 2018-19 | 113273.4 | 0.0 | 10941.8 | 44526.6 | 55468.4 |
| 2019-20 | 181150.7 | 0.0 | 11420.7 | 43383.4 | 54804.1 |
| 2020-21 | 221024.9 | 0.0 | 11686.7 | 44685.5 | 56372.2 |
| 2021-22 | 283314.5 | 0.0 | 11888.3 | 46525.1 | 58413.4 |
| July | 229134.9 | 0.0 | 11579.5 | 42955.0 | 54534.5 |
| August | 224512.3 | 0.0 | 11311.2 | 41759.1 | 53070.3 |
| September | 227544.9 | 0.0 | 10935.9 | 42673.7 | 53609.5 |
| October | 230981.5 | 0.0 | 11368.4 | 41950.4 | 53318.8 |
| November | 240082.2 | 0.0 | 11335.7 | 42605.1 | 53940.8 |
| December | 234544.1 | 0.0 | 11143.7 | 45936.6 | 57080.3 |
| January | 232076.0 | 0.0 | 11495.2 | 45279.2 | 56774.3 |
| February | 231467.6 | 0.0 | 11493.3 | 45473.3 | 56966.6 |
| March | 235493.5 | 0.0 | 11534.5 | 46444.1 | 57978.6 |
| April | 254529.2 | 0.0 | 11501.3 | 45660.1 | 57161.4 |
| May | 251184.4 | 0.0 | 11417.3 | 45252.7 | 56670.0 |
| June | 283314.5 | 0.0 | 11888.3 | 46525.1 | 58413.4 |
| 2022-23^P | 387349.9 | 0.0 | 11966.7 | 51026.6 | 62993.4 |
| July | 281761.7 | 0.0 | 12008.2 | 45274.7 | 57282.8 |
| August | 288427.4 | 0.0 | 11713.8 | 44138.6 | 55852.4 |
| September | 292492.1 | 0.0 | 11942.8 | 43928.6 | 55871.4 |
| October | 305145.3 | 0.0 | 11924.1 | 44670.4 | 56594.5 |
| November | 299232.7 | 0.0 | 11893.7 | 46629.0 | 58522.7 |
| December | 293619.4 | 0.0 | 11852.4 | 48715.6 | 60568.1 |
| January | 303589.1 | 0.0 | 11815.6 | 48757.1 | 60572.8 |
| February | 309866.4 | 0.0 | 11839.9 | 48484.5 | 60324.3 |
| March | 324561.9 | 0.0 | 11762.3 | 49173.3 | 60935.6 |
| April | 355157.7 | 0.0 | 12030.3 | 49327.2 | 61357.5 |
| May | 361186.2 | 0.0 | 12175.3 | 50012.5 | 62187.9 |
| June | 387349.9 | 0.0 | 11966.7 | 51026.6 | 62993.4 |
| 2023-24^P | | | | | |
| July | 389687.3 | 0.0 | 11910.5 | 49577.7 | 61488.2 |
| August | 381879.7 | 0.0 | 11924.2 | 49670.9 | 61595.1 |
| September | 370920.9 | 0.0 | 12147.0 | 49372.6 | 61519.6 |
| October | 368316.8 | 0.0 | 12105.2 | 51253.0 | 63358.2 |
| November | 363992.4 | 0.0 | 12087.0 | 49665.2 | 61752.2 |
| December | 351658.5 | 0.0 | 12133.7 | 51371.7 | 63505.4 |
| January | 367743.6 | 0.0 | 11906.9 | 49467.1 | 61374.0 |
| February | 379502.4 | 0.0 | 11930.1 | 50132.1 | 62062.3 |
| March | 390401.5 | 0.0 | 11897.3 | 50181.3 | 62078.6 |

Note : i) The resident sector has been classified according to the IMF's Monetary & Financial Statistics Manual (MFSM)
ii) Claims on resident sector exclude inter-bank claims P=Provisional

BY THE BANKING SYSTEM
TABLE-IIB

(Taka in crore)

| Non-Financial Corporation | | | Other Resident Sector | Total Domestic Credit | End of Period |
|---------------------------|------------------|------------------|-----------------------|-----------------------|----------------------------|
| Public | Private | Total | | | |
| 6 | 7 | 8=(6+7) | 9 | 10=(1+2+5+8+9) | |
| 11036.2 | 205147.4 | 216183.6 | 56138.6 | 337827.6 | 2009-10 |
| 14780.8 | 261545.2 | 276326.0 | 69486.3 | 430893.0 | 2010-11 |
| 12777.7 | 320176.9 | 332954.6 | 76566.2 | 514972.6 | 2011-12 |
| 5943.7 | 354128.7 | 360072.4 | 83800.7 | 571737.1 | 2012-13 |
| 7457.2 | 396366.5 | 403823.7 | 94209.1 | 637906.3 | 2013-14 |
| 11303.2 | 447518.7 | 458821.8 | 105178.6 | 701526.5 | 2014-15 |
| 9127.3 | 531340.4 | 540467.7 | 112745.2 | 801280.0 | 2015-16 |
| 9118.7 | 612395.0 | 621513.7 | 129711.2 | 890670.2 | 2016-17 |
| 10561.3 | 714397.0 | 724958.3 | 149898.1 | 1021626.6 | 2017-18 |
| 12413.8 | 797858.7 | 810272.5 | 167870.4 | 1146884.7 | 2018-19 |
| 17794.4 | 875826.1 | 893620.5 | 178058.4 | 1307633.7 | 2019-20 |
| 18330.4 | 944500.9 | 962831.3 | 199670.7 | 1439899.1 | 2020-21 |
| 25306.4 | 1078354.7 | 1103661.1 | 226359.9 | 1671748.9 | 2021-22 |
| 18553.5 | 944470.6 | 963024.1 | 199589.2 | 1446282.6 | July |
| 18909.3 | 952702.0 | 971611.3 | 199937.1 | 1449131.0 | August |
| 19689.7 | 965859.6 | 985549.3 | 202199.5 | 1468903.2 | September |
| 20207.6 | 974130.2 | 994337.9 | 203467.2 | 1482105.4 | October |
| 21724.2 | 983290.2 | 1005014.4 | 208372.8 | 1507410.2 | November |
| 23249.9 | 1005502.2 | 1028752.1 | 211811.5 | 1532188.0 | December |
| 24882.3 | 1005907.0 | 1030789.3 | 215071.9 | 1534711.5 | January |
| 24420.3 | 1015800.1 | 1040220.3 | 217585.9 | 1546240.4 | February |
| 24236.8 | 1024240.1 | 1048477.0 | 220761.8 | 1562710.9 | March |
| 24400.7 | 1040615.0 | 1065015.7 | 223363.2 | 1600069.5 | April |
| 25453.6 | 1057997.9 | 1083451.5 | 220241.0 | 1611546.9 | May |
| 25306.4 | 1078354.7 | 1103661.1 | 226359.9 | 1671748.9 | June |
| 33198.0 | 1188221.0 | 1221419.0 | 255180.1 | 1926942.3 | 2022-23^P |
| 26125.9 | 1080847.7 | 1106973.7 | 226446.1 | 1672464.3 | July |
| 26897.6 | 1090128.2 | 1117025.7 | 228216.5 | 1689522.0 | August |
| 26210.4 | 1105628.2 | 1131838.6 | 229870.7 | 1710072.8 | September |
| 26854.6 | 1112296.7 | 1139151.3 | 232194.8 | 1733085.9 | October |
| 27517.2 | 1124898.6 | 1152415.9 | 235202.6 | 1745373.9 | November |
| 30157.0 | 1136706.5 | 1166863.5 | 240711.4 | 1761762.4 | December |
| 31748.4 | 1137339.7 | 1169088.1 | 239929.3 | 1773179.3 | January |
| 31409.8 | 1142068.6 | 1173478.4 | 243516.2 | 1787185.3 | February |
| 32824.8 | 1150263.9 | 1183088.7 | 247371.1 | 1815957.3 | March |
| 32241.1 | 1159131.8 | 1191372.9 | 248940.5 | 1856828.6 | April |
| 32776.4 | 1170025.7 | 1202802.1 | 250285.3 | 1876461.4 | May |
| 33198.0 | 1188221.0 | 1221419.0 | 255180.1 | 1926942.3 | June |
| | | | | | 2023-24^P |
| 33126.8 | 1180486.1 | 1213613.0 | 255381.7 | 1920170.1 | July |
| 33518.8 | 1189195.6 | 1222714.4 | 256378.6 | 1922567.8 | August |
| 34448.9 | 1204785.9 | 1239234.8 | 258895.5 | 1930570.8 | September |
| 34692.2 | 1216032.4 | 1250724.5 | 262034.4 | 1944434.0 | October |
| 35569.5 | 1232118.3 | 1267687.9 | 264163.4 | 1957595.9 | November |
| 36762.8 | 1252236.9 | 1288999.8 | 267058.7 | 1971222.3 | December |
| 35850.0 | 1250122.8 | 1285972.8 | 268337.9 | 1983428.3 | January |
| 35753.0 | 1257372.6 | 1293125.6 | 269418.6 | 2004108.8 | February |
| 35606.1 | 1277561.1 | 1313167.2 | 270801.6 | 2036448.9 | March |

Source : Statistics Department, Bangladesh Bank

RESERVE MONEY & ITS COMPONENTS

TABLE-IIC

(Taka in crore)

| End of Period | Currency Outside Banks | Currency in Tills of DMBs | Deposits with BB | | | Reserve Money (1+2+3+5) |
|----------------------------|------------------------|---------------------------|------------------|--------------------|----------------------|-------------------------|
| | | | By DMBs | | By NBDCs In Taka A/C | |
| | | | In Taka A/C | In FC Clearing A/C | | |
| | | | 1 | 2 | 3 | |
| 2009-10 | 46157.1 | 4308.3 | 23468.0 | 6367.5 | 209.4 | 74142.8 |
| 2010-11 | 54795.1 | 5731.8 | 29007.7 | 7766.5 | 199.8 | 89734.4 |
| 2011-12 | 58417.1 | 6479.4 | 32662.3 | 10289.9 | 243.9 | 97802.7 |
| 2012-13 | 67552.9 | 7819.4 | 36803.4 | 8422.6 | 313.7 | 112489.4 |
| 2013-14 | 76908.4 | 8576.8 | 43997.7 | 7480.2 | 392.4 | 129875.3 |
| 2014-15 | 87940.8 | 10213.1 | 49838.9 | 7889.3 | 489.7 | 148482.5 |
| 2015-16 | 122074.5 | 10230.7 | 60299.0 | 7133.4 | 597.1 | 193201.3 |
| 2016-17 | 137531.8 | 13733.4 | 72732.7 | 8987.9 | 661.5 | 224659.4 |
| 2017-18 | 140917.5 | 14023.0 | 78043.4 | 10474.5 | 759.1 | 233743.0 |
| 2018-19 | 154287.0 | 16100.1 | 75012.1 | 11315.3 | 788.5 | 246187.7 |
| 2019-20 | 192114.5 | 15979.6 | 75768.3 | 16308.2 | 621.0 | 284483.4 |
| 2020-21 | 209517.7 | 17370.6 | 120597.0 | 11944.9 | 586.5 | 348071.8 |
| 2021-22 | 236448.9 | 19733.8 | 90382.9 | 7819.1 | 596.4 | 347162.0 |
| July | 227042.9 | 19028.9 | 102910.1 | 12171.0 | 569.3 | 349551.2 |
| August | 213520.7 | 20154.9 | 91655.3 | 10259.4 | 530.1 | 325861.0 |
| September | 209618.4 | 18053.3 | 95141.5 | 10212.9 | 521.1 | 323334.3 |
| October | 205895.2 | 19832.5 | 93727.7 | 9120.9 | 502.8 | 319958.2 |
| November | 208296.4 | 18720.7 | 104974.3 | 7390.7 | 497.4 | 332488.8 |
| December | 210723.1 | 18765.1 | 93608.8 | 7456.0 | 569.3 | 323666.3 |
| January | 211777.2 | 19620.8 | 91311.7 | 8370.4 | 589.2 | 323298.9 |
| February | 212270.2 | 20604.4 | 88916.7 | 7672.7 | 493.8 | 322285.1 |
| March | 212686.7 | 19237.1 | 88694.0 | 7866.5 | 538.4 | 321156.2 |
| April | 236791.9 | 18973.4 | 83495.5 | 8004.6 | 528.5 | 339789.3 |
| May | 225148.1 | 20187.3 | 84949.8 | 7882.2 | 544.2 | 330829.4 |
| June | 236448.9 | 19733.8 | 90382.9 | 7819.1 | 596.4 | 347162.0 |
| 2022-23^P | 291913.5 | 20034.3 | 70967.3 | 13264.7 | 670.1 | 383585.2 |
| July | 242026.2 | 22577.3 | 79692.1 | 7897.6 | 635.4 | 344931.0 |
| August | 241876.3 | 21036.7 | 77780.0 | 9432.9 | 643.5 | 341336.5 |
| September | 239998.2 | 21638.5 | 77791.4 | 9161.6 | 652.3 | 340080.4 |
| October | 236114.2 | 21959.0 | 76791.7 | 8451.1 | 611.7 | 335476.6 |
| November | 252982.0 | 21617.5 | 71164.0 | 7515.0 | 602.3 | 346365.8 |
| December | 268181.5 | 24182.0 | 87030.2 | 8573.3 | 618.0 | 380011.7 |
| January | 262992.8 | 24150.5 | 64970.5 | 8834.4 | 676.5 | 352790.3 |
| February | 257667.6 | 24827.2 | 67254.8 | 9564.9 | 597.3 | 350346.9 |
| March | 254668.6 | 24292.7 | 65945.4 | 10934.6 | 695.1 | 345601.8 |
| April | 263373.6 | 28274.7 | 65344.9 | 9665.1 | 619.1 | 357612.3 |
| May | 255829.9 | 24171.6 | 67687.2 | 9232.4 | 580.0 | 348268.7 |
| June | 291913.5 | 20034.3 | 70967.3 | 13264.7 | 670.1 | 383585.2 |
| 2023-24^P | | | | | | |
| July | 266354.6 | 26179.4 | 72221.0 | 11570.7 | 904.6 | 365659.6 |
| August | 258356.3 | 24130.7 | 67888.5 | 12028.9 | 833.1 | 351208.6 |
| September | 253505.4 | 23807.4 | 66319.9 | 10463.8 | 601.2 | 344233.9 |
| October | 245943.9 | 27093.3 | 66401.8 | 11125.6 | 519.4 | 339958.4 |
| November | 248441.7 | 26069.5 | 65364.1 | 10508.4 | 494.9 | 340370.2 |
| December | 254860.2 | 24790.1 | 92122.4 | 10726.4 | 542.9 | 372315.6 |
| January | 257295.3 | 25194.8 | 64338.1 | 11772.8 | 537.5 | 347365.7 |
| February | 257574.5 | 26846.4 | 67855.6 | 11695.6 | 581.8 | 352858.3 |
| March | 261195.3 | 29994.0 | 65046.2 | 9764.9 | 553.7 | 356789.2 |

NBDC=Non-Bank Depository Corporation

Source : Statistics Department, Bangladesh Bank

P=Provisional

RESERVE MONEY & ITS SOURCES

TABLE-III

(Taka in crore)

| End of Period | Net Foreign Assets | Domestic Credit | | | | | Net Other Assets | Net Domestic Assets (6+7) | Reserve Money (1+8) |
|----------------------------|--------------------|------------------|---------------------|----------------|---------------------|-----------------|------------------|---------------------------|---------------------|
| | | Government (Net) | Other Public Sector | Private Sector | Deposit Money Banks | Total (2+3+4+5) | | | |
| | | 1 | 2 | 3 | 4 | 5 | | | |
| 2009-10 | 61181.0 | 21471.2 | 830.7 | 2588.7 | 6613.9 | 31504.5 | -18542.7 | 12961.8 | 74142.8 |
| 2010-11 | 61342.1 | 31710.5 | 776.7 | 3143.7 | 18608.8 | 54239.7 | -25847.4 | 28392.3 | 89734.4 |
| 2011-12 | 68930.1 | 37854.9 | 1181.9 | 3598.7 | 22627.4 | 65262.9 | -36390.3 | 28872.6 | 97802.7 |
| 2012-13 | 103246.0 | 27069.0 | 1354.5 | 4180.2 | 10219 | 42822.7 | -33579.3 | 9243.4 | 112489.4 |
| 2013-14 | 147496.6 | 3840.6 | 1202.7 | 4272.7 | 6279.2 | 15595.2 | -33216.5 | -17621.3 | 129875.3 |
| 2014-15 | 177401.3 | 810.5 | 2160.8 | 4645.6 | 5659.2 | 13276.1 | -42194.9 | -28918.8 | 148482.5 |
| 2015-16 | 218904.1 | 13373.7 | 2015.5 | 4966.9 | 6024.4 | 26380.5 | -52083.3 | -25702.8 | 193201.3 |
| 2016-17 | 252027.0 | 12977.7 | 2157.8 | 4976.6 | 5054.4 | 25166.5 | -52534.1 | -27367.6 | 224659.4 |
| 2017-18 | 253509.8 | 22572.2 | 2367.8 | 5146.2 | 5582.5 | 35668.7 | -55435.5 | -19766.8 | 233743.0 |
| 2018-19 | 257195.4 | 31189.0 | 2380.4 | 4789.5 | 5386.9 | 43745.8 | -54753.5 | -11007.7 | 246187.7 |
| 2019-20 | 286040.9 | 42117.1 | 2551.9 | 5342.5 | 13764.9 | 63776.4 | -65333.9 | -1557.5 | 284483.4 |
| 2020-21 | 366917.3 | 17285.5 | 3218.1 | 5838.7 | 18952.3 | 45294.6 | -64140.1 | -18845.5 | 348071.8 |
| 2021-22 | 347757.7 | 54930.0 | 3435.6 | 5935.9 | 16073.9 | 80375.4 | -80971.1 | -595.7 | 347162.0 |
| July | 369407.2 | 12440.4 | 3170.3 | 5821.4 | 19067.4 | 40499.5 | -60355.5 | -19856.0 | 349551.2 |
| August | 370193.5 | 6278.9 | 3347.7 | 5879.3 | 18704.3 | 34210.2 | -78542.7 | -44332.5 | 325861.0 |
| September | 361730.3 | 7273.4 | 3303.2 | 5829.4 | 18375.5 | 34781.5 | -73177.5 | -38396.0 | 323334.3 |
| October | 358585.9 | 8393.7 | 3298.4 | 5762.2 | 17495.8 | 34950.1 | -73577.8 | -38627.7 | 319958.2 |
| November | 352218.6 | 17488.1 | 3267.9 | 5720.2 | 17379.3 | 43855.5 | -63585.3 | -19729.8 | 332488.8 |
| December | 354607.3 | 5463.5 | 3146.3 | 5697.2 | 16597.6 | 30904.6 | -61845.6 | -30941.0 | 323666.3 |
| January | 351964.2 | 9036.5 | 3478.9 | 5733.5 | 15985.2 | 34234.1 | -62899.4 | -28665.3 | 323298.9 |
| February | 351813.1 | 8058.5 | 3485.2 | 5766.6 | 15583.3 | 32893.6 | -62421.6 | -29528.0 | 322285.1 |
| March | 344756.0 | 12804.3 | 3488.5 | 5784.3 | 16138.8 | 38215.9 | -61815.7 | -23599.8 | 321156.2 |
| April | 337440.8 | 32555.3 | 3494.9 | 5897.9 | 20880.9 | 62829.0 | -60480.5 | 2348.5 | 339789.3 |
| May | 343397.9 | 28363.5 | 3429.6 | 5840.0 | 22566.4 | 60199.5 | -72768.0 | -12568.5 | 330829.4 |
| June | 347757.7 | 54930.0 | 3435.6 | 5935.9 | 16073.9 | 80375.4 | -80971.1 | -595.7 | 347162.0 |
| 2022-23^P | 287497.5 | 157411.9 | 3893.4 | 7351.5 | 61847.2 | 230504.0 | -134416.3 | 96087.7 | 383585.2 |
| July | 341807.3 | 52719.2 | 3428.2 | 5937.6 | 26301.6 | 88386.6 | -85262.9 | 3123.7 | 344931.0 |
| August | 323765.9 | 61832.1 | 3426.3 | 5989.0 | 29865.7 | 101113.1 | -83542.5 | 17570.6 | 341336.5 |
| September | 318925.9 | 71663.4 | 3632.8 | 6018.9 | 27347.8 | 108662.9 | -87508.4 | 21154.5 | 340080.4 |
| October | 309398.3 | 83478.7 | 3631.7 | 6147.8 | 23915.7 | 117173.9 | -91095.6 | 26078.3 | 335476.6 |
| November | 300465.4 | 91786.4 | 3638.6 | 6277.2 | 36653.1 | 138355.3 | -92454.9 | 45900.4 | 343635.8 |
| December | 297498.1 | 105344.2 | 3645.5 | 6257.8 | 66610.3 | 181857.8 | -99344.2 | 82513.6 | 380011.7 |
| January | 290992.7 | 107439.6 | 3614.9 | 6555.8 | 49597.3 | 167207.6 | -105410.0 | 61797.6 | 352790.3 |
| February | 286636.7 | 108685.3 | 3620.2 | 6931.4 | 56269.0 | 175505.9 | -111795.7 | 63710.2 | 350346.9 |
| March | 282017.7 | 111798.3 | 3625.7 | 7193.1 | 58122.0 | 180739.1 | -117155.0 | 63584.1 | 345601.8 |
| April | 275843.6 | 136213.9 | 3882.7 | 7365.5 | 55240.7 | 202702.8 | -120934.1 | 81768.7 | 357612.3 |
| May | 275075.4 | 132882.4 | 3886.5 | 7530.5 | 55609.4 | 199908.8 | -126715.5 | 73193.3 | 348268.7 |
| June | 287497.5 | 157411.9 | 3893.4 | 7351.5 | 61847.2 | 230504.0 | -134416.3 | 96087.7 | 383585.2 |
| 2023-24^P | | | | | | | | | |
| July | 284091.0 | 147689.0 | 3786.5 | 7308.8 | 63802.2 | 222586.5 | -141017.9 | 81568.6 | 365659.6 |
| August | 272944.3 | 135934.2 | 3680.1 | 7542.0 | 62898.1 | 210054.4 | -131790.1 | 78264.3 | 351208.6 |
| September | 258977.5 | 129039.7 | 3928.4 | 7748.6 | 75410.4 | 216127.1 | -130870.7 | 85256.4 | 344233.9 |
| October | 248074.3 | 127546.1 | 3934.3 | 9203.2 | 85224.5 | 225908.1 | -134024.0 | 91884.1 | 339958.4 |
| November | 235600.5 | 132232.7 | 3943.0 | 9203.0 | 94568.1 | 239946.8 | -135177.1 | 104769.7 | 340370.2 |
| December | 248198.9 | 126706.8 | 4201.9 | 8390.4 | 124636.7 | 263935.8 | -139819.1 | 124116.7 | 372315.6 |
| January | 232550.2 | 125862.2 | 4173.6 | 8308.3 | 109153.9 | 247498.0 | -132682.5 | 114815.5 | 347365.7 |
| February | 229743.6 | 123109.8 | 4182.5 | 8445.2 | 117104.3 | 252841.8 | -129727.1 | 123114.7 | 352858.3 |
| March | 226890.9 | 127810.1 | 4186.8 | 8529.7 | 119086.6 | 259613.2 | -129714.9 | 129898.3 | 356789.2 |

Source : Statistics Department, Bangladesh Bank

P=Provisional

MONETARY

| End of Period | Net Foreign Assets | | | | Domestic | | | | | | |
|----------------------------|--------------------|---------------|-------------------|-----------------|-------------------------------|---------------|-----------------|-----------------|---------------------|---------------|----------------|
| | Banking Sector | NBDCs | Non Resident Bond | Total (1+2+3) | Public Sector | | | | | | |
| | | | | | Government (Net) ¹ | | | | Other Public Sector | | |
| | | | | | Banking Sector | NBDCs | NSD | Total (5+6+7) | Banking Sector | NBDCs | Total (9+10) |
| 1 | 2 | 3 | 4 | 5 | 6 | 7 | 8 | 9 | 10 | 11 | |
| 2009-10 | 67049.8 | -221.7 | -5768.2 | 61059.9 | 54225.0 | 175.5 | 61381.4 | 115781.9 | 12762.9 | 93.8 | 12856.7 |
| 2010-11 | 70573.4 | -404.7 | -6049.4 | 64119.3 | 73200.6 | 372.6 | 63438.3 | 137011.5 | 16901.4 | 108.0 | 17009.4 |
| 2011-12 | 78818.7 | -378.5 | -6273.8 | 72166.4 | 91700.5 | 261.9 | 63861.3 | 155823.7 | 15284.1 | 46.0 | 15330.1 |
| 2012-13 | 113250.1 | -344.5 | -6493.8 | 106411.8 | 110094.5 | 249.7 | 64634.2 | 174978.4 | 9376.8 | 43.7 | 9420.5 |
| 2013-14 | 160056.6 | -318.9 | -6695.0 | 153042.7 | 117498.3 | 266.9 | 76341.3 | 194106.5 | 12612.9 | 40.6 | 12653.5 |
| 2014-15 | 189228.8 | -274.1 | -7257.5 | 181697.2 | 110224.8 | 183.4 | 105074.0 | 215482.2 | 16448.8 | 80.3 | 16529.1 |
| 2015-16 | 233135.6 | -83.0 | -8475.2 | 224577.4 | 114189.1 | -89.1 | 138762.6 | 252862.6 | 15573.0 | 108.3 | 15681.3 |
| 2016-17 | 266697.0 | -46.6 | -9534.1 | 257116.3 | 97307.6 | -108.6 | 191178.6 | 288377.6 | 16744.2 | 142.6 | 16886.8 |
| 2017-18 | 264674.5 | -20.5 | -11436.5 | 253217.5 | 94869.6 | -3111.6 | 237765.0 | 329523.0 | 11337.8 | 787.8 | 12125.6 |
| 2018-19 | 272399.5 | -155.1 | -12662.8 | 259581.6 | 113248.3 | -2534.3 | 287704.5 | 398418.5 | 13590.7 | 1239.4 | 14830.1 |
| 2019-20 | 297336.2 | -113.1 | -13909.2 | 283313.9 | 181119.4 | 71.3 | 302132.8 | 483323.5 | 19200.8 | 1285.2 | 20486.0 |
| 2020-21 | 382179.2 | -191.5 | -14841.5 | 367146.2 | 220997.5 | -621.4 | 344143.9 | 564520.0 | 19666.6 | 1305.4 | 20972.0 |
| 2021-22 | 364298.8 | -309.5 | -13446.1 | 350543.2 | 283289.1 | -328.0 | 364051.0 | 647012.1 | 27775.1 | 1284.8 | 29059.9 |
| July | 383848.6 | -179.1 | -14804.8 | 368864.7 | 229119.2 | -561.7 | 346247.9 | 574805.4 | 19879.9 | 1305.3 | 21185.2 |
| August | 387438.6 | -180.6 | -14772.9 | 372485.1 | 224481.9 | -314.0 | 349876.5 | 574044.4 | 20265.0 | 1303.0 | 21568.0 |
| September | 377588.9 | -225.0 | -14667.6 | 362696.3 | 227518.7 | -390.3 | 352702.1 | 579830.5 | 21043.0 | 1306.2 | 22349.2 |
| October | 376864.7 | -212.8 | -14559.4 | 362092.5 | 230967.1 | -565.6 | 353468.5 | 583870.0 | 22189.4 | 1340.7 | 23530.1 |
| November | 365461.9 | -347.9 | -14486.4 | 350627.6 | 240051.2 | -532.0 | 354169.7 | 593688.9 | 23730.7 | 1371.4 | 25102.1 |
| December | 369155.3 | -348.7 | -14374.6 | 354432.0 | 234516.2 | -483.9 | 353733.7 | 587766.0 | 25145.4 | 1371.0 | 26516.4 |
| January | 365244.0 | -337.6 | -14250.7 | 350655.7 | 232061.0 | -520.2 | 356310.4 | 587851.2 | 26768.6 | 1252.0 | 28020.6 |
| February | 362666.4 | -330.4 | -14178.7 | 348157.3 | 231435.9 | -591.5 | 358833.3 | 589677.7 | 26342.6 | 1251.7 | 27594.3 |
| March | 356401.3 | -331.7 | -14016.9 | 342052.7 | 235466.6 | -428.4 | 360648.1 | 595686.3 | 26166.6 | 1249.7 | 27416.3 |
| April | 350836.7 | -320.7 | -13877.9 | 336638.1 | 254513.6 | -489.8 | 361662.7 | 615686.5 | 26356.4 | 1266.6 | 27623.0 |
| May | 354795.8 | -293.7 | -13761.3 | 340740.8 | 251155.7 | -486.5 | 362301.4 | 612970.6 | 27439.9 | 1266.9 | 28706.8 |
| June | 364298.8 | -309.5 | -13446.1 | 350543.2 | 283289.1 | -328.0 | 364051.0 | 647012.1 | 27775.1 | 1284.8 | 29059.9 |
| 2022-23^P | 316728.3 | -226.9 | -11439.6 | 305061.8 | 387321.3 | -229.4 | 360755.0 | 747846.9 | 35683.7 | 1266.8 | 36950.5 |
| July | 357566.8 | -314.8 | -13404.7 | 343847.3 | 281747.9 | -132.6 | 364444.1 | 646059.4 | 28769.9 | 1285.5 | 30055.4 |
| August | 340412.1 | -307.7 | -13232.5 | 326871.9 | 288401.0 | 66.9 | 364452.2 | 652920.1 | 29307.0 | 1282.9 | 30589.9 |
| September | 335440.8 | -323.9 | -13061.2 | 322055.7 | 292468.7 | -97.3 | 364381.5 | 656752.9 | 28734.9 | 1285.0 | 30019.9 |
| October | 326476.4 | -280.2 | -12962.1 | 313234.1 | 305132.3 | 142.1 | 363418.4 | 668692.8 | 29382.3 | 1283.0 | 30665.3 |
| November | 319060.9 | -254.1 | -12793.4 | 306013.4 | 299206.8 | -63.8 | 362435.1 | 661578.1 | 30067.4 | 1250.5 | 31317.9 |
| December | 319397.1 | -255.4 | -12536.6 | 306605.1 | 293597.4 | -10.0 | 360944.2 | 654531.6 | 32609.8 | 1250.5 | 33860.3 |
| January | 314305.1 | -256.3 | -12448.0 | 301600.8 | 303575.8 | -242.6 | 360981.5 | 664314.7 | 34182.0 | 1263.3 | 35445.3 |
| February | 314276.0 | -248.9 | -12265.8 | 301761.3 | 309838.4 | -202.8 | 360541.5 | 670177.1 | 33864.3 | 1263.5 | 35127.8 |
| March | 309082.5 | -249.0 | -12046.4 | 296787.1 | 324536.4 | -200.9 | 359889.4 | 684224.9 | 35289.1 | 1263.6 | 36552.7 |
| April | 304210.6 | -249.8 | -11880.7 | 292080.1 | 355143.0 | -236.9 | 360471.2 | 715377.3 | 34730.0 | 1265.0 | 35995.0 |
| May | 300597.0 | -225.8 | -11721.2 | 288650.0 | 361156.4 | -253.8 | 361022.3 | 721924.9 | 35294.9 | 1267.1 | 36562.0 |
| June | 316728.3 | -226.9 | -11439.6 | 305061.8 | 387321.3 | -229.4 | 360755.0 | 747846.9 | 35683.7 | 1266.8 | 36950.5 |
| 2023-24^P | | | | | | | | | | | |
| July | 319125.6 | -227.6 | -11278.3 | 307619.7 | 389673.8 | -164.0 | 360407.5 | 749917.3 | 35736.9 | 1266.8 | 37003.7 |
| August | 306219.5 | -220.3 | -11189.1 | 294810.1 | 381850.8 | -184.1 | 359637.9 | 741304.6 | 36123.1 | 1201.2 | 37324.3 |
| September | 293319.0 | -203.0 | -11121.1 | 281994.9 | 370895.2 | -156.7 | 359490.1 | 730228.6 | 37055.9 | 1201.2 | 38257.1 |
| October | 281101.3 | -203.6 | -10924.4 | 269973.2 | 368302.8 | 238.6 | 358450.0 | 726991.4 | 37262.9 | 1198.3 | 38461.2 |
| November | 265671.3 | -198.6 | -10724.0 | 254748.7 | 363960.0 | 431.0 | 356896.1 | 721287.1 | 38151.2 | 1198.3 | 39349.5 |
| December | 277463.8 | -199.6 | -10469.8 | 266794.4 | 351631.4 | 879.2 | 354691.8 | 707202.4 | 39312.2 | 1198.3 | 40510.5 |
| January | 266789.2 | -181.1 | -10292.8 | 256315.3 | 367729.1 | 816.2 | 353404.7 | 721950.0 | 38333.6 | 1129.3 | 39462.9 |
| February | 262578.3 | -181.5 | -10111.3 | 252285.5 | 379467.8 | 1049.9 | 351863.3 | 732381.0 | 38274.4 | 1129.3 | 39403.7 |
| March | 259436.0 | -175.1 | -10013.0 | 249247.9 | 390368.3 | 1257.7 | 348210.0 | 739836.1 | 38137.0 | 1129.4 | 39266.3 |

Source : Statistics Department, Bangladesh Bank

P=Provisional

SURVEY (M3)

TABLE- IIE

(Taka in crore)

| Credit | | | Total Domestic Credit (8+11+14) | Net Other Assets | Net Domestic Assets (15+16) | Broad Money (M3) (4+17) | End of Period |
|------------------|-----------------|------------------|---------------------------------|------------------|-----------------------------|-------------------------|----------------------------|
| Private Sector | | | | | | | |
| Banking Sector | NBDCs | Total (12+13) | | | | | |
| 12 | 13 | 14 | 15 | 16 | 17 | 18 | |
| 261852.0 | 23541.3 | 285393.3 | 414031.9 | -45754.6 | 368277.3 | 429337.2 | 2009-10 |
| 332161.3 | 27348.5 | 359509.8 | 513530.7 | -67193.6 | 446337.1 | 510456.4 | 2010-11 |
| 398311.5 | 31174.9 | 429486.4 | 600640.2 | -82966.2 | 517674.0 | 589840.4 | 2011-12 |
| 440915.1 | 36526.8 | 477441.9 | 661840.8 | -88069.7 | 573771.1 | 680182.9 | 2012-13 |
| 493936.5 | 43834.8 | 537771.3 | 744531.3 | -105128.7 | 639402.6 | 792445.3 | 2013-14 |
| 557021.8 | 50121.5 | 607143.3 | 839154.6 | -110802.8 | 728351.8 | 910049.0 | 2014-15 |
| 650644.0 | 60778.8 | 711422.8 | 979966.7 | -127800.9 | 852165.8 | 1076743.2 | 2015-16 |
| 752988.8 | 71394.7 | 824383.5 | 1129647.9 | -153298.7 | 976349.2 | 1233465.5 | 2016-17 |
| 880749.5 | 89467.0 | 970216.5 | 1311865.1 | -191334.1 | 1120531.0 | 1373748.5 | 2017-18 |
| 985443.3 | 93123.0 | 1078566.3 | 1491814.9 | -217369.6 | 1274445.3 | 1534026.9 | 2018-19 |
| 1075226.5 | 91712.4 | 1166938.9 | 1670748.4 | -250124.9 | 1420623.5 | 1703937.4 | 2019-20 |
| 1164390.5 | 94826.3 | 1259216.8 | 1844708.8 | -282809.7 | 1561899.1 | 1929045.3 | 2020-21 |
| 1328344.6 | 97727.3 | 1426071.9 | 2102143.9 | -354713.8 | 1747430.1 | 2097973.3 | 2021-22 |
| 1163370.2 | 94498.7 | 1257868.9 | 1853859.5 | -273726.7 | 1580132.8 | 1948997.5 | July |
| 1171230.2 | 94405.0 | 1265635.2 | 1861247.6 | -282261.8 | 1578985.8 | 1951470.9 | August |
| 1187022.8 | 94238.3 | 1281261.1 | 1883440.8 | -285774.4 | 1597666.4 | 1960362.7 | September |
| 1196477.8 | 93564.2 | 1290042.0 | 1897442.1 | -290265.6 | 1607176.5 | 1969269.0 | October |
| 1211707.1 | 93598.7 | 1305305.8 | 1924096.8 | -295849.5 | 1628247.3 | 1978874.9 | November |
| 1239303.4 | 94220.0 | 1333523.4 | 1947805.8 | -305188.1 | 1642617.7 | 1997049.7 | December |
| 1242935.3 | 94783.6 | 1337718.9 | 1953590.7 | -311011.8 | 1642578.9 | 1993234.6 | January |
| 1255980.9 | 95425.0 | 1351405.9 | 1968677.9 | -312931.8 | 1655746.1 | 2003903.4 | February |
| 1268400.5 | 96191.3 | 1364591.8 | 1987694.4 | -314673.9 | 1673020.5 | 2015073.2 | March |
| 1287766.5 | 97230.2 | 1384996.7 | 2028306.2 | -313717.3 | 1714588.9 | 2051227.0 | April |
| 1301879.6 | 97067.7 | 1398947.3 | 2040624.7 | -329392.2 | 1711232.5 | 2051973.3 | May |
| 1328344.6 | 97727.3 | 1426071.9 | 2102143.9 | -354713.8 | 1747430.1 | 2097973.3 | June |
| 1469220.3 | 100646.8 | 1569867.1 | 2354664.4 | -385833.7 | 1968830.7 | 2273892.6 | 2022-23^P |
| 1330871.4 | 97774.6 | 1428646.0 | 2104760.8 | -349624.5 | 1755136.3 | 2098983.6 | July |
| 1341316.9 | 98060.8 | 1439377.7 | 2122887.7 | -346986.6 | 1775901.1 | 2102773.0 | August |
| 1358152.1 | 98350.1 | 1456502.2 | 2143275.0 | -350497.5 | 1792777.5 | 2114833.2 | September |
| 1368456.5 | 99662.6 | 1468119.1 | 2167477.2 | -365896.6 | 1801580.6 | 2114814.7 | October |
| 1384929.7 | 98293.3 | 1483223.0 | 2176119.0 | -354216.3 | 1821902.7 | 2127916.1 | November |
| 1403295.3 | 98973.0 | 1502268.3 | 2190660.2 | -353090.2 | 1837570.0 | 2144175.1 | December |
| 1403676.0 | 98611.3 | 1502287.3 | 2202047.3 | -364612.5 | 1837434.8 | 2139035.6 | January |
| 1411641.6 | 98981.7 | 1510623.3 | 2215928.2 | -368411.4 | 1847516.8 | 2149278.1 | February |
| 1423710.4 | 99691.1 | 1523401.5 | 2244179.1 | -377442.0 | 1866737.1 | 2163524.2 | March |
| 1433972.1 | 99729.1 | 1533701.2 | 2285073.5 | -380695.1 | 1904378.4 | 2196458.5 | April |
| 1445221.7 | 100021.1 | 1545242.8 | 2303729.7 | -388458.0 | 1915271.7 | 2203921.8 | May |
| 1469220.3 | 100646.8 | 1569867.1 | 2354664.4 | -385833.7 | 1968830.7 | 2273892.6 | June |
| | | | | | | | 2023-24^P |
| 1460945.8 | 100074.9 | 1561020.7 | 2347941.7 | -394097.4 | 1953844.3 | 2261464.0 | July |
| 1470881.4 | 100282.0 | 1571163.4 | 2349792.3 | -380193.7 | 1969598.7 | 2264408.7 | August |
| 1489040.4 | 100486.6 | 1589527.1 | 2358012.7 | -375674.8 | 1982337.9 | 2264332.8 | September |
| 1504366.3 | 100674.2 | 1605040.5 | 2370493.2 | -371525.4 | 1998967.8 | 2268941.0 | October |
| 1522190.0 | 100979.8 | 1623169.8 | 2383806.5 | -362685.6 | 2021120.9 | 2275869.6 | November |
| 1546433.3 | 101593.6 | 1648026.9 | 2395739.8 | -368225.7 | 2027514.2 | 2294308.6 | December |
| 1544566.4 | 101359.0 | 1645925.4 | 2407338.4 | -376202.1 | 2031136.3 | 2287451.6 | January |
| 1553625.8 | 101464.1 | 1655089.9 | 2426874.6 | -376053.7 | 2050820.9 | 2303106.3 | February |
| 1575950.4 | 102016.5 | 1677966.9 | 2457069.3 | -387074.1 | 2069995.2 | 2319243.1 | March |

Note : 1. Claims on Govt.(net) reported by the banking sector in M2 differs with M3 due to exclusion of savings certificates & prize bonds for avoiding double counting
 NSD = National Savings Directorate NBDC = Non-Bank Depository Corporation

Source : Statistics Department, Bangladesh Bank

CLAIMS ON RESIDENT SECTORS

| End of Period | Government (Net) | Local Authorities | Financial Corporation | | |
|----------------------------|------------------|-------------------|-----------------------|----------------|----------------|
| | | | Public | Private | Total |
| | 1 | 2 | 3 | 4 | 5 = (3+4) |
| 2009-10 | 115781.9 | 12.3 | 1762.9 | 855.3 | 2618.2 |
| 2010-11 | 137011.5 | 9.4 | 2162.1 | 2320.9 | 4483.0 |
| 2011-12 | 155823.7 | 5.8 | 2533.9 | 3231.1 | 5765.0 |
| 2012-13 | 174978.3 | 2.3 | 3450.0 | 5171.6 | 8621.6 |
| 2013-14 | 194106.4 | 0.0 | 5184.7 | 5839.1 | 11023.8 |
| 2014-15 | 215482.2 | 0.0 | 5215.7 | 7348.3 | 12564.0 |
| 2015-16 | 252862.6 | 0.0 | 6541.6 | 9916.0 | 16457.6 |
| 2016-17 | 288377.6 | 0.0 | 7732.4 | 14235.7 | 21968.1 |
| 2017-18 | 329523.0 | 0.0 | 1415.9 | 20902.7 | 22318.6 |
| 2018-19 | 398418.5 | 0.0 | 2252.4 | 28546.6 | 30799.0 |
| 2019-20 | 483323.5 | 0.0 | 2519.4 | 30302.1 | 32821.5 |
| 2020-21 | 564520.0 | 0.0 | 2522.8 | 29500.0 | 32022.8 |
| 2021-22 | 647012.1 | 0.0 | 3617.7 | 28991.3 | 32609.0 |
| July | 574805.4 | 0.0 | 2513.9 | 28460.6 | 30974.5 |
| August | 574044.4 | 0.0 | 2519.1 | 27895.9 | 30415.0 |
| September | 579830.5 | 0.0 | 2519.9 | 28419.7 | 30939.6 |
| October | 583870.0 | 0.0 | 3163.0 | 24095.7 | 27258.8 |
| November | 593688.9 | 0.0 | 3188.3 | 25190.8 | 28379.1 |
| December | 587766.0 | 0.0 | 3170.5 | 27280.3 | 30450.8 |
| January | 587851.2 | 0.0 | 3043.2 | 27246.2 | 30289.4 |
| February | 589677.7 | 0.0 | 3051.4 | 27820.0 | 30871.4 |
| March | 595686.3 | 0.0 | 3053.3 | 28677.6 | 31730.9 |
| April | 615686.5 | 0.0 | 3077.0 | 29180.1 | 32257.2 |
| May | 612970.6 | 0.0 | 3084.0 | 28931.5 | 32015.5 |
| June | 647012.1 | 0.0 | 3617.7 | 28991.3 | 32609.0 |
| 2022-23^P | 747846.9 | 0.0 | 3588.3 | 30604.6 | 34192.9 |
| July | 646059.4 | 0.0 | 3788.9 | 28876.3 | 32665.2 |
| August | 652920.1 | 0.0 | 3521.8 | 28268.6 | 31790.5 |
| September | 656752.9 | 0.0 | 3626.7 | 28062.3 | 31689.0 |
| October | 668692.8 | 0.0 | 3612.6 | 29272.3 | 32884.9 |
| November | 661578.1 | 0.0 | 3587.5 | 30114.6 | 33702.0 |
| December | 654531.6 | 0.0 | 3566.9 | 31297.2 | 34864.1 |
| January | 664314.7 | 0.0 | 3576.7 | 31310.1 | 34886.8 |
| February | 670177.1 | 0.0 | 3582.1 | 31068.1 | 34650.3 |
| March | 684224.9 | 0.0 | 3587.2 | 31206.8 | 34793.9 |
| April | 715377.3 | 0.0 | 3592.2 | 30700.3 | 34292.4 |
| May | 721924.9 | 0.0 | 3600.8 | 29638.8 | 33239.6 |
| June | 747846.9 | 0.0 | 3588.3 | 30604.6 | 34192.9 |
| 2023-24^P | | | | | |
| July | 749917.3 | 0.0 | 3713.7 | 29785.7 | 33499.4 |
| August | 741304.6 | 0.0 | 3649.8 | 30088.4 | 33738.2 |
| September | 730228.6 | 0.0 | 3645.4 | 30261.2 | 33906.7 |
| October | 726991.4 | 0.0 | 3587.2 | 31147.6 | 34734.7 |
| November | 721287.1 | 0.0 | 3589.1 | 30729.3 | 34318.4 |
| December | 707202.4 | 0.0 | 3584.6 | 32105.1 | 35689.7 |
| January | 721950.0 | 0.0 | 3491.2 | 31609.5 | 35100.7 |
| February | 732381.0 | 0.0 | 3502.0 | 31026.4 | 34528.4 |
| March | 739836.1 | 0.0 | 3497.7 | 31869.1 | 35366.8 |

Note : i) The resident sector has been classified according to the IMF's Monetary & Financial Statistics Manual (MFSM)

ii) Claims on Resident Sector exclude BB & ODCs

P=Provisional

BY DEPOSITORY CORPORATIONS

TABLE-III

(Taka in crore)

| Non-Financial Corporation | | | Other Resident Sector | Total Domestic Credit |
|---------------------------|------------------|------------------|-----------------------|-----------------------|
| Public | Private | Total | | |
| 6 | 7 | 8 = (6+7) | 9 | 10 = (1+2+5+8+9) |
| 11081.4 | 215759.0 | 226840.4 | 68779.1 | 414031.9 |
| 14837.8 | 273618.9 | 288456.7 | 83570.1 | 513530.7 |
| 12790.5 | 334233.6 | 347024.1 | 92021.6 | 600640.2 |
| 5968.1 | 371817.6 | 377785.7 | 100452.9 | 661840.8 |
| 7468.8 | 419702.1 | 427170.9 | 112230.3 | 744531.4 |
| 11313.3 | 475125.2 | 486438.5 | 124669.9 | 839154.6 |
| 9139.7 | 565645.2 | 574784.9 | 135861.7 | 979966.8 |
| 9154.4 | 651090.5 | 660244.9 | 159057.3 | 1129647.9 |
| 10709.7 | 766225.4 | 776935.1 | 183088.4 | 1311865.1 |
| 12577.7 | 846542.1 | 859119.8 | 203477.6 | 1491814.9 |
| 17966.6 | 922464.1 | 940430.7 | 214172.7 | 1670748.4 |
| 18449.1 | 994526.9 | 1012976.0 | 235190.0 | 1844708.8 |
| 25434.9 | 1133333.5 | 1158768.4 | 263754.4 | 2102143.9 |
| 18662.5 | 994409.9 | 1013072.4 | 235007.2 | 1853859.5 |
| 19036.4 | 1002378.2 | 1021414.6 | 235373.6 | 1861247.6 |
| 19813.4 | 1015443.7 | 1035257.2 | 237413.5 | 1883440.8 |
| 20350.4 | 1027427.9 | 1047778.3 | 238535.0 | 1897442.1 |
| 21880.5 | 1036596.2 | 1058476.8 | 243552.0 | 1924096.8 |
| 23340.9 | 1058920.3 | 1082261.2 | 247327.8 | 1947805.8 |
| 24974.6 | 1059626.5 | 1084601.1 | 250849.0 | 1953590.7 |
| 24536.5 | 1069937.2 | 1094473.7 | 253655.0 | 1968677.9 |
| 24352.1 | 1078538.3 | 1102890.5 | 257386.8 | 1987694.4 |
| 24534.5 | 1095543.3 | 1120077.8 | 260284.8 | 2028306.2 |
| 25608.8 | 1112822.1 | 1138430.9 | 257207.7 | 2040624.7 |
| 25434.9 | 1133333.5 | 1158768.4 | 263754.4 | 2102143.9 |
| 33362.2 | 1245158.8 | 1278520.9 | 294103.7 | 2354664.4 |
| 26261.1 | 1135904.8 | 1162165.9 | 263870.3 | 2104760.8 |
| 27058.4 | 1145366.5 | 1172424.9 | 265752.3 | 2122887.7 |
| 26374.0 | 1160747.9 | 1187121.9 | 267711.2 | 2143275.0 |
| 27033.6 | 1168834.2 | 1195867.8 | 270031.7 | 2167477.2 |
| 27708.7 | 1179777.4 | 1207486.1 | 273352.7 | 2176119.0 |
| 30293.4 | 1191571.8 | 1221865.2 | 279399.3 | 2190660.2 |
| 31868.6 | 1192276.2 | 1224144.8 | 278701.0 | 2202047.3 |
| 31545.7 | 1197123.9 | 1228669.6 | 282431.2 | 2215928.2 |
| 32965.6 | 1205566.8 | 1238532.4 | 286627.8 | 2244179.1 |
| 32402.8 | 1214595.3 | 1246998.1 | 288405.8 | 2285073.6 |
| 32961.2 | 1226796.0 | 1259757.2 | 288808.4 | 2303730.1 |
| 33362.2 | 1245158.8 | 1278520.9 | 294103.7 | 2354664.4 |
| 33289.9 | 1237108.2 | 1270398.1 | 294126.9 | 2347941.7 |
| 33674.4 | 1246128.2 | 1279802.6 | 294946.9 | 2349792.4 |
| 34611.6 | 1261685.2 | 1296296.8 | 297580.7 | 2358012.7 |
| 34874.0 | 1273085.6 | 1307959.7 | 300807.4 | 2370493.2 |
| 35750.2 | 1289348.0 | 1325098.1 | 303102.9 | 2383806.5 |
| 36925.1 | 1309499.1 | 1346424.2 | 306423.6 | 2395739.9 |
| 35984.2 | 1306562.6 | 1342546.8 | 307740.9 | 2407338.4 |
| 35911.2 | 1315064.7 | 1350976.0 | 308989.2 | 2426874.6 |
| 35751.0 | 1335529.3 | 1371280.3 | 310586.1 | 2457069.2 |

Source : Statistics Department, Bangladesh Bank

E-BANKING &

| Period | Cheque Clearing | | | | | | Electronic Fund Transfers (Outward)* | | Cards | |
|-----------------------|---------------------|------------------|---------------------|----------------|---------------------|------------------|--------------------------------------|-----------------|------------------------------|---------------|
| | MICR Clearing* | | Non-MICR Clearing | | Total* | | | | Usage at ATMs | |
| | | | | | | | | | Local Transactions (Issuing) | |
| | No. of Transactions | Amount | No. of Transactions | Amount | No. of Transactions | Amount | No. of Transactions | Amount | No. of Transactions | Amount |
| | 1 | | 2 | | 3=1+2 | | 4 | | 5 | |
| 2014-15 | 23978480 | 1464009.7 | 44278 | 1018.7 | 24022758 | 1465028.4 | 10239509 | 71466.9 | 998449 | 646.1 |
| 2015-16 | 22289753 | 1669465.4 | 37182 | 1057.0 | 22326935 | 1670522.2 | 13548271 | 90953.6 | 1068730 | 704.3 |
| 2016-17 | 22322674 | 1890492.6 | 28084 | 1795.3 | 22350758 | 1892287.8 | 13740301 | 106392.4 | 1232084 | 865.7 |
| 2017-18 | 22627089 | 2161164.6 | 23670 | 927.4 | 22650759 | 2162092.0 | 17876492 | 146257.6 | 1561972 | 1109.0 |
| 2018-19 | 22799904 | 2282770.1 | 146133 | 6719.5 | 22946037 | 2289489.5 | 26758871 | 178032.4 | 1951880 | 1313.1 |
| 2019-20 | 19692996 | 2134775.6 | 202165 | 9638.8 | 19895161 | 2144414.4 | 50257666 | 257440.1 | 2376130 | 1571.4 |
| 2020-21 | 20659521 | 2423173.9 | 439633 | 10717.1 | 21099154 | 2433890.9 | 133383702 | 424084.2 | 3107852 | 2648.7 |
| 2021-22 | 22051673 | 2560438.3 | 298366 | 6825.7 | 22350039 | 2567263.9 | 185601004 | 575743.9 | 5535126 | 5684.4 |
| July | 1235753 | 164576.5 | 36053 | 579.1 | 1271806 | 165155.5 | 18032049 | 43678.7 | 294229 | 300.6 |
| August | 1579424 | 186297.6 | 34371 | 501.2 | 1613795 | 186798.7 | 7390816 | 43266.0 | 325301 | 310.1 |
| September | 1903419 | 221194.8 | 33888 | 450.0 | 1937307 | 221644.8 | 7742407 | 44162.9 | 367674 | 348.4 |
| October | 1770888 | 202462.3 | 31558 | 3064.2 | 1802446 | 205526.5 | 9220208 | 44494.5 | 410394 | 398.3 |
| November | 1900797 | 209510.2 | 30722 | 377.1 | 1931519 | 209887.3 | 15729267 | 46772.2 | 460525 | 450.2 |
| December | 1922957 | 233538.0 | 24812 | 253.4 | 1947769 | 233791.4 | 9608390 | 47253.7 | 487891 | 492.2 |
| January | 1990096 | 219165.9 | 21317 | 258.6 | 2011413 | 219424.5 | 21069894 | 51636.3 | 491194 | 510.4 |
| February | 1806600 | 199140.0 | 19114 | 205.7 | 1825714 | 199345.7 | 10139310 | 41696.0 | 477083 | 500.3 |
| March | 2062183 | 235693.9 | 19723 | 245.1 | 2081906 | 235939.0 | 9793064 | 48129.2 | 568319 | 602.6 |
| April | 2013636 | 215316.0 | 16735 | 224.9 | 2030371 | 215540.9 | 25290758 | 57900.4 | 581350 | 641.1 |
| May | 1569475 | 193495.7 | 11898 | 169.6 | 1581373 | 193665.3 | 14915428 | 44385.4 | 510585 | 540.9 |
| June | 2296445 | 280047.4 | 18175 | 496.9 | 2314620 | 280544.3 | 36669413 | 62368.6 | 560581 | 589.3 |
| 2022-23 | 22105217 | 2533194.6 | 109534 | 3975.5 | 22214751 | 2537170.1 | 219089874 | 670019.1 | 3682886 | 3474.5 |
| July | 1649517 | 202636.0 | 9516 | 206.7 | 1659033 | 202842.7 | 13398738 | 49119.8 | 537464 | 581.7 |
| August | 1813828 | 231027.3 | 9566 | 275.7 | 1823394 | 231303.0 | 10270841 | 51699.0 | 305734 | 297.5 |
| September | 1793147 | 216515.9 | 9074 | 248.5 | 1802221 | 216764.4 | 9730251 | 48008.9 | 275702 | 249.1 |
| October | 1804087 | 202714.5 | 9588 | 228.8 | 1813675 | 202943.3 | 19944569 | 49241.2 | 300746 | 278.3 |
| November | 1934064 | 227335.6 | 9825 | 238.9 | 1943889 | 227574.6 | 11106837 | 50322.5 | 294745 | 275.6 |
| December | 1791749 | 197130.2 | 9635 | 268.4 | 1801384 | 197398.6 | 9767821 | 49478.6 | 272094 | 249.7 |
| January | 1999514 | 211488.0 | 8946 | 252.6 | 2008460 | 211740.6 | 22203302 | 62004.3 | 280131 | 255.9 |
| February | 1732955 | 192470.5 | 7736 | 1262.2 | 1740691 | 193732.7 | 23703801 | 54405.7 | 265435 | 239.7 |
| March | 1883580 | 209093.7 | 8206 | 235.4 | 1891786 | 209329.2 | 12996763 | 58432.2 | 295658 | 267.9 |
| April | 1713849 | 188173.3 | 8122 | 211.9 | 1721971 | 188385.2 | 27049634 | 61014.5 | 268043 | 247.7 |
| May | 1902985 | 205125.3 | 8684 | 248.1 | 1911669 | 205373.3 | 18755955 | 57970.6 | 303120 | 267.5 |
| June | 2085942 | 249484.2 | 10636 | 298.4 | 2096578 | 249782.6 | 40161362 | 78321.7 | 284014 | 264.1 |
| 2023-24 | | | | | | | | | | |
| July | 1698503 | 210366.8 | 9186 | 236.5 | 1707689 | 210603.3 | 11436309 | 60564.0 | 307281 | 261.5 |
| August | 1698614 | 212753.8 | 8849 | 227.4 | 1707463 | 212981.2 | 12035293 | 62303.4 | 325854 | 278.2 |
| September | 1581755 | 180115.6 | 9596 | 281.3 | 1591351 | 180396.9 | 10869818 | 55598.0 | 326079 | 283.3 |
| October | 1847520 | 214886.0 | 9402 | 282.7 | 1856922 | 215168.7 | 27380116 | 71929.5 | 358561 | 306.8 |
| November | 1850445 | 205727.0 | 8494 | 225.1 | 1858939 | 205952.1 | 16245938 | 72689.4 | 349173 | 303.0 |
| December | 1655043 | 182738.6 | 9754 | 313.8 | 1664797 | 183052.3 | 16780017 | 68182.9 | 358058 | 314.5 |
| January ^R | 1925594 | 207300.6 | 9176 | 262.7 | 1934770 | 207563.2 | 19537853 | 82285.3 | 359636 | 317.9 |
| February ^R | 1701852 | 180819.4 | 9146 | 279.0 | 1710998 | 181098.5 | 29615269 | 76897.7 | 358684 | 314.0 |
| March | 1828497 | 197388.3 | 9392 | 278.6 | 1837889 | 197667.0 | 26367162 | 81733.8 | 375172 | 336.2 |

Note:* MICR Cheque Clearing and Electronic Fund Transfers (outward) includes only all scheduled banks upto

November, 2018 and also includes Bangladesh Samabaya Bank Ltd and Bangladesh Bank from December, 2018.

Rest of the indicators are applicable for all scheduled banks only.

R=Revised

E-COMMERCE STATISTICS

TABLE IIG (Contd.)

(Taka in crore)

| Transactions | | | | | | | | | | | | |
|-------------------------------|--------------|-------------------------------|----------------|------------------------------|---------------|-------------------------------|---------------|---------------------|--------------|---------------------|----------------|----------------------------|
| Credit Cards | | | | | | | | | | | | |
| Abroad Transactions (Issuing) | | Usage at POS | | | | E-commerce | | | | Total | | Outstanding Credit (as on) |
| Local Transactions (Issuing) | | Abroad Transactions (Issuing) | | Local Transactions (Issuing) | | Abroad Transactions (Issuing) | | | | | | |
| No. of Transactions | Amount | No. of Transactions | Amount | No. of Transactions | Amount | No. of Transactions | Amount | No. of Transactions | Amount | No. of Transactions | Amount | Amount |
| 6 | | 7 | | 8 | | 9 | | 10 | | 11=5+6+7+8+9+10 | | 12 |
| 28021 | 58.8 | 6761512 | 4060.5 | 696549 | 925.0 | 253116 | 33.1 | 100313 | 148.5 | 8837960 | 5872.1 | 2848.3 |
| 31335 | 55.9 | 8541661 | 4957.7 | 907456 | 1110.9 | 479308 | 71.8 | 199561 | 209.0 | 11228051 | 7109.8 | 3002.1 |
| 39679 | 68.8 | 10419658 | 5608.3 | 1315626 | 1353.7 | 976634 | 188.7 | 363752 | 353.8 | 14347433 | 8439.3 | 3490.8 |
| 49077 | 142.4 | 12465119 | 6980.8 | 1613052 | 1615.1 | 1981491 | 337.9 | 595913 | 598.2 | 18266624 | 10783.4 | 4258.0 |
| 50720 | 93.0 | 15028508 | 8290.5 | 1923225 | 1703.0 | 3124193 | 672.6 | 963802 | 771.6 | 23042328 | 12843.6 | 5056.2 |
| 39082 | 63.5 | 15306481 | 7966.3 | 1535082 | 1266.1 | 4046124 | 1346.6 | 1202470 | 437.3 | 24505369 | 12651.2 | 5231.1 |
| 14382 | 29.0 | 16955039 | 10577.7 | 714030 | 477.4 | 7411758 | 3820.2 | 1114214 | 419.7 | 29317275 | 17972.6 | 6452.3 |
| 32269 | 58.3 | 22368746 | 13326.3 | 1522495 | 1377.7 | 9143604 | 4548.9 | 1540947 | 629.0 | 40143187 | 25624.6 | 7507.1 |
| 847 | 2.0 | 1132758 | 764.4 | 64148 | 40.0 | 667093 | 338.3 | 86982 | 41.3 | 2246057 | 1486.6 | 6333.7 |
| 1231 | 2.9 | 1514289 | 910.9 | 83055 | 58.2 | 713283 | 342.4 | 132832 | 49.9 | 2769991 | 1674.4 | 6399.2 |
| 1629 | 3.3 | 1711870 | 1028.9 | 99209 | 69.8 | 716343 | 338.3 | 134671 | 50.8 | 3031396 | 1839.7 | 6510.8 |
| 3212 | 4.4 | 1818705 | 1070.4 | 118797 | 103.6 | 715865 | 329.0 | 136851 | 58.5 | 3203824 | 1964.3 | 6681.1 |
| 2678 | 5.3 | 1840658 | 1075.9 | 128543 | 118.0 | 800455 | 388.8 | 137349 | 54.2 | 3370208 | 2092.4 | 6813.2 |
| 2750 | 5.0 | 1948816 | 1175.8 | 125114 | 114.9 | 778310 | 386.0 | 128991 | 55.0 | 3471872 | 2229.0 | 6944.2 |
| 2114 | 4.1 | 1939894 | 1115.9 | 106587 | 91.7 | 765468 | 363.3 | 124135 | 53.0 | 3429392 | 2138.4 | 6973.3 |
| 2008 | 3.6 | 1816328 | 1046.7 | 99307 | 149.5 | 734540 | 362.7 | 120498 | 46.0 | 3249764 | 2108.8 | 6424.9 |
| 3198 | 5.5 | 2110834 | 1283.1 | 151038 | 144.4 | 825736 | 424.3 | 139082 | 53.5 | 3798207 | 2513.4 | 7220.9 |
| 3107 | 5.5 | 2438062 | 1467.3 | 131537 | 108.4 | 812058 | 441.7 | 127881 | 51.3 | 4093995 | 2715.3 | 7771.1 |
| 5283 | 9.3 | 2071700 | 1169.7 | 219953 | 203.6 | 779690 | 392.5 | 138379 | 55.0 | 3725590 | 2371.1 | 7426.3 |
| 4212 | 7.5 | 2024832 | 1217.2 | 195207 | 175.4 | 834763 | 441.6 | 133296 | 60.4 | 3752891 | 2491.3 | 7507.1 |
| 128412 | 217.4 | 26898127 | 16252.4 | 3167660 | 2918.4 | 11444462 | 6179.2 | 1712865 | 920.1 | 47034412 | 29962.6 | 8937.9 |
| 6644 | 12.6 | 2106121 | 1248.9 | 243793 | 233.2 | 807115 | 440.9 | 125636 | 60.7 | 3826773 | 2578.0 | 7281.2 |
| 11207 | 21.6 | 2167546 | 1237.8 | 248170 | 222.7 | 864402 | 450.8 | 144881 | 72.1 | 3741940 | 2302.4 | 7705.0 |
| 12868 | 22.1 | 2151129 | 1213.5 | 269478 | 239.7 | 875899 | 484.6 | 140097 | 72.7 | 3725173 | 2281.8 | 7790.9 |
| 12833 | 20.6 | 2262276 | 1293.4 | 294136 | 265.8 | 934287 | 530.6 | 137364 | 69.6 | 3941642 | 2458.2 | 7963.3 |
| 10346 | 16.6 | 2175109 | 1310.2 | 255155 | 230.5 | 1002128 | 548.6 | 137806 | 77.7 | 3875289 | 2459.2 | 8081.5 |
| 12491 | 20.1 | 2340788 | 1381.5 | 273549 | 259.0 | 953414 | 502.4 | 133129 | 76.6 | 3985465 | 2489.4 | 8302.7 |
| 10740 | 17.4 | 2308787 | 1377.8 | 272575 | 269.6 | 975434 | 506.1 | 140437 | 79.8 | 3988104 | 2506.5 | 8332.2 |
| 9988 | 16.6 | 2092907 | 1269.3 | 245334 | 239.2 | 916622 | 477.3 | 131818 | 70.8 | 3662104 | 2312.9 | 8114.6 |
| 11404 | 18.8 | 2270054 | 1469.0 | 277495 | 256.7 | 1043445 | 552.9 | 151054 | 87.1 | 4049110 | 2652.3 | 8621.9 |
| 10959 | 19.0 | 2600018 | 1630.4 | 250153 | 228.5 | 1002520 | 540.0 | 145696 | 80.7 | 4277389 | 2746.4 | 8794.2 |
| 10345 | 17.0 | 2208679 | 1380.8 | 293477 | 262.1 | 1070534 | 575.0 | 169809 | 90.1 | 4055964 | 2592.5 | 8862.9 |
| 8587 | 14.9 | 2214713 | 1439.8 | 244345 | 211.4 | 998662 | 570.0 | 155138 | 82.3 | 3905459 | 2583.0 | 8937.9 |
| 12831 | 23.1 | 2338888 | 1346.4 | 362023 | 338.5 | 1096296 | 596.6 | 177080 | 108.2 | 4294399 | 2674.4 | 9095.0 |
| 9812 | 16.3 | 2415852 | 1362.3 | 270179 | 231.7 | 1134101 | 599.0 | 200399 | 104.1 | 4356197 | 2591.6 | 9150.4 |
| 10883 | 18.7 | 2407950 | 1328.8 | 287593 | 244.3 | 1125802 | 579.7 | 198388 | 108.5 | 4356695 | 2563.3 | 9211.3 |
| 16059 | 29.0 | 2574948 | 1463.5 | 348068 | 301.2 | 1260773 | 654.0 | 224945 | 111.1 | 4783354 | 2865.7 | 9497.3 |
| 14453 | 27.0 | 2412776 | 1372.9 | 296342 | 265.4 | 1238701 | 653.4 | 222825 | 127.2 | 4534270 | 2748.8 | 9586.1 |
| 17271 | 33.7 | 2582874 | 1467.3 | 349172 | 319.6 | 1205621 | 661.0 | 202619 | 120.7 | 4715615 | 2916.9 | 9884.9 |
| 14360 | 27.6 | 2601846 | 1482.2 | 321685 | 298.8 | 1183707 | 654.8 | 203428 | 118.6 | 4684662 | 2899.9 | 10013.5 |
| 13300 | 24.6 | 2544606 | 1470.5 | 318719 | 284.2 | 1134961 | 634.0 | 198377 | 104.2 | 4568647 | 2831.5 | 10199.7 |
| 12337 | 22.7 | 2954874 | 1755.3 | 299686 | 256.7 | 1209404 | 709.2 | 220787 | 110.2 | 5072260 | 3190.4 | 10371.9 |

Note: MICR= Magnetic Ink Character Recognition, ATM- Automated Teller Machine, POS- Point of Sale, CRM- Cash Recycling Machine

Source: Statistics Department, Bangladesh Bank

E-BANKING &

| Period | Cards | | | | | | | | | | | | |
|-----------------------|------------------------------|-----------------|-------------------------------|--------------|------------------------------|---------------|-------------------------------|--------------|------------------------------|---------------|-------------------------------|--------------|--------|
| | Debit Cards | | | | | | | | | | | | |
| | Usage at ATMs & CRM | | | | Usage at POS | | | | E-Commerce | | | | |
| | Local Transactions (Issuing) | | Abroad Transactions (Issuing) | | Local Transactions (Issuing) | | Abroad Transactions (Issuing) | | Local Transactions (Issuing) | | Abroad Transactions (Issuing) | | |
| | No. of Transactions | Amount | No. of Transactions | Amount | No. of Transactions | Amount | No. of Transactions | Amount | No. of Transactions | Amount | No. of Transactions | Amount | Amount |
| | 13 | | 14 | | 15 | | 16 | | 17 | | 18 | | |
| 2014-15 | 109437869 | 82463.2 | 32304 | 72.5 | 4471176 | 5484.2 | 68426 | 67.2 | 689996 | 77.2 | 15022 | 17.5 | |
| 2015-16 | 144624702 | 103942.5 | 18111 | 61.7 | 6600050 | 6668.1 | 47953 | 71.1 | 586851 | 79.2 | 17265 | 22.0 | |
| 2016-17 | 146235630 | 110256.8 | 17173 | 41.2 | 7537435 | 5396.4 | 54815 | 91.1 | 861696 | 159.8 | 20053 | 22.6 | |
| 2017-18 | 163642668 | 124401.3 | 17071 | 44.7 | 9043546 | 5563.5 | 60230 | 113.0 | 3002978 | 307.5 | 32101 | 36.0 | |
| 2018-19 | 188970118 | 148183.8 | 19830 | 54.4 | 11477894 | 5802.2 | 70659 | 133.8 | 11499453 | 527.1 | 53845 | 48.7 | |
| 2019-20 | 193762532 | 156878.9 | 21928 | 55.0 | 10367099 | 5107.0 | 89133 | 92.2 | 9820620 | 1112.2 | 112794 | 49.7 | |
| 2020-21 | 241633196 | 212200.4 | 13230 | 51.7 | 15692084 | 6093.5 | 84064 | 44.1 | 15493699 | 4069.9 | 234778 | 67.9 | |
| 2021-22 | 288240242 | 295272.3 | 43588 | 91.4 | 21168832 | 7795.3 | 287315 | 158.4 | 22155076 | 4000.3 | 680047 | 184.4 | |
| July | 20138764 | 20998.8 | 1014 | 2.7 | 1133274 | 462.2 | 13333 | 3.7 | 1472570 | 308.5 | 32645 | 8.1 | |
| August | 20150016 | 20057.5 | 1487 | 3.9 | 1403366 | 536.8 | 14451 | 6.2 | 1662218 | 317.4 | 43558 | 13.1 | |
| September | 21480577 | 21567.7 | 1705 | 4.4 | 1635362 | 606.6 | 18459 | 8.0 | 1627735 | 320.4 | 50840 | 15.0 | |
| October | 22281925 | 22173.4 | 2245 | 4.7 | 1721050 | 632.3 | 20411 | 10.8 | 1575736 | 289.7 | 53655 | 15.5 | |
| November | 22693553 | 22213.8 | 2884 | 5.2 | 1778182 | 641.1 | 20491 | 12.1 | 1611678 | 291.4 | 49607 | 15.0 | |
| December | 23517987 | 23320.5 | 4305 | 8.4 | 1843500 | 682.1 | 24630 | 12.8 | 1659356 | 314.2 | 67243 | 19.0 | |
| January | 23522301 | 23678.1 | 2951 | 6.0 | 1774600 | 657.1 | 24821 | 11.9 | 1723783 | 331.0 | 60566 | 16.8 | |
| February | 22247507 | 23466.8 | 2820 | 6.1 | 1686544 | 614.1 | 20590 | 10.3 | 1751832 | 300.9 | 50104 | 12.5 | |
| March | 26191120 | 27276.3 | 4567 | 9.2 | 1930735 | 706.9 | 31593 | 17.2 | 2171499 | 349.4 | 64594 | 16.1 | |
| April | 29966687 | 31921.7 | 5063 | 10.8 | 2418462 | 929.5 | 27978 | 15.9 | 2395616 | 423.7 | 64979 | 15.5 | |
| May | 24998344 | 24999.2 | 6919 | 13.4 | 1934867 | 653.9 | 34338 | 24.7 | 2145171 | 344.0 | 66779 | 15.7 | |
| June | 31051461 | 33598.6 | 7628 | 16.5 | 1908890 | 672.7 | 36220 | 25.0 | 2357882 | 409.7 | 75477 | 22.1 | |
| 2022-23 | 409898744 | 439146.6 | 314651 | 763.7 | 27422298 | 9807.2 | 876606 | 662.1 | 31158912 | 5576.4 | 1271210 | 387.2 | |
| July | 31707919 | 34151.3 | 9520 | 19.9 | 2101874 | 772.1 | 39955 | 33.4 | 2305148 | 410.0 | 77442 | 20.5 | |
| August | 30727592 | 32772.3 | 23847 | 45.6 | 2051844 | 712.7 | 57902 | 41.0 | 2422183 | 414.6 | 171033 | 32.6 | |
| September | 30738357 | 33048.7 | 32870 | 69.4 | 2074680 | 720.0 | 68822 | 51.6 | 2482218 | 434.8 | 122407 | 30.7 | |
| October | 31912334 | 33917.6 | 32398 | 71.9 | 2154044 | 749.0 | 79211 | 58.3 | 2546429 | 445.6 | 130974 | 29.8 | |
| November | 32672687 | 35024.4 | 29846 | 71.3 | 2118175 | 727.1 | 75297 | 61.2 | 2539175 | 440.6 | 93709 | 31.8 | |
| December | 32463206 | 35254.5 | 35734 | 101.9 | 2281442 | 804.7 | 77509 | 63.4 | 2516615 | 453.3 | 98404 | 32.8 | |
| January | 33380373 | 35304.6 | 25762 | 72.8 | 2401494 | 799.1 | 76612 | 61.9 | 2664740 | 492.3 | 88534 | 34.5 | |
| February | 32847627 | 35384.5 | 23770 | 72.5 | 2072201 | 721.6 | 71204 | 55.6 | 2441934 | 426.3 | 78011 | 29.8 | |
| March | 37357707 | 40731.4 | 26673 | 73.6 | 2353260 | 885.1 | 82700 | 61.1 | 2675176 | 473.6 | 93329 | 34.9 | |
| April | 40382417 | 42392.2 | 22198 | 52.7 | 2937695 | 1080.6 | 73764 | 54.9 | 2926674 | 531.0 | 87541 | 32.8 | |
| May | 35970414 | 37611.9 | 25639 | 56.8 | 2292050 | 760.2 | 88615 | 62.0 | 2720257 | 487.4 | 111631 | 36.7 | |
| June | 39738111 | 43553.2 | 26394 | 55.2 | 2583539 | 1074.9 | 85015 | 57.9 | 2918363 | 566.9 | 118195 | 40.3 | |
| 2023-24 | | | | | | | | | | | | | |
| July | 32469129 | 32740.4 | 33218 | 73.7 | 2547176 | 953.5 | 117185 | 89.4 | 2870391 | 553.7 | 131311 | 46.0 | |
| August | 33588910 | 36028.1 | 32986 | 91.7 | 2623129 | 994.1 | 105419 | 71.3 | 2834825 | 564.6 | 160747 | 53.8 | |
| September | 32888976 | 34983.3 | 39413 | 90.0 | 2660788 | 998.7 | 122915 | 75.9 | 2838836 | 549.6 | 179319 | 62.0 | |
| October | 35482731 | 37616.3 | 52217 | 128.2 | 2810261 | 1075.1 | 144565 | 88.8 | 3120589 | 608.3 | 199976 | 59.0 | |
| November | 34459563 | 37386.7 | 47422 | 121.8 | 2616668 | 962.4 | 136586 | 91.3 | 3232987 | 623.2 | 213293 | 68.3 | |
| December | 36270911 | 39801.4 | 55311 | 152.7 | 2766966 | 1057.0 | 137640 | 105.6 | 2945278 | 560.5 | 214155 | 74.8 | |
| January ^R | 36923118 | 40715.0 | 40349 | 99.1 | 2608485 | 1080.3 | 120175 | 96.3 | 3307426 | 664.9 | 194605 | 70.2 | |
| February ^R | 36507771 | 40320.2 | 39762 | 94.6 | 2489809 | 886.7 | 123724 | 94.7 | 3114735 | 616.2 | 199293 | 66.5 | |
| March | 40843289 | 46032.2 | 34256 | 72.4 | 3071612 | 1167.0 | 118608 | 90.9 | 3364473 | 671.6 | 238608 | 67.1 | |

E-COMMERCE STATISTICS

TABLE IIG (Contd.)

(Taka in crore)

| Transactions | | | | | | | | | | | |
|-----------------------------|-----------------|-------------------------------------|---------------|--------------------------------------|---------------|--|---------------|-------------------------------------|---------------|--|--------------|
| Total | | Prepaid Cards Transactions | | | | Internationally Issued Cards Transactions | | | | | |
| | | Local Transactions (Issuing) | | Abroad Transactions (Issuing) | | ATM & CRM Transactions (Acquiring) | | POS Transactions (Acquiring) | | E-Commerce Transactions (Acquiring) | |
| No. of Transactions | Amount | No. of Transactions | Amount | No. of Transactions | Amount | No. of Transactions | Amount | No. of Transactions | Amount | No. of Transactions | Amount |
| 19=13+14+15+16+17+18 | | 20 | | 21 | | 22 | | 23 | | 24 | |
| 114714793 | 88181.8 | 413236 | 246.1 | 87958 | 178.2 | 1230385 | 1225.1 | 3413293 | 2328.2 | 19647 | 49.6 |
| 151894932 | 110844.6 | 562137 | 359.8 | 97635 | 111.2 | 790240 | 1179.3 | 2307859 | 2180.1 | 261323 | 71.9 |
| 154726802 | 115968.2 | 707730 | 484.2 | 135948 | 200.1 | 673548 | 1014.0 | 993729 | 920.8 | 624526 | 116.2 |
| 175798594 | 130466.1 | 902167 | 611.4 | 328135 | 372.1 | 468092 | 1175.8 | 1397236 | 1330.2 | 821042 | 157.2 |
| 212091799 | 154750.0 | 1423955 | 932.9 | 780021 | 279.0 | 712417 | 1272.1 | 1330714 | 1415.2 | 619956 | 149.0 |
| 214174106 | 163295.0 | 1952354 | 1329.0 | 1275782 | 295.3 | 747458 | 904.9 | 897425 | 890.5 | 330007 | 104.9 |
| 273151051 | 222527.5 | 2722079 | 1828.3 | 1271573 | 223.7 | 817466 | 972.3 | 823656 | 612.4 | 472592 | 123.2 |
| 332575100 | 307502.1 | 3546881 | 2232.7 | 1583371 | 445.15 | 1139587 | 1295.7 | 1260346 | 1031.8 | 741131 | 282.5 |
| 22791600 | 21783.9 | 297771 | 206.3 | 78911 | 20.3 | 71808 | 86.6 | 61708 | 56.5 | 54390 | 20.6 |
| 23275096 | 20934.8 | 254584 | 151.4 | 127676 | 28.1 | 73231 | 81.6 | 86062 | 68.9 | 60255 | 18.9 |
| 24814678 | 22522.2 | 269985 | 165.9 | 147487 | 33.2 | 82886 | 94.1 | 97056 | 73.5 | 54706 | 17.1 |
| 25655022 | 23126.3 | 274249 | 167.3 | 179532 | 33.9 | 91683 | 102.3 | 113017 | 89.0 | 58722 | 18.2 |
| 26156395 | 23178.5 | 261658 | 168.2 | 138261 | 32.4 | 95942 | 106.5 | 119123 | 98.8 | 57798 | 20.0 |
| 27117021 | 24357.0 | 272921 | 179.9 | 138215 | 35.0 | 125251 | 136.0 | 147881 | 118.3 | 48693 | 19.3 |
| 27109022 | 24701.0 | 310991 | 197.2 | 130755 | 35.9 | 110162 | 125.1 | 151303 | 120.0 | 68009 | 24.2 |
| 25759397 | 24410.7 | 282637 | 179.8 | 130996 | 28.2 | 108615 | 124.9 | 111261 | 92.7 | 59855 | 20.4 |
| 30394108 | 28375.0 | 325406 | 195.5 | 136017 | 35.0 | 121963 | 139.9 | 115842 | 100.7 | 66158 | 29.0 |
| 34878785 | 33317.2 | 416598 | 276.3 | 127761 | 33.5 | 128818 | 146.8 | 110497 | 91.0 | 72122 | 33.3 |
| 29186418 | 26050.8 | 271703 | 142.1 | 114495 | 37.0 | 68489 | 78.8 | 75535 | 58.4 | 66148 | 28.1 |
| 35437558 | 34744.7 | 308378 | 202.9 | 133265 | 92.5 | 60739 | 73.2 | 71061 | 64.0 | 74275 | 33.3 |
| 470942421 | 456343.2 | 4465347 | 2897.5 | 1766000 | 1024.6 | 506060 | 705.8 | 923852 | 889.6 | 803872 | 309.5 |
| 36241858 | 35407.2 | 336308 | 230.0 | 111710 | 60.6 | 69168 | 88.7 | 78786 | 67.7 | 68995 | 27.8 |
| 35454401 | 34018.8 | 321726 | 212.9 | 160962 | 84.8 | 63646 | 75.6 | 74124 | 64.7 | 72909 | 28.6 |
| 35519354 | 34355.2 | 339262 | 229.5 | 185120 | 99.6 | 33513 | 45.3 | 58938 | 55.4 | 55438 | 16.1 |
| 36855390 | 35272.2 | 325905 | 215.3 | 180177 | 89.1 | 34584 | 48.1 | 61196 | 56.2 | 48897 | 14.6 |
| 37528889 | 36356.3 | 333057 | 218.3 | 160957 | 83.6 | 36006 | 51.3 | 67685 | 62.9 | 53000 | 16.2 |
| 37472910 | 36710.6 | 351918 | 226.5 | 150488 | 85.8 | 40941 | 59.3 | 84296 | 74.5 | 56109 | 19.1 |
| 38637515 | 36765.3 | 373707 | 245.8 | 147797 | 84.3 | 40609 | 58.1 | 92671 | 79.5 | 66752 | 18.2 |
| 37534747 | 36690.3 | 363365 | 229.8 | 135062 | 73.1 | 36215 | 56.5 | 82202 | 82.8 | 61624 | 19.0 |
| 42588845 | 42259.6 | 396901 | 247.8 | 148072 | 78.4 | 38153 | 56.4 | 82557 | 90.6 | 68721 | 27.1 |
| 46430289 | 44144.3 | 454017 | 288.5 | 121747 | 67.9 | 34957 | 52.6 | 63761 | 56.5 | 73967 | 29.5 |
| 41208606 | 39015.0 | 362774 | 217.1 | 139752 | 136.3 | 33992 | 50.5 | 79449 | 84.7 | 76111 | 25.3 |
| 45469617 | 45348.4 | 506407 | 336.0 | 124156 | 81.2 | 44276 | 63.3 | 98187 | 114.1 | 101349 | 68.0 |
| 38168410 | 34456.7 | 381496 | 209.8 | 131595 | 90.1 | 41136 | 58.2 | 106844 | 114.0 | 105471 | 66.6 |
| 39346016 | 37803.7 | 426533 | 266.4 | 163885 | 89.3 | 41901 | 57.8 | 98881 | 117.9 | 125115 | 94.5 |
| 38730247 | 36759.5 | 436819 | 269.4 | 168387 | 88.6 | 40749 | 54.0 | 103024 | 128.4 | 120845 | 80.2 |
| 41810339 | 39575.7 | 469293 | 285.6 | 198418 | 94.8 | 42986 | 58.3 | 102905 | 134.5 | 126044 | 84.1 |
| 40706519 | 39253.8 | 480023 | 289.0 | 209288 | 97.0 | 41063 | 55.6 | 107430 | 113.9 | 115832 | 79.8 |
| 42390261 | 41752.0 | 447143 | 289.2 | 222079 | 122.1 | 37424 | 68.2 | 120421 | 116.0 | 132328 | 87.6 |
| 43194158 | 42725.8 | 515232 | 362.2 | 210733 | 123.5 | 36607 | 53.4 | 122716 | 116.9 | 123315 | 89.8 |
| 42475094 | 42078.8 | 478731 | 335.5 | 211208 | 103.6 | 39053 | 57.7 | 141444 | 170.1 | 122755 | 87.9 |
| 47670846 | 48101.1 | 538793 | 364.0 | 236837 | 103.0 | 39894 | 58.3 | 129144 | 160.5 | 137771 | 105.8 |

E-BANKING

| Period | Card Transactions | | | | Number of Cards (net) (as on) | | | | Internet Banking | |
|------------------------|---|---------------|---------------------|-----------------|-------------------------------|-----------------|----------------|-----------------|---|-----------------------|
| | Internationally Issued Cards Transactions | | Total | | Credit Cards | Debit Cards | Prepaid Cards | Total | No. of Internet Banking Customers (as on) | Internet Transactions |
| | Total | | | | | | | | | |
| | No. of Transactions | Amount | No. of Transactions | Amount | Number | Number | Number | Number | Number | No. of Transactions |
| | 25=22+23+24 | | 26=11+19+20+21+25 | | 27 | 28 | 29 | 30=27+28+29 | 31 | 32 |
| 2014-15 | 4663325 | 3602.8 | 128717272 | 98075.7 | 583209 | 8547688 | 113248 | 9244145 | 1460092 | 5863004 |
| 2015-16 | 3359422 | 3431.2 | 167122535 | 121795.4 | 769296 | 9062049 | 160225 | 9991570 | 1436837 | 7457338 |
| 2016-17 | 2291803 | 2051.2 | 172160012 | 127025.1 | 936148 | 10802217 | 205285 | 11943650 | 1621377 | 7110797 |
| 2017-18 | 2686370 | 2663.3 | 197921660 | 144743.4 | 1000474 | 12575605 | 158526 | 13734605 | 1856866 | 8420438 |
| 2018-19 | 2762794 | 2861.8 | 240003413 | 171462.2 | 1394675 | 16915478 | 320235 | 18630388 | 2251764 | 11711906 |
| 2019-20 | 1974890 | 1900.3 | 243882501 | 179470.9 | 1560459 | 19725783 | 586230 | 21872472 | 2742241 | 19897516 |
| 2020-21 | 2113714 | 1707.9 | 308575692 | 244259.9 | 1734418 | 23363702 | 934250 | 26032370 | 3638433 | 28762491 |
| 2021-22 | 3141064 | 2610.0 | 380989603 | 338414.6 | 1978196 | 27623986 | 1869559 | 31471741 | 5355586 | 54043607 |
| July | 187906 | 163.7 | 25602245 | 23660.8 | 1737932 | 23620886 | 954673 | 26313491 | 3822834 | 3700893 |
| August | 219548 | 169.4 | 26646895 | 22958.1 | 1746763 | 23865558 | 981158 | 26593479 | 3912195 | 3611919 |
| September ^k | 234648 | 184.7 | 28498194 | 24745.6 | 1762978 | 24225164 | 1026580 | 27014722 | 4025434 | 3803453 |
| October | 263422 | 209.4 | 29576049 | 25501.2 | 1779794 | 24675363 | 1075009 | 27530166 | 4158419 | 4070877 |
| November | 272863 | 225.4 | 30199385 | 25696.9 | 1802876 | 24999319 | 1130272 | 27932467 | 4306170 | 3983288 |
| December | 321825 | 273.7 | 31321854 | 27074.6 | 1833242 | 25285859 | 1154901 | 28274002 | 4439938 | 4299401 |
| January | 329474 | 269.3 | 31309634 | 27341.7 | 1847534 | 25574668 | 1198452 | 28620654 | 4554785 | 4552127 |
| February | 279731 | 238.1 | 29702525 | 26965.6 | 1869149 | 25980681 | 1346291 | 29196121 | 4699459 | 4496931 |
| March | 303963 | 269.6 | 34957701 | 31388.6 | 1892324 | 26447201 | 1433849 | 29773374 | 4826551 | 5177824 |
| April | 311437 | 271.1 | 39828576 | 36613.3 | 1922273 | 26790235 | 1547578 | 30260086 | 4924682 | 5860722 |
| May | 210172 | 165.3 | 33508378 | 28766.3 | 1941162 | 27169150 | 1639290 | 30749602 | 5138554 | 4819088 |
| June | 206075 | 170.6 | 39838167 | 37702.0 | 1978196 | 27623986 | 1869559 | 31471741 | 5355586 | 5667084 |
| 2022-23 | 2233784 | 1904.9 | 526441964 | 492132.7 | 2238663 | 32131984 | 4269805 | 38640452 | 7237380 | 78148370 |
| July | 216949 | 184.2 | 40733598 | 38460.0 | 2007724 | 27950359 | 2528173 | 32486256 | 5472264 | 5703793 |
| August | 210679 | 168.9 | 39889708 | 36787.8 | 2022259 | 28372594 | 2985576 | 33380429 | 5716529 | 5970748 |
| September | 147889 | 116.7 | 39916798 | 37082.8 | 2037598 | 28784052 | 3099201 | 33920851 | 5889226 | 6024976 |
| October | 144677 | 119.0 | 41447791 | 38153.8 | 2068597 | 29155758 | 3198443 | 34422798 | 6019687 | 6117675 |
| November | 156691 | 130.4 | 42054883 | 39247.9 | 2087136 | 29542887 | 3279020 | 34909043 | 6127001 | 6201828 |
| December | 181346 | 152.9 | 42142127 | 39665.2 | 2115861 | 29849136 | 3383951 | 35348948 | 6252634 | 5624146 |
| January | 200032 | 155.8 | 43347155 | 39757.7 | 2136173 | 30244096 | 3487706 | 35867975 | 6432921 | 6901854 |
| February | 180041 | 158.3 | 41875319 | 39464.3 | 2158816 | 30652242 | 3609114 | 36420172 | 6569164 | 5709234 |
| March | 189431 | 174.2 | 47372359 | 45412.4 | 2178046 | 30997335 | 3745357 | 36920738 | 6710423 | 6532095 |
| April | 172685 | 138.6 | 51456127 | 47385.7 | 2198834 | 31305571 | 3870178 | 37374583 | 6930832 | 7695750 |
| May | 189552 | 160.5 | 45956648 | 42121.3 | 2216484 | 31718430 | 4037398 | 37972312 | 7027516 | 7393749 |
| June | 243812 | 245.4 | 50249451 | 48594.1 | 2238663 | 32131984 | 4269805 | 38640452 | 7237380 | 8272522 |
| 2023-24 | | | | | | | | | | |
| July | 253451 | 238.7 | 43229351 | 37669.7 | 2268371 | 32666507 | 4409712 | 39344590 | 7442964 | 7807126 |
| August | 265897 | 270.2 | 44558528 | 41021.2 | 2294491 | 33156910 | 4590842 | 40042243 | 7632300 | 8414924 |
| September | 264618 | 262.6 | 43956766 | 39943.3 | 2316132 | 33598824 | 4736851 | 40651807 | 7788896 | 8234472 |
| October | 271935 | 276.9 | 47533339 | 43098.6 | 2337580 | 34001815 | 4904421 | 41243816 | 7980859 | 10337750 |
| November | 264325 | 249.3 | 46194425 | 42638.0 | 2367620 | 34331261 | 4997524 | 41696405 | 8172648 | 9747240 |
| December | 290173 | 271.8 | 48065271 | 45352.0 | 2398577 | 34569683 | 5120934 | 42089194 | 8331730 | 9850726 |
| January ^R | 282638 | 260.0 | 48887423 | 46371.5 | 2418708 | 35062332 | 5255904 | 42736944 | 8486538 | 10622601 |
| February ^R | 303252 | 315.8 | 48036932 | 45665.3 | 2424363 | 35418498 | 5379541 | 43222402 | 8915009 | 10775757 |
| March | 306809 | 324.6 | 53825545 | 52083.2 | 2450700 | 35869678 | 5697192 | 44017570 | 8338860 | 12441038 |

| Banking Transactions | Mobile Financial Services (MFS) | | | | Agent Banking | | | | No. of ATMs (as on) | No. of POS (as on) |
|-------------------------|---------------------------------|-------------------|---------------------|--------------------------------------|-----------------------------|-------------------------------|-----------------|---|---------------------------|--------------------------|
| | No. of MFS Agents (as on) | MFS Transactions | | No. of MFS Subscribers (as on) | No. of Agents (as on) | Agent Banking Transactions | | No. of Agent Banking Subscribers (as on) | | |
| | Number | Amount | No. of Transactions | Number | Number | Amount | Number | Number | | |
| 33 | 34 | 35 | | 36 | 37 | 38 | | 39 | 40 | 41 |
| 18357.9 | 547407 | 939607060 | 142292.8 | 28625074 | 100 | 243530 | 301.2 | 37052 | 6346 | 28587 |
| 25524.2 | 617418 | 1354198797 | 196061.5 | 36333933 | 610 | 2115664 | 3579.2 | 261693 | 8517 | 32270 |
| 35753.9 | 758570 | 1663219636 | 277072.7 | 53702690 | 2891 | 6773093 | 12556.9 | 845699 | 9246 | 36288 |
| 32842.0 | 829783 | 2035798140 | 348295.2 | 61862982 | 3598 | 15412359 | 35093.8 | 1783156 | 9747 | 41130 |
| 47615.1 | 1024772 | 2467033312 | 402913.3 | 73778610 | 6073 | 32530626 | 312040.3 | 3416020 | 10722 | 52846 |
| 71561.0 | 1160121 | 2859543446 | 489558.9 | 107475632 | 8812 | 66181962 | 191433.3 | 7357466 | 11047 | 65946 |
| 101060.4 | 1377616 | 3892218366 | 759556.0 | 152462267 | 12930 | 115849678 | 394068.6 | 12202370 | 12337 | 82098 |
| 224959.7 | 1515665 | 4769246590 | 990004.0 | 178639642 | 14300 | 162287061 | 564845.2 | 16073962 | 13036 | 101341 |
| 12768.8 | 1395455 | 381554769 | 77645.9 | 156026369 | 13086 | 11150939 | 32523.2 | 12360576 | 12367 | 82449 |
| 15281.3 | 1421933 | 369127935 | 71229.5 | 159013728 | 13160 | 10557594 | 37512.9 | 12605017 | 12425 | 83541 |
| 16864.3 | 1411192 | 365210917 | 74248.5 | 162095327 | 13467 | 11171328 | 42370.2 | 12911018 | 12495 | 85817 |
| 15558.3 | 1431364 | 376249253 | 76725.3 | 164619367 | 13591 | 11513278 | 42072.4 | 13189535 | 12567 | 87417 |
| 17009.4 | 1388741 | 376260335 | 78584.1 | 167005492 | 13753 | 13846787 | 45382.0 | 13507106 | 12652 | 88776 |
| 20558.9 | 1412767 | 391636834 | 81099.1 | 169722031 | 13951 | 13984633 | 49139.3 | 14047396 | 12831 | 92086 |
| 18623.2 | 1429850 | 408094514 | 84783.4 | 173267972 | 14081 | 14755323 | 52121.9 | 14416227 | 12864 | 93662 |
| 17763.3 | 1445537 | 368643121 | 78545.2 | 176274230 | 14168 | 13291184 | 47055.9 | 14777744 | 12890 | 95037 |
| 23140.8 | 1465032 | 413268681 | 89077.0 | 170251728 | 14170 | 13934578 | 56640.3 | 15192980 | 12932 | 97750 |
| 22957.6 | 1482016 | 444373921 | 107460.3 | 172937294 | 14188 | 14189702 | 53463.6 | 15485570 | 12948 | 100170 |
| 20663.0 | 1495856 | 413216473 | 76312.0 | 175769859 | 14240 | 14020406 | 48028.7 | 15720988 | 12972 | 101099 |
| 23770.8 | 1515665 | 461609837 | 94293.7 | 178639642 | 14300 | 19871309 | 58535.0 | 16073962 | 13036 | 101341 |
| 397221.1 | 1585722 | 5538646530 | 1217375.6 | 207268646 | 15510 | 181709043 | 774328.8 | 19850911 | 13704 | 106733 |
| 23548.5 | 1526239 | 431892765 | 89169.3 | 181137763 | 14412 | 12448213 | 52784.4 | 16293910 | 13065 | 101993 |
| 25544.0 | 1493398 | 408059052 | 87446.4 | 183224610 | 14509 | 12988273 | 57542.3 | 16537969 | 13099 | 103094 |
| 26605.4 | 1505321 | 408379707 | 87635.2 | 185257932 | 14716 | 12732190 | 59295.2 | 16781251 | 13210 | 101712 |
| 25965.3 | 1521803 | 444062360 | 93013.4 | 187523593 | 14833 | 15506520 | 59765.9 | 17042562 | 13269 | 102488 |
| 27426.6 | 1531405 | 415974768 | 92125.7 | 188559736 | 15056 | 14627647 | 65062.2 | 17251563 | 13367 | 103035 |
| 27558.8 | 1554637 | 428324785 | 96132.9 | 191063573 | 15226 | 15621424 | 62761.4 | 17478884 | 13434 | 103055 |
| 33925.6 | 1569112 | 462957809 | 100593.4 | 194125137 | 15270 | 15829033 | 70970.1 | 17760150 | 13501 | 102865 |
| 29385.9 | 1581284 | 450945081 | 97307.6 | 196759171 | 15376 | 16889984 | 63510.8 | 18365881 | 13524 | 103199 |
| 33557.4 | 1598000 | 482456025 | 108467.3 | 198091783 | 15409 | 15428976 | 77530.2 | 18935184 | 13568 | 105413 |
| 44638.4 | 1555791 | 531055866 | 124954.0 | 200689210 | 15411 | 16270577 | 64255.9 | 19248377 | 13614 | 106514 |
| 49966.0 | 1570340 | 501923307 | 108355.2 | 203970186 | 15473 | 15276196 | 72678.8 | 19643273 | 13658 | 106816 |
| 49099.3 | 1585722 | 572615005 | 132175.3 | 207268646 | 15510 | 18090010 | 68171.6 | 19850911 | 13704 | 106733 |
| 46243.4 | 1601445 | 483531836 | 98306.9 | 209569834 | 15574 | 14858617 | 68004.1 | 20154126 | 13725 | 106832 |
| 52099.7 | 1618988 | 512290724 | 109555.1 | 212420476 | 15671 | 13226342 | 68125.2 | 20449522 | 13732 | 106225 |
| 48716.4 | 1629716 | 497412883 | 108378.2 | 215041746 | 15539 | 12032552 | 59312.9 | 20683628 | 13623 | 106451 |
| 78863.1 | 1678207 | 573271299 | 120596.5 | 217710830 | 15542 | 16089259 | 70459.9 | 20931465 | 13655 | 107035 |
| 82866.2 | 1701943 | 542074508 | 119669.2 | 220086186 | 15581 | 14580631 | 70444.4 | 21195205 | 13437 | 107144 |
| 81640.2 | 1724515 | 550908856 | 124548.5 | 220457448 | 15757 | 13976607 | 67225.7 | 21418816 | 13436 | 108469 |
| 96205.9 | 1739321 | 562750812 | 129500.6 | 219119012 | 15761 | 14948766 | 73983.9 | 21696736 | 13461 | 109128 |
| 93822.7 | 1754723 | 584272437 | 130140.1 | 221478625 | 15773 | 15446110 | 69295.9 | 21929947 | 13465 | 110089 |
| 99510.6 | 1769911 | 608728639 | 148335.9 | 224001412 | 15835 | 15325171 | 72956.4 | 22249033 | 13485 | 113734 |

Note: NAGAD has been included from September,2018 in MFS data

BALANCE OF

| Period | Goods | | | Services | | |
|----------------------------|-------------------|-------------------|------------------|----------------|-----------------|-----------------|
| | Export (f.o.b) | Import (f.o.b) | Trade Balance | Receipts | Payments | Net |
| | 1 | 2 | 3 = (1-2) | 4 | 5 | 6 = (4-5) |
| 2009-10 | 112345.1 | 147983.0 | -35637.9 | 15453.4 | 25710.8 | -10257.4 |
| 2010-11 | 164159.2 | 216341.1 | -52181.9 | 18292.9 | 35500.6 | -17207.7 |
| 2011-12 | 193375.5 | 253042.2 | -59666.7 | 19370.4 | 41880.3 | -22509.9 |
| 2012-13* | 211643.0 | 272427.1 | -60784.1 | 22601.1 | 48387.1 | -25786.0 |
| 2013-14 | 230946.3 | 286835.7 | -55889.4 | 24212.9 | 56129.4 | -31916.5 |
| 2014-15 | 238483.7 | 284654.7 | -46171.0 | 23956.9 | 64556.6 | -40599.7 |
| 2015-16 | 261822.6 | 303951.9 | -42129.3 | 27156.7 | 57509.7 | -30353.0 |
| 2016-17 | 269251.7 | 334930.0 | -65678.3 | 28718.6 | 64385.6 | -35667.0 |
| 2017-18 | 297456.2 | 447422.4 | -149966.2 | 37062.9 | 76200.3 | -39137.4 |
| Jul- Sep | 68969.8 | 98425.8 | -29456.0 | 7797.9 | 16636.8 | -8838.9 |
| Oct- Dec | 74553.6 | 115042.6 | -40489.0 | 8780.4 | 18716.1 | -9935.7 |
| Jan- Mar | 78019.4 | 115941.7 | -37922.3 | 9475.9 | 18471.3 | -8995.4 |
| Apr- Jun | 75913.4 | 118012.3 | -42098.9 | 11008.7 | 22376.1 | -11367.4 |
| 2018-19 | 335633.3 | 465793.3 | -130160.0 | 50849.1 | 79728.0 | -28878.9 |
| Jul- Sep | 81626.9 | 113892.6 | -32265.7 | 12108.4 | 18476.6 | -6368.2 |
| Oct- Dec | 87356.3 | 119277.2 | -31920.9 | 12886.0 | 20968.6 | -8082.6 |
| Jan- Mar | 86382.0 | 122256.9 | -35874.9 | 12386.2 | 19794.2 | -7408.0 |
| Apr- Jun | 80268.1 | 110366.6 | -30098.5 | 13468.5 | 20488.6 | -7020.1 |
| 2019-20 | 280337.6 | 429749.0 | -149411.4 | 50747.8 | 72093.8 | -21346.0 |
| Jul- Sep | 80122.8 | 112017.5 | -31894.7 | 12475.8 | 19747.7 | -7271.9 |
| Oct- Dec | 80430.7 | 117085.5 | -36654.8 | 14153.6 | 20691.2 | -6537.6 |
| Jan- Mar | 80628.5 | 112645.4 | -32016.9 | 13774.2 | 19495.6 | -5721.4 |
| Apr- Jun | 39155.6 | 88000.6 | -48845.0 | 10344.2 | 12159.3 | -1815.1 |
| 2020-21 | 312956.5 | 514608.8 | -201652.3 | 63459.3 | 87684.0 | -24224.7 |
| Jul- Sep | 80550.8 | 99540.1 | -18989.3 | 13721.9 | 17991.4 | -4269.5 |
| Oct- Dec | 75099.2 | 114396.9 | -39297.7 | 16939.2 | 21315.6 | -4376.4 |
| Jan- Mar | 77985.6 | 148745.5 | -70759.9 | 15844.0 | 23201.0 | -7357.0 |
| Apr- Jun | 79320.9 | 151926.3 | -72605.4 | 16954.2 | 25176.0 | -8221.8 |
| 2021-22 | 425479.5 | 712444.7 | -286965.2 | 86166.0 | 117554.3 | -31388.3 |
| Jul- Sep | 89664.6 | 147272.4 | -57607.8 | 18439.4 | 23105.2 | -4665.8 |
| Oct- Dec | 109026.4 | 185613.8 | -76587.4 | 22341.8 | 30961.9 | -8620.1 |
| Jan- Mar | 113777.0 | 193965.9 | -80188.9 | 21237.8 | 29981.4 | -8743.6 |
| Apr- Jun | 113011.5 | 185592.6 | -72581.1 | 24147.0 | 33505.8 | -9358.8 |
| 2022-23 | 521162.4 | 688957.7 | -167795.3 | 69705.0 | 111571.1 | -41866.1 |
| Jul- Sep | 111586.5 | 182640.6 | -71054.1 | 18099.3 | 27425.7 | -9326.4 |
| Oct- Dec | 137361.3 | 182212.3 | -44851.0 | 18472.3 | 27242.0 | -8769.7 |
| Jan- Mar | 136070.1 | 161717.5 | -25647.4 | 16162.1 | 25515.3 | -9353.2 |
| Apr- Jun | 136144.5 | 162387.3 | -26242.8 | 16971.3 | 31388.1 | -14416.8 |
| 2023-24^P | | | | | | |
| July | 47377.9 | 54293.2 | -6915.3 | 5632.4 | 10019.9 | -4387.5 |
| August | 49192.7 | 53307.7 | -4115.0 | 5623.7 | 9415.6 | -3791.9 |
| September | 44905.6 | 53744.4 | -8838.8 | 4812.5 | 9886.5 | -5074.0 |
| October | 38962.2 | 60983.8 | -22021.6 | 5889.1 | 11002.4 | -5113.3 |
| November | 49954.3 | 60488.9 | -10534.6 | 5731.1 | 10131.9 | -4400.8 |
| December | 55320.4 | 53498.7 | 1821.7 | 6973.5 | 9796.2 | -2822.7 |
| January | 59553.6 | 59914.0 | -360.4 | 5445.9 | 10465.7 | -5019.8 |
| February | 53660.1 | 53476.3 | 183.8 | 5126.6 | 9740.4 | -4613.8 |
| March | 51603.6 | 52040.7 | -437.1 | 6355.3 | 11870.6 | -5515.3 |

Note : 1. Upto June'12 data was compiled on the basis of IMF's BPM5 & From July'12, BPM6 has been implemented

P = Provisional

PAYMENTS

TABLE-III A (Contd.)

(Taka in crore)

| Income / Primary Income | | | Current Transfers (Net)/ Secondary Income (Net) | | | Current Account Balance |
|-------------------------|----------------|-----------------|---|-----------------|-----------------|-------------------------|
| Receipts | Payments | Net | Official | Private | Total | |
| 7 | 8 | 9 = (7-8) | 10 | 11 | 12 = (10+11) | 13=(3+6+9+12) |
| 551.7 | 10566.4 | -10014.7 | 864.8 | 78001.3 | 78866.1 | 22956.1 |
| 871.7 | 11267.1 | -10395.4 | 1047.1 | 84013.2 | 85060.3 | 5275.3 |
| 1523.3 | 13242.2 | -11718.9 | 829.2 | 101982.6 | 102811.8 | 8916.3 |
| 965.0 | 19441.6 | -18476.6 | 516.6 | 119520.4 | 120037.0 | 14990.3 |
| 1011.5 | 21168.1 | -20156.6 | 615.2 | 115425.0 | 116040.2 | 8077.7 |
| 582.6 | 22769.8 | -22187.2 | 594.6 | 122888.8 | 123483.4 | 14525.5 |
| 1200.1 | 20802.0 | -19601.9 | 532.1 | 119572.5 | 120104.6 | 28020.4 |
| 812.4 | 21662.2 | -20849.8 | 343.8 | 105172.2 | 105516.0 | -16679.1 |
| 1035.1 | 18647.8 | -17612.7 | 397.6 | 126970.9 | 127368.5 | -79347.8 |
| 224.6 | 4263.6 | -4039.0 | 97.2 | 27772.4 | 27869.6 | -14464.3 |
| 191.4 | 5033.5 | -4842.1 | 219.1 | 30119.4 | 30338.5 | -24928.3 |
| 251.7 | 4551.7 | -4300.0 | 41.7 | 32444.2 | 32485.9 | -18731.8 |
| 367.4 | 4799.0 | -4431.6 | 39.6 | 36634.9 | 36674.5 | -21223.4 |
| 3522.8 | 20633.8 | -17111.0 | 195.0 | 142465.8 | 142660.8 | -33489.1 |
| 308.9 | 4783.1 | -4474.2 | 75.7 | 33108.8 | 33184.5 | -9923.6 |
| 2338.7 | 3597.2 | -1258.5 | 56.8 | 31942.8 | 31999.6 | -9262.4 |
| 400.0 | 6293.6 | -5893.6 | 37.3 | 37661.9 | 37699.2 | -11477.3 |
| 475.2 | 5959.9 | -5484.7 | 25.2 | 39752.3 | 39777.5 | -2825.8 |
| 1853.9 | 23355.0 | -21501.1 | 163.7 | 158938.6 | 159102.3 | -33156.2 |
| 325.1 | 5008.1 | -4683.0 | 18.1 | 38971.0 | 38989.1 | -4860.5 |
| 338.9 | 5792.4 | -5453.5 | 64.4 | 42870.7 | 42935.1 | -5710.8 |
| 337.1 | 7100.8 | -6763.7 | 22.9 | 37934.6 | 37957.5 | -6544.5 |
| 852.8 | 5453.7 | -4600.9 | 58.3 | 39162.3 | 39220.6 | -16040.4 |
| 2059.5 | 24609.2 | -22549.7 | 278.1 | 214737.0 | 215015.1 | -33411.6 |
| 331.1 | 6015.3 | -5684.2 | 84.2 | 57806.3 | 57890.5 | 28947.5 |
| 326.3 | 7389.7 | -7063.4 | 80.7 | 54379.8 | 54460.5 | 3723.0 |
| 653.7 | 5000.6 | -4346.9 | 24.6 | 48993.6 | 49018.2 | -33445.6 |
| 748.4 | 6203.6 | -5455.2 | 88.6 | 53557.3 | 53645.9 | -32636.5 |
| 3226.8 | 26478.7 | -23251.9 | 148.9 | 186953.8 | 187102.7 | -154502.7 |
| 846.7 | 6387.1 | -5540.4 | 59.4 | 47187.6 | 47247.0 | -20567.0 |
| 603.8 | 5996.4 | -5392.6 | 45.7 | 42860.4 | 42906.1 | -47694.0 |
| 909.2 | 7264.9 | -6355.7 | 24.0 | 44590.5 | 44614.5 | -50673.7 |
| 867.1 | 6830.3 | -5963.2 | 19.8 | 52315.3 | 52335.1 | -35568.0 |
| 4556.5 | 37920.8 | -33364.3 | 934.4 | 220411.5 | 221345.9 | -21679.8 |
| 1004.8 | 7625.2 | -6620.4 | 145.4 | 54880.8 | 55026.2 | -31974.7 |
| 1155.9 | 7758.2 | -6602.3 | 229.1 | 48728.9 | 48958.0 | -11265.0 |
| 1128.2 | 9032.8 | -7904.6 | 232.9 | 56976.4 | 57209.3 | 14304.1 |
| 1267.6 | 13504.6 | -12237.0 | 327.0 | 59825.4 | 60152.4 | 7255.8 |
| 342.0 | 3576.2 | -3234.2 | 0.4 | 22042.3 | 22042.7 | 7505.7 |
| 662.0 | 2786.8 | -2124.8 | 8.7 | 17938.7 | 17947.4 | 7915.7 |
| 249.4 | 3293.3 | -3043.9 | 86.0 | 15305.3 | 15391.3 | -1565.4 |
| 350.3 | 4916.5 | -4566.2 | 11.5 | 22311.4 | 22322.9 | -9378.2 |
| 448.2 | 3579.6 | -3131.4 | 2.6 | 21844.5 | 21847.1 | 3780.3 |
| 463.5 | 5410.9 | -4947.4 | 138.8 | 22555.8 | 22694.6 | 16746.2 |
| 342.8 | 3893.2 | -3550.4 | 2.1 | 23578.0 | 23580.1 | 14649.5 |
| 658.2 | 3121.4 | -2463.2 | 27.8 | 24238.9 | 24266.7 | 17373.5 |
| 760.0 | 5834.6 | -5074.6 | 169.0 | 22522.1 | 22691.1 | 11664.1 |

Source : Statistics Department, Bangladesh Bank and EPB

BALANCE OF PAYMENTS

TABLE-III A (Concl.)

(Taka in crore)

| Period | Capital Account (Net) | Financial Account (Net) | | | | | Net Errors & Omissions |
|----------------------------|-----------------------|-------------------------|----------------------|------------------|-----------------|------------------|------------------------|
| | | Direct Investment | Portfolio Investment | Other Investment | Reserve Assets | Total | |
| | 14 | 15 | 16 | 17 | 18 | 19=(15+16+17+18) | |
| 2009-10 | 3373.6 | 6316.4 | -2029.5 | -820.7 | -24814.3 | -21348.1 | -4981.6 |
| 2010-11 | 4138.1 | 5585.6 | -6109.2 | -9589.8 | 5351.0 | -4762.4 | -4651.0 |
| 2011-12 | 3678.5 | 9088.2 | 4142.6 | -17391.0 | -2324.5 | -6484.7 | -6110.1 |
| 2012-13* | 4690.8 | -13776.3 | 742.9 | -15951.5 | 41316.0 | 12331.1 | -7350.0 |
| 2013-14 | 5009.5 | -11562.9 | -3019.9 | -17019.4 | 45942.1 | 14339.9 | 1252.7 |
| 2014-15 | 4024.9 | -14217.0 | -4157.5 | -3580.0 | 33041.0 | 11086.5 | -7463.9 |
| 2015-16 | 3748.4 | -15496.0 | 3977.3 | -13250.5 | 42962.3 | 18193.1 | -13575.7 |
| 2016-17 | 2486.4 | -18863.1 | -1288.7 | -27292.0 | 26394.4 | -21049.4 | -6856.7 |
| 2017-18 | 2398.7 | -14874.1 | 664.4 | -59732.4 | -6402.3 | -80344.4 | -3395.3 |
| Jul- Sep | 519.3 | -1710.9 | 573.1 | -8333.3 | -6625.0 | -16096.1 | -2151.1 |
| Oct- Dec | 798.6 | -4203.1 | -1450.2 | -16810.8 | 3232.9 | -19231.2 | 4898.5 |
| Jan- Mar | 554.6 | -3082.8 | 451.0 | -8851.3 | -8321.9 | -19805.0 | -1627.8 |
| Apr- Jun | 526.2 | -5877.3 | 1090.5 | -25737.0 | 5311.7 | -25212.1 | -4514.9 |
| 2018-19 | 1955.5 | -22072.3 | 1609.2 | -20294.7 | -831.5 | -41589.3 | -10055.7 |
| Jul- Sep | 370.5 | -5019.8 | 1079.6 | 7321.5 | -7263.3 | -3882.0 | 5671.1 |
| Oct- Dec | 753.9 | -6088.9 | -2822.8 | -6719.7 | 1157.3 | -14474.1 | -5965.6 |
| Jan- Mar | 496.1 | -7370.0 | 2136.3 | -7373.4 | -4293.2 | -16900.3 | -5919.1 |
| Apr- Jun | 335.0 | -3593.6 | 1216.1 | -13523.1 | 9567.7 | -6332.9 | -3842.1 |
| 2019-20 | 2174.2 | -10783.7 | -124.9 | -55974.5 | 27451.9 | -39431.2 | -8449.2 |
| Jul- Sep | 240.2 | -1436.7 | -232.3 | 3195.7 | -6543.7 | -5017.0 | -396.7 |
| Oct- Dec | 855.6 | -3499.8 | 133.6 | -13884.0 | 5713.4 | -11536.8 | -6681.6 |
| Jan- Mar | 303.7 | -3798.6 | 34.6 | -9743.8 | 1881.7 | -11626.1 | -5385.3 |
| Apr- Jun | 774.7 | -2048.6 | -60.8 | -35542.4 | 26400.5 | -11251.3 | 4014.4 |
| 2020-21 | 1872.7 | -11488.1 | 2917.3 | -107518.2 | 84686.4 | -31402.6 | 136.3 |
| Jul- Sep | 427.0 | -1927.4 | 1444.8 | 1940.9 | 25437.5 | 26895.8 | -2478.7 |
| Oct- Dec | 306.5 | -5128.9 | 193.8 | -24670.7 | 30175.1 | 569.3 | -3460.2 |
| Jan- Mar | 327.3 | -2625.9 | 676.4 | -33571.0 | 4726.9 | -30793.6 | 2324.7 |
| Apr- Jun | 811.9 | -1805.9 | 602.3 | -51217.4 | 24346.9 | -28074.1 | 3750.5 |
| 2021-22 | 1669.8 | -15705.4 | 3088.3 | -128038.5 | -31690.5 | -172346.1 | -19513.2 |
| Jul- Sep | 581.1 | -3184.2 | 817.0 | -24155.0 | -267.4 | -26789.6 | -6803.7 |
| Oct- Dec | 606.4 | -6373.6 | 570.1 | -40831.5 | -148.0 | -46783.0 | 304.6 |
| Jan- Mar | 239.3 | -4441.9 | 590.7 | -33771.2 | -16767.2 | -54389.6 | -3955.2 |
| Apr- Jun | 243.0 | -1705.7 | 1110.5 | -29280.8 | -14507.9 | -44383.9 | -9058.9 |
| 2022-23 | 5028.2 | -16357.1 | 2588.2 | 52183.8 | -81950.3 | -43535.4 | -26883.8 |
| Jul- Sep | 344.4 | -4787.3 | 556.9 | 13466.3 | -43937.3 | -34701.4 | -3071.1 |
| Oct- Dec | 1347.6 | -3800.9 | 686.7 | 12662.0 | -26620.2 | -17072.4 | -7155.0 |
| Jan- Mar | 1229.2 | -3169.1 | 796.7 | 33100.0 | -20936.4 | 9791.2 | -5742.1 |
| Apr- Jun | 2107.0 | -4599.8 | 547.9 | -7044.5 | 9543.6 | -1552.8 | -10915.6 |
| 2023-24^P | | | | | | | |
| July | 5.1 | -1169.1 | 234.0 | 26285.0 | -15931.8 | 9418.1 | 1907.3 |
| August | 115.4 | -1063.9 | 59.3 | 12561.0 | -166.8 | 11389.6 | 3358.5 |
| September | 339.3 | -1232.3 | 597.9 | 20301.5 | -22331.9 | -2664.8 | -1438.7 |
| October | 152.5 | -749.9 | 218.0 | -6718.9 | -2845.9 | -10096.7 | -871.0 |
| November | 34.4 | -1049.4 | 227.2 | 24651.4 | -17717.5 | 6111.7 | 2297.0 |
| December | 1111.5 | -1691.4 | 773.9 | -13120.9 | 27512.9 | 13474.5 | -4383.2 |
| January | 27.3 | -1659.8 | 501.1 | 38913.2 | -19909.8 | 17844.7 | 3167.9 |
| February | 27.3 | -1224.9 | -87.0 | 4073.8 | 9321.9 | 12083.8 | -5317.0 |
| March | 1003.4 | -1342.2 | 343.3 | 20347.9 | -8833.4 | 10515.6 | -2151.9 |

Note : 1. *As per BPM6, Net Errors & Omissions= -(Current Account Balance+Capital Account (Net) - Financial Account (Net))

2. As per BPM5, Net Errors & Omissions= -(Current Account Balance+Capital Account (Net) + Financial Account (Net))

P = Provisional

FOREIGN DIRECT INVESTMENT (FDI) INFLOWS & STOCKS BY COMPONENTS IN BANGLADESH

TABLE-III B

(In million US\$)

| Period | Inflows | | | | Stocks | | | |
|----------------|----------------|--------------------|---------------------|----------------|-----------------|--------------------|---------------------|-----------------|
| | Equity Capital | Reinvested Earning | Intra-company Loans | Total | Equity Capital | Reinvested Earning | Intra-company Loans | Total |
| 2009-10 | 515.14 | 331.10 | 66.78 | 913.02 | 5014.96 | 544.21 | 410.29 | 5969.46 |
| 2010-11 | 249.95 | 445.19 | 83.90 | 779.04 | 5143.70 | 612.69 | 462.67 | 6219.06 |
| 2011-12 | 454.10 | 542.35 | 198.43 | 1194.88 | 4855.47 | 861.44 | 533.95 | 6250.86 |
| 2012-13 | 761.03 | 645.64 | 323.96 | 1730.63 | 6333.41 | 995.87 | 1033.78 | 8363.06 |
| 2013-14 | 233.84 | 795.78 | 450.72 | 1480.34 | 6375.35 | 964.83 | 2000.05 | 9340.23 |
| 2014-15 | 528.03 | 1141.34 | 164.50 | 1833.87 | 9027.07 | 1326.11 | 2147.95 | 12501.13 |
| 2015-16 | 505.55 | 1154.45 | 343.53 | 2003.53 | 9549.39 | 1585.21 | 2311.54 | 13446.14 |
| 2016-17 | 1006.74 | 1253.00 | 195.07 | 2454.81 | 9527.51 | 2699.93 | 2239.13 | 14466.57 |
| Jul-Sep | 258.52 | 294.55 | 60.92 | 613.99 | 9846.48 | 1517.16 | 2430.59 | 13794.23 |
| Oct-Dec | 486.18 | 315.48 | 52.07 | 853.73 | 10735.38 | 1640.20 | 2163.74 | 14539.32 |
| Jan-Mar | 140.35 | 319.30 | 36.19 | 495.84 | 9528.91 | 2705.15 | 2144.10 | 14378.16 |
| Apr-Jun | 121.69 | 323.67 | 45.89 | 491.25 | 9527.51 | 2699.93 | 2239.13 | 14466.57 |
| 2017-18 | 614.76 | 1253.44 | 712.24 | 2580.44 | 9895.78 | 3080.35 | 2815.21 | 15791.34 |
| Jul-Sep | 154.41 | 291.88 | 60.86 | 507.15 | 9696.59 | 2787.24 | 2263.13 | 14746.96 |
| Oct-Dec | 122.45 | 344.57 | 190.30 | 657.32 | 9601.63 | 2697.30 | 2258.29 | 14557.22 |
| Jan-Mar | 111.22 | 324.96 | 67.60 | 503.78 | 9470.50 | 2885.89 | 2283.50 | 14639.89 |
| Apr-Jun | 226.68 | 292.03 | 393.48 | 912.19 | 9895.78 | 3080.35 | 2815.21 | 15791.34 |
| 2018-19 | 1195.20 | 1363.46 | 1330.33 | 3888.99 | 11775.91 | 3021.77 | 3882.53 | 18680.21 |
| Jul-Sep | 267.47 | 311.28 | 270.87 | 849.62 | 10364.04 | 3076.04 | 3202.41 | 16642.49 |
| Oct-Dec | 518.76 | 380.84 | 448.11 | 1347.71 | 10865.73 | 2721.98 | 3473.92 | 17061.63 |
| Jan-Mar | 191.01 | 364.82 | 479.73 | 1035.56 | 11588.82 | 2880.06 | 3716.13 | 18185.01 |
| Apr-Jun | 217.96 | 306.52 | 131.62 | 656.10 | 11775.91 | 3021.77 | 3882.53 | 18680.21 |
| 2019-20 | 727.93 | 1510.09 | 132.43 | 2370.45 | 12558.23 | 3224.42 | 2939.04 | 18721.69 |
| Jul-Sep | 193.82 | 328.44 | -60.06 | 462.20 | 11892.25 | 2954.37 | 2464.18 | 17310.80 |
| Oct-Dec | 200.91 | 467.57 | 51.61 | 720.09 | 12220.87 | 3011.48 | 2552.63 | 17784.98 |
| Jan-Mar | 178.98 | 410.93 | -7.74 | 582.17 | 12389.63 | 3411.16 | 3058.03 | 18858.82 |
| Apr-Jun | 154.22 | 303.15 | 148.62 | 605.99 | 12558.23 | 3224.42 | 2939.04 | 18721.69 |
| 2020-21 | 816.17 | 1585.94 | 105.20 | 2507.31 | 13702.51 | 3482.78 | 2761.30 | 19946.59 |
| Jul-Sep | 138.72 | 405.51 | 3.33 | 547.56 | 12744.50 | 3258.61 | 2654.37 | 18657.48 |
| Oct-Dec | 370.37 | 446.53 | 10.96 | 827.86 | 13229.07 | 3325.36 | 2840.33 | 19394.76 |
| Jan-Mar | 140.47 | 380.81 | 70.47 | 591.75 | 13921.17 | 3344.12 | 2804.56 | 20069.85 |
| Apr-Jun | 166.61 | 353.09 | 20.44 | 540.14 | 13702.51 | 3482.78 | 2761.30 | 19946.59 |
| 2021-22 | 1346.94 | 2044.79 | 47.90 | 3439.63 | 13937.85 | 3695.49 | 2870.20 | 20503.54 |
| Jul-Sep | 287.10 | 383.75 | 0.65 | 671.50 | 13974.05 | 4214.03 | 2683.84 | 20871.92 |
| Oct-Dec | 544.52 | 444.62 | 103.03 | 1092.17 | 14601.09 | 4116.68 | 2864.09 | 21581.86 |
| Jan-Mar | 288.33 | 613.53 | -13.38 | 888.48 | 14866.31 | 4259.28 | 2961.53 | 22087.12 |
| Apr-Jun | 226.99 | 602.89 | -42.40 | 787.48 | 13937.85 | 3695.49 | 2870.20 | 20503.54 |
| 2022-23 | 795.93 | 2370.55 | 28.68 | 3195.16 | 13277.82 | 4043.74 | 4501.45 | 21823.01 |
| Jul-Sep | 250.88 | 754.15 | 95.13 | 1100.16 | 13900.90 | 3738.66 | 3000.70 | 20640.26 |
| Oct-Dec | 256.43 | 544.40 | -97.00 | 703.83 | 13838.82 | 3984.22 | 2932.06 | 20755.10 |
| Jan-Mar | 146.12 | 530.22 | -49.87 | 626.47 | 13648.59 | 4108.92 | 2855.87 | 20613.38 |
| Apr-Jun | 142.50 | 541.78 | 80.42 | 764.70 | 13277.82 | 4043.74 | 4501.45 | 21823.01 |
| 2023-24 | | | | | | | | |
| Jul-Sep | 183.21 | 546.15 | -59.15 | 670.21 | 13042.02 | 4141.48 | 2833.70 | 20017.20 |
| Oct-Dec | 234.00 | 591.52 | 62.98 | 888.50 | 13303.76 | 4349.08 | 2896.16 | 20549.00 |

Note : i) Data have been valued using the concept of the "Own Funds at Book Value (OFBV)", which may differ from market value of stocks
ii) Inflow figures are recorded as during the period but stock figures are recorded as end period

Source : Statistics Department, Bangladesh Bank

FOREIGN

| Period | MERCHANDISE EXPORTS | | | | | | | | | | |
|----------------------------|---------------------|-------------------|-----------|----------------------------------|-----------------------|---------------------|-------------------------------|------------|--------------|------------------------|------------------------------|
| | Raw Jute | Jute Manufactures | Tea | Leather and Leather Manufactures | Fish, Shrimp & Prawns | Ready made Garments | Naptha, Furnace oil & Bitumen | News Print | Ferti-lizers | Others (Including EPZ) | Total Exports (1 through 10) |
| | 1 | 2 | 3 | 4 | 5 | 6 | 7 | 8 | 9 | 10 | 11 |
| 2009-10 | 1330 | 3655 | 37 | 2430 | 3211 | 67247 | 993 | 0 | 237 | 23009 | 102148 |
| 2010-11 | 1977 | 4777 | 19 | 3367 | 4149 | 96440 | 707 | 0 | 181 | 33390 | 145008 |
| 2011-12 | 1866 | 5200 | 29 | 4265 | 4758 | 120147 | 857 | 0 | 130 | 43058 | 180310 |
| 2012-13 | 1681 | 5988 | 18 | 5399 | 3580 | 128269 | 145 | 0 | 1 | 44579 | 189660 |
| 2013-14 | 948 | 5317 | 16 | 6864 | 4097 | 146627 | 134 | 0 | 1 | 49372 | 213375 |
| 2014-15 | 856 | 5351 | 32 | 6890 | 3989 | 156046 | 290 | 0 | 1 | 53032 | 226486 |
| 2015-16 | 1257 | 5700 | 15 | 6497 | 3559 | 163121 | 101 | 0 | 0 | 56554 | 236803 |
| 2016-17 | 1382 | 6116 | 31 | 6233 | 3680 | 166761 | 130 | 0 | 44 | 55279 | 239656 |
| 2017-18 | 1160 | 6277 | 22 | 5806 | 4088 | 185412 | 72 | 14 | 0 | 64331 | 267180 |
| 2018-19 | 964 | 5469 | 21 | 5137 | 3556 | 212356 | 181 | 22 | 0 | 69277 | 296984 |
| 2019-20 | 1040 | 6146 | 21 | 4398 | 3443 | 190875 | 0 | 0 | 5 | 59526 | 265454 |
| 2020-21 | 1051 | 8249 | 28 | 7023 | 3485 | 238623 | 87 | 1 | 108 | 29424 | 288080 |
| 2021-22 | 1571 | 7367 | 18 | 10258 | 4013 | 315958 | 1 | 1 | 116 | 37671 | 376976 |
| July | 68 | 422 | 1 | 619 | 305 | 17429 | 0 | 0 | 0 | 2156 | 20999 |
| August | 66 | 595 | 1 | 916 | 416 | 24126 | 0 | 0 | 115 | 3147 | 29382 |
| September | 104 | 542 | 3 | 767 | 377 | 25179 | 0 | 0 | 0 | 3217 | 30189 |
| October | 168 | 560 | 2 | 732 | 442 | 24123 | 0 | 0 | 0 | 2956 | 28982 |
| November | 191 | 601 | 1 | 758 | 479 | 23775 | 0 | 0 | 0 | 3351 | 29156 |
| December | 238 | 758 | 1 | 920 | 423 | 28410 | 0 | 0 | 0 | 3709 | 34460 |
| January | 166 | 793 | 2 | 959 | 372 | 26356 | 0 | 0 | 0 | 2941 | 31588 |
| February | 90 | 646 | 1 | 812 | 260 | 25742 | 0 | 0 | 0 | 2638 | 30190 |
| March | 112 | 781 | 1 | 909 | 219 | 30416 | 0 | 0 | 0 | 3313 | 35751 |
| April | 104 | 564 | 1 | 903 | 230 | 27146 | 0 | 0 | 0 | 3339 | 32287 |
| May | 128 | 498 | 1 | 889 | 191 | 28813 | 0 | 0 | 0 | 2950 | 33471 |
| June | 136 | 608 | 2 | 1077 | 300 | 34444 | 0 | 0 | 0 | 3954 | 40521 |
| 2022-23 | 1969 | 7109 | 25 | 12930 | 3685 | 366180 | 1 | 1 | 1 | 39841 | 431742 |
| July | 210 | 466 | 4 | 1061 | 256 | 29611 | 0 | 0 | 0 | 3721 | 35329 |
| August | 190 | 585 | 2 | 1549 | 347 | 35571 | 0 | 0 | 0 | 3481 | 41723 |
| September | 143 | 676 | 0 | 1296 | 333 | 34001 | 0 | 0 | 0 | 3309 | 39760 |
| October | 153 | 710 | 1 | 1161 | 365 | 32038 | 0 | 0 | 0 | 3426 | 37855 |
| November | 156 | 710 | 1 | 997 | 367 | 30740 | 0 | 0 | 0 | 3197 | 36167 |
| December | 151 | 657 | 5 | 1045 | 358 | 32266 | 0 | 0 | 0 | 3270 | 37751 |
| January | 133 | 564 | 2 | 975 | 308 | 32242 | 0 | 0 | 0 | 3356 | 37581 |
| February | 117 | 484 | 3 | 844 | 292 | 28792 | 0 | 0 | 0 | 3177 | 33708 |
| March | 206 | 536 | 2 | 1096 | 280 | 30011 | 0 | 0 | 0 | 3605 | 35736 |
| April | 193 | 575 | 2 | 867 | 252 | 24828 | 0 | 0 | 0 | 2968 | 29685 |
| May | 164 | 621 | 4 | 943 | 280 | 28921 | 0 | 0 | 0 | 3231 | 34164 |
| June | 152 | 524 | 1 | 1097 | 248 | 27160 | 0 | 0 | 0 | 3100 | 32283 |
| 2023-24^p | | | | | | | | | | | |
| July | 215 | 654 | 2 | 1113 | 276 | 33455 | 0 | 0 | 0 | 3263 | 38979 |
| August | 164 | 579 | 3 | 1076 | 287 | 32949 | 0 | 0 | 3 | 3216 | 38276 |
| September | 115 | 525 | 2 | 973 | 226 | 26483 | 0 | 0 | 0 | 2682 | 31005 |
| October | 107 | 724 | 2 | 970 | 304 | 30896 | 0 | 0 | 0 | 3206 | 36209 |
| November | 102 | 707 | 1 | 1056 | 324 | 27044 | 0 | 0 | 0 | 3023 | 32255 |
| December | 124 | 637 | 3 | 853 | 279 | 26607 | 0 | 0 | 0 | 3200 | 31703 |
| January | 118 | 617 | 1 | 985 | 335 | 32179 | 0 | 0 | 0 | 3205 | 37440 |
| February | 139 | 560 | 2 | 960 | 290 | 29328 | 0 | 0 | 0 | 2775 | 34053 |
| March | 160 | 653 | 3 | 873 | 247 | 33031 | 0 | 0 | 0 | 3562 | 38529 |

Source : 1) Export other than EPZ: Statistics Department, Bangladesh Bank

2) Export of EPZ from 2009-10 to 2019-20: Bangladesh Export Processing Zone Authority (BEPZA) and 2020-21 to 2022-23: Statistics Department, Bangladesh Bank

Note: 1) Export of EPZ from 2020-21 to 2022-23 are included by commodity-wise.

TRADE

TABLE- IV (Contd.)

(Taka in crore)

| MERCHANDISE IMPORTS | | | | | | | | Period |
|---------------------|--------------|--------------|---|-------------|--------------|--------------|--------------------|----------------------------|
| Food grains | | | Commodities (others than food grains) | | | | | |
| Rice | Wheat | Total | Milk & Cream | Spices | Oil seeds | Edible oil | Pulses (all sorts) | |
| 12 | 13 | 14=(12+13) | 15 | 16 | 17 | 18 | 19 | |
| 522 | 5267 | 5789 | 737 | 755 | 900 | 7260 | 2422 | 2009-10 |
| 5942 | 7722 | 13664 | 1153 | 898 | 737 | 7600 | 2072 | 2010-11 |
| 2187 | 4890 | 7077 | 1750 | 1080 | 1416 | 13052 | 1911 | 2011-12 |
| 240 | 5576 | 5816 | 1709 | 945 | 1930 | 11185 | 3371 | 2012-13 |
| 2700 | 8686 | 11386 | 2248 | 1423 | 3952 | 13685 | 3535 | 2013-14 |
| 4311 | 7913 | 12224 | 2410 | 1668 | 2745 | 12221 | 3058 | 2014-15 |
| 931 | 7159 | 8091 | 1766 | 1598 | 4083 | 10409 | 3625 | 2015-16 |
| 604 | 8157 | 8761 | 1999 | 2051 | 3274 | 11838 | 4669 | 2016-17 |
| 14319 | 10065 | 24384 | 2371 | 2363 | 4176 | 14448 | 3349 | 2017-18 |
| 1044 | 9642 | 10686 | 2821 | 2645 | 5492 | 14432 | 3457 | 2018-19 |
| 129 | 12646 | 12775 | 2960 | 2774 | 8210 | 12283 | 5004 | 2019-20 |
| 3160 | 13212 | 16371 | 2633 | 3391 | 10914 | 15143 | 5578 | 2020-21 |
| 4680 | 17797 | 22477 | 3293 | 2911 | 13854 | 22006 | 6185 | 2021-22 |
| 57 | 1009 | 1066 | 227 | 247 | 1344 | 842 | 324 | July |
| 493 | 956 | 1449 | 310 | 258 | 872 | 1270 | 423 | August |
| 437 | 1055 | 1492 | 290 | 211 | 649 | 1802 | 364 | September |
| 1184 | 1831 | 3015 | 128 | 174 | 629 | 2317 | 342 | October |
| 649 | 1650 | 2298 | 293 | 198 | 1648 | 2337 | 599 | November |
| 952 | 2280 | 3232 | 262 | 210 | 1907 | 1816 | 240 | December |
| 250 | 1483 | 1733 | 273 | 224 | 713 | 1502 | 742 | January |
| 210 | 1826 | 2036 | 242 | 205 | 805 | 1723 | 932 | February |
| 235 | 1925 | 2160 | 317 | 277 | 1252 | 2593 | 692 | March |
| 109 | 1427 | 1536 | 334 | 277 | 658 | 1771 | 619 | April |
| 84 | 1269 | 1352 | 380 | 278 | 1128 | 2151 | 527 | May |
| 23 | 1086 | 1109 | 238 | 353 | 2250 | 1883 | 381 | June |
| 5082 | 16544 | 21626 | 3980 | 3582 | 12488 | 28762 | 8166 | 2022-23 |
| 130 | 882 | 1011 | 299 | 314 | 2605 | 4221 | 512 | July |
| 192 | 622 | 813 | 238 | 229 | 1402 | 3339 | 824 | August |
| 401 | 1146 | 1546 | 397 | 187 | 923 | 2601 | 131 | September |
| 487 | 1428 | 1915 | 342 | 232 | 595 | 3321 | 869 | October |
| 748 | 1634 | 2382 | 299 | 228 | 822 | 1989 | 462 | November |
| 814 | 1883 | 2697 | 341 | 232 | 380 | 1597 | 459 | December |
| 778 | 1353 | 2131 | 352 | 243 | 1098 | 1984 | 432 | January |
| 661 | 1209 | 1870 | 283 | 321 | 1016 | 1376 | 659 | February |
| 634 | 2142 | 2776 | 314 | 390 | 994 | 2426 | 1002 | March |
| 162 | 1448 | 1609 | 374 | 403 | 268 | 2494 | 1277 | April |
| 62 | 1901 | 1963 | 395 | 400 | 1470 | 1999 | 722 | May |
| 15 | 898 | 914 | 346 | 403 | 915 | 1415 | 815 | June |
| | | | | | | | | 2023-24^P |
| 18 | 1917 | 1936 | 320 | 531 | 1180 | 2084 | 302 | July |
| 6 | 1109 | 1115 | 351 | 416 | 779 | 2463 | 468 | August |
| 4 | 1456 | 1460 | 270 | 296 | 983 | 1066 | 423 | September |
| 39 | 1109 | 1148 | 318 | 339 | 558 | 2760 | 393 | October |
| 17 | 1429 | 1445 | 428 | 335 | 1085 | 2517 | 509 | November |
| 17 | 1107 | 1123 | 333 | 300 | 1272 | 1729 | 482 | December |
| 30 | 1670 | 1701 | 322 | 439 | 1218 | 2923 | 994 | January |
| 22 | 1553 | 1574 | 253 | 409 | 665 | 1738 | 467 | February |
| 19 | 1800 | 1818 | 370 | 501 | 978 | 1212 | 529 | March |

Note: 1. Import data are on C&F/CIF basis upto June 2014 and FOB basis from July 2014 & onwards

2. EPZ import was included from BEPZA until 2020-21 and EPZ import payment was included by commodity wise from the Banking channel from 2021-22 & onwards.

FOREIGN

| Period | MERCHANDISE | | | | | | | | | |
|----------------------------|--------------|-------------|-----------------|---------------|--------------|-------------------------|--------------|---------------------|---------------------------|--------------|
| | Commodities | | | | | | | | | |
| | Sugar | Clinker | Crude Petroleum | POL (Refined) | Chemicals | Pharmaceutical Products | Fertilizers | Dyeing, Tanning etc | Plastic & Rubber articles | Raw Cotton |
| 20 | 21 | 22 | 23 | 24 | 25 | 26 | 27 | 28 | 29 | |
| 2009-10 | 4497 | 2305 | 3700 | 13984 | 6722 | 713 | 4960 | 1900 | 6683 | 9959 |
| 2010-11 | 4667 | 3181 | 6590 | 22819 | 8938 | 823 | 8817 | 2371 | 9277 | 19114 |
| 2011-12 | 9392 | 3994 | 7907 | 30964 | 9576 | 936 | 10907 | 2975 | 10835 | 16558 |
| 2012-13 | 5852 | 3888 | 8800 | 29122 | 10405 | 952 | 9565 | 3190 | 10904 | 16003 |
| 2013-14 | 7011 | 4810 | 7219 | 31629 | 11644 | 932 | 7977 | 4186 | 13937 | 18851 |
| 2014-15 | 5770 | 4631 | 6630 | 26175 | 12191 | 874 | 9648 | 4312 | 14332 | 17672 |
| 2015-16 | 5171 | 3467 | 2985 | 17827 | 13215 | 938 | 8170 | 4272 | 14233 | 16844 |
| 2016-17 | 6648 | 3764 | 4222 | 21980 | 14793 | 1160 | 5742 | 4437 | 15330 | 20703 |
| 2017-18 | 7766 | 4264 | 4578 | 34123 | 17548 | 1252 | 7142 | 5078 | 17773 | 24250 |
| 2018-19 | 5432 | 6021 | 7817 | 48167 | 18668 | 1231 | 9402 | 5825 | 20031 | 24638 |
| 2019-20 | 5340 | 5611 | 3970 | 43098 | 18778 | 1276 | 8034 | 5221 | 19695 | 22525 |
| 2020-21 | 6924 | 6566 | 6862 | 41887 | 22967 | 2474 | 8260 | 6330 | 25589 | 26634 |
| 2021-22 | 10237 | 6627 | 7599 | 96957 | 28308 | 5882 | 24973 | 8315 | 34455 | 35772 |
| July | 587 | 362 | 455 | 4624 | 1841 | 401 | 420 | 529 | 2427 | 2335 |
| August | 480 | 491 | 347 | 6237 | 2127 | 693 | 989 | 671 | 2902 | 2764 |
| September | 403 | 399 | 0 | 4557 | 2307 | 2715 | 3601 | 673 | 2745 | 2524 |
| October | 878 | 483 | 945 | 7302 | 2147 | 917 | 1860 | 583 | 2809 | 2100 |
| November | 668 | 470 | 449 | 10483 | 2187 | 175 | 1487 | 612 | 2602 | 2399 |
| December | 1179 | 568 | 0 | 6915 | 2524 | 116 | 1871 | 747 | 3057 | 3051 |
| January | 893 | 593 | 968 | 3872 | 2402 | 183 | 6068 | 727 | 2758 | 3427 |
| February | 1602 | 727 | 1081 | 5306 | 2156 | 105 | 2300 | 663 | 2515 | 3683 |
| March | 878 | 609 | 486 | 10984 | 2803 | 151 | 1578 | 788 | 3172 | 4238 |
| April | 546 | 761 | 720 | 13233 | 2463 | 133 | 1054 | 730 | 2935 | 3127 |
| May | 1515 | 563 | 0 | 11479 | 2362 | 125 | 1423 | 756 | 3062 | 2942 |
| June | 607 | 603 | 2151 | 11967 | 2990 | 169 | 2324 | 835 | 3472 | 3181 |
| 2022-23 | 9139 | 8466 | 12060 | 104521 | 30574 | 1759 | 33692 | 7764 | 29525 | 38964 |
| July | 524 | 592 | 1213 | 14376 | 2803 | 129 | 1172 | 756 | 2905 | 3742 |
| August | 705 | 563 | 781 | 11216 | 2796 | 164 | 5449 | 822 | 3044 | 4298 |
| September | 368 | 807 | 742 | 9262 | 2318 | 147 | 6009 | 684 | 2654 | 4587 |
| October | 402 | 831 | 1469 | 10465 | 2738 | 149 | 4577 | 656 | 2349 | 4137 |
| November | 614 | 802 | 723 | 9106 | 2420 | 164 | 5000 | 576 | 2412 | 3925 |
| December | 504 | 550 | 662 | 7962 | 2227 | 128 | 3738 | 649 | 2090 | 2811 |
| January | 702 | 675 | 1584 | 5787 | 2776 | 139 | 3128 | 625 | 2231 | 2514 |
| February | 1536 | 609 | 626 | 6899 | 2006 | 141 | 1396 | 480 | 1986 | 2284 |
| March | 721 | 828 | 1187 | 8596 | 2717 | 131 | 504 | 573 | 2458 | 2537 |
| April | 822 | 850 | 606 | 6868 | 2517 | 158 | 363 | 575 | 2349 | 2285 |
| May | 1361 | 734 | 1507 | 7408 | 3041 | 168 | 1194 | 762 | 2810 | 2858 |
| June | 880 | 625 | 961 | 6577 | 2218 | 143 | 1161 | 606 | 2239 | 2986 |
| 2023-24^P | | | | | | | | | | |
| July | 1292 | 714 | 850 | 9662 | 3126 | 193 | 2674 | 835 | 2651 | 3552 |
| August | 1710 | 666 | 214 | 9823 | 2887 | 194 | 1087 | 701 | 2798 | 2922 |
| September | 884 | 495 | 956 | 7758 | 2527 | 134 | 785 | 664 | 2389 | 2194 |
| October | 997 | 735 | 1057 | 9526 | 3141 | 188 | 1171 | 709 | 2669 | 2722 |
| November | 1134 | 607 | 610 | 11433 | 2950 | 172 | 2597 | 678 | 2915 | 3189 |
| December | 765 | 566 | 597 | 7437 | 2549 | 115 | 1897 | 613 | 2151 | 2961 |
| January | 741 | 608 | 916 | 8649 | 2927 | 189 | 2786 | 705 | 2572 | 2937 |
| February | 1235 | 485 | 204 | 5574 | 2449 | 195 | 1321 | 609 | 2048 | 3167 |
| March | 872 | 684 | 181 | 8348 | 2564 | 197 | 1138 | 743 | 2440 | 3930 |

Source : Statistics Department, Bangladesh Bank

P=Provisional

TRADE

TABLE-IV (Concl'd.)

(Taka in crore)

| IMPORTS | | | | | | | Total Imports | Balance of Trade | Period |
|--------------------------|----------------------------|---------------|----------------------------------|-------------------|------------------------|-----------------------|---------------|------------------|----------------------------|
| (other than food grains) | | | | | | | | | |
| Yarn | Textile & articles thereof | Staple fibres | Iron,Steel and other base metals | Capital machinery | Others (Including EPZ) | Total (15 through 35) | | | |
| 30 | 31 | 32 | 33 | 34 | 35 | 36 | 37=(14+36) | 38=(11-37) | |
| 4971 | 13742 | 815 | 10052 | 11032 | 50346 | 158455 | 164243 | -62095 | 2009-10 |
| 9928 | 19101 | 1285 | 14291 | 16589 | 66114 | 226364 | 240028 | -95020 | 2010-11 |
| 10850 | 23901 | 3394 | 17637 | 15799 | 79056 | 273888 | 280966 | -100656 | 2011-12 |
| 10850 | 26132 | 3628 | 18642 | 14671 | 74769 | 266512 | 272328 | -82668 | 2012-13 |
| 11705 | 27852 | 3833 | 20653 | 18121 | 89982 | 305186 | 316572 | -103198 | 2013-14 |
| 12379 | 28569 | 4078 | 22909 | 20292 | 90398 | 302961 | 315185 | -88699 | 2014-15 |
| 12885 | 32259 | 4713 | 21925 | 23920 | 101483 | 305788 | 313879 | -77076 | 2015-16 |
| 13181 | 32747 | 4837 | 25855 | 28626 | 107961 | 335816 | 344577 | -104921 | 2016-17 |
| 15664 | 37509 | 5682 | 31459 | 37712 | 132151 | 410658 | 435041 | -167862 | 2017-18 |
| 17751 | 41882 | 6818 | 36363 | 43243 | 138259 | 460392 | 471078 | -174094 | 2018-19 |
| 14214 | 35771 | 6134 | 33033 | 31481 | 114666 | 400077 | 412853 | -147399 | 2019-20 |
| 18081 | 35694 | 6154 | 35393 | 25702 | 131816 | 444990 | 461362 | -173282 | 2020-21 |
| 40440 | 67385 | 10876 | 51890 | 42725 | 139230 | 659917 | 682394 | -305418 | 2021-22 |
| 2131 | 3475 | 610 | 2788 | 2798 | 7975 | 36741 | 37807 | -16808 | July |
| 3078 | 5127 | 767 | 3405 | 2393 | 10371 | 45974 | 47423 | -18041 | August |
| 3483 | 5345 | 770 | 3751 | 9321 | 10683 | 56591 | 58082 | -27893 | September |
| 3243 | 4612 | 711 | 3258 | 2622 | 10335 | 48392 | 51407 | -22425 | October |
| 3151 | 5216 | 793 | 4271 | 3562 | 11889 | 55489 | 57787 | -28630 | November |
| 3487 | 6020 | 999 | 5136 | 5012 | 15992 | 61109 | 64341 | -29882 | December |
| 3979 | 6281 | 990 | 4305 | 2945 | 11758 | 55601 | 57334 | -25746 | January |
| 3550 | 5959 | 916 | 4626 | 2394 | 11409 | 52897 | 54933 | -24744 | February |
| 3746 | 6423 | 1164 | 5215 | 2636 | 12617 | 62618 | 64777 | -29026 | March |
| 3338 | 5829 | 1069 | 4359 | 2800 | 10686 | 57440 | 58976 | -26688 | April |
| 3661 | 6391 | 1033 | 4843 | 2614 | 10482 | 57715 | 59067 | -25597 | May |
| 3595 | 6706 | 1055 | 5933 | 3628 | 15034 | 69351 | 70460 | -29939 | June |
| 27235 | 68855 | 12362 | 47027 | 34936 | 133322 | 657178 | 678804 | -247062 | 2022-23 |
| 3242 | 5845 | 997 | 4737 | 2914 | 11910 | 65807 | 66818 | -31488 | July |
| 3276 | 6749 | 1116 | 5456 | 3162 | 12378 | 68007 | 68820 | -27097 | August |
| 2775 | 6303 | 1020 | 4633 | 3018 | 11558 | 61123 | 62670 | -22910 | September |
| 2370 | 5737 | 866 | 4103 | 3204 | 10816 | 60227 | 62141 | -24287 | October |
| 2341 | 6019 | 983 | 3716 | 2753 | 9895 | 55251 | 57633 | -21466 | November |
| 1819 | 5609 | 949 | 3062 | 3471 | 10396 | 49635 | 52332 | -14581 | December |
| 1957 | 6516 | 1200 | 2963 | 3336 | 12125 | 52364 | 54495 | -16915 | January |
| 1700 | 4922 | 875 | 2341 | 2216 | 9169 | 42837 | 44706 | -10998 | February |
| 1841 | 5450 | 1222 | 3404 | 2886 | 11257 | 51438 | 54214 | -18478 | March |
| 1739 | 4920 | 1068 | 3391 | 2796 | 10656 | 46778 | 48387 | -18702 | April |
| 2281 | 6047 | 1083 | 5234 | 2679 | 12645 | 56796 | 58759 | -24595 | May |
| 1896 | 4739 | 983 | 3988 | 2501 | 10519 | 46916 | 47830 | -15547 | June |
| | | | | | | | | | 2023-24^P |
| 2392 | 5719 | 1173 | 5464 | 3052 | 14089 | 61853 | 63788 | -24809 | July |
| 2504 | 5938 | 1129 | 5139 | 2816 | 12848 | 57853 | 58968 | -20691 | August |
| 2287 | 5234 | 871 | 3803 | 2115 | 11232 | 47365 | 48825 | -17820 | September |
| 2671 | 5690 | 928 | 5300 | 2796 | 13240 | 57906 | 59054 | -22845 | October |
| 2690 | 5808 | 1058 | 5018 | 2818 | 12840 | 61388 | 62833 | -30578 | November |
| 2226 | 4335 | 837 | 4770 | 4304 | 13202 | 53440 | 54563 | -22860 | December |
| 2789 | 5201 | 1062 | 4245 | 2751 | 15312 | 60285 | 61986 | -24546 | January |
| 2635 | 4868 | 1033 | 3430 | 2049 | 12841 | 47672 | 49246 | -15193 | February |
| 2827 | 4946 | 1141 | 4439 | 1910 | 13910 | 53858 | 55677 | -17147 | March |

PRODUCTION OF MAJOR

| Period | Aus Rice | | Aman Rice | | Boro Rice | |
|----------------------|---|--------------------------|---|--------------------------|---|--------------------------|
| | Production (in '000' Metric Tons) | Area (in '000' acres) | Production (in '000' Metric Tons) | Area (in '000' acres) | Production (in '000' Metric Tons) | Area (in '000' acres) |
| 1994-95 | 1791 | 4111 | 8509 | 13824 | 6538 | 6582 |
| 1995-96 | 1676 | 3840 | 8790 | 13953 | 7221 | 6804 |
| 1996-97 | 1871 | 3935 | 9552 | 14399 | 7460 | 6876 |
| 1997-98 | 1875 | 3868 | 8850 | 14353 | 8137 | 7138 |
| 1998-99 | 1617 | 3519 | 7736 | 12762 | 10552 | 8715 |
| 1999-00 | 1734 | 3339 | 10305 | 14097 | 11027 | 9024 |
| 2000-01 | 1916 | 3275 | 11249 | 14110 | 11921 | 9296 |
| 2001-02 | 1808 | 3069 | 10726 | 13955 | 11766 | 9319 |
| 2002-03 | 1850 | 3073 | 11115 | 14041 | 12222 | 9501 |
| 2003-04 | 1832 | 2971 | 11521 | 14030 | 12837 | 9745 |
| 2004-05 | 1500 | 2532 | 9820 | 13047 | 13837 | 10042 |
| 2005-06 | 1754 | 2556 | 10810 | 13416 | 13975 | 10047 |
| 2006-07 | 1512 | 2238 | 10841 | 13382 | 14965 | 10522 |
| 2007-08 | 1507 | 2270 | 9662 | 12474 | 17762 | 11386 |
| 2008-09 | 1895 | 2633 | 11613 | 13585 | 17809 | 11654 |
| 2009-10 | 1709 | 2431 | 12207 | 13993 | 18059 | 11631 |
| 2010-11 | 2133 | 2750 | 12792 | 13951 | 18617 | 11788 |
| 2011-12 | 2332 | 2812 | 12798 | 13789 | 18759 | 11886 |
| 2012-13 | 2158 | 2602 | 12897 | 13863 | 18778 | 11763 |
| 2013-14 | 2326 | 2598 | 13023 | 13666 | 19007 | 11837 |
| 2014-15 | 2328 | 2583 | 13190 | 13665 | 19192 | 11961 |
| 2015-16 | 2289 | 2516 | 13483 | 13814 | 18938 | 11794 |
| 2016-17 | 2134 | 2327 | 13656 | 13797 | 18014 | 11060 |
| 2017-18 | 2710 | 2657 | 13993 | 14035 | 19576 | 12008 |
| 2018-19 | 2775 | 2731 | 14055 | 13892 | 19561 | 11832 |
| 2019-20 | 2755 | 2706 | 14203 | 13739 | 19646 | 11767 |
| 2020-21 | 3285 | 3225 | 14438 | 13854 | 19885 | 11828 |
| 2021-22 | 3001 | 2864 | 14958 | 14132 | 20186 | 11896 |
| 2022-23 ^p | 2901 | 2622 | 15426 | 14143 | 20768 | 11989 |

Source : Bangladesh Bureau of Statistics

p=provisional

AGRICULTURAL COMMODITIES
TABLE-V (Contd.)

| Wheat | | Sugar Cane | | Rape & Mustard | | Period |
|---|--------------------------|---|--------------------------|---|--------------------------|----------------------|
| Production (in '000' Metric Tons) | Area (in '000' acres) | Production (in '000' Metric Tons) | Area (in '000' acres) | Production (in '000' Metric Tons) | Area (in '000' acres) | |
| 1245 | 1580 | 7446 | 445 | 245 | 833 | 1994-95 |
| 1369 | 1732 | 7165 | 431 | 246 | 830 | 1995-96 |
| 1454 | 1749 | 7520 | 434 | 249 | 831 | 1996-97 |
| 1803 | 1988 | 7379 | 433 | 254 | 849 | 1997-98 |
| 1988 | 2180 | 6951 | 430 | 253 | 850 | 1998-99 |
| 1840 | 2057 | 6910 | 421 | 249 | 812 | 1999-00 |
| 1673 | 1909 | 6742 | 417 | 238 | 785 | 2000-01 |
| 1606 | 1833 | 6502 | 402 | 233 | 749 | 2001-02 |
| 1507 | 1746 | 6838 | 410 | 218 | 735 | 2002-03 |
| 1253 | 1586 | 6484 | 404 | 211 | 690 | 2003-04 |
| 976 | 1380 | 6423 | 388 | 191 | 597 | 2004-05 |
| 735 | 1184 | 5511 | 377 | 183 | 536 | 2005-06 |
| 737 | 988 | 5770 | 371 | 189 | 520 | 2006-07 |
| 844 | 958 | 4984 | 320 | 228 | 577 | 2007-08 |
| 849 | 975 | 5232 | 312 | 228 | 578 | 2008-09 |
| 901 | 930 | 4491 | 290 | 222 | 608 | 2009-10 |
| 972 | 923 | 4671 | 287 | 246 | 623 | 2010-11 |
| 995 | 885 | 4603 | 279 | 262 | 682 | 2011-12 |
| 1255 | 1029 | 4469 | 270 | 294 | 728 | 2012-13 |
| 1303 | 1062 | 4508 | 265 | 296 | 724 | 2013-14 |
| 1348 | 1079 | 4434 | 257 | 359 | 803 | 2014-15 |
| 1348 | 1099 | 4207 | 243 | 362 | 787 | 2015-16 |
| 1311 | 1026 | 3862 | 227 | 363 | 831 | 2016-17 |
| 1099 | 868 | 3639 | 223 | 352 | 760 | 2017-18 |
| 1017 | 816 | 3142 | 200 | 312 | 667 | 2018-19 |
| 1029 | 821 | 3683 | 213 | 358 | 763 | 2019-20 |
| 1085 | 813 | 3333 | 192 | 397 | 814 | 2020-21 |
| 1086 | 778 | 3087 | 179 | 410 | 817 | 2021-22 |
| 1170 | 783 | 2983 | 172 | 547 | 947 | 2022-23 ^P |

... = Not Available

PRODUCTION OF MAJOR

| Period | Moong | | Masur | | Tobacco | |
|----------------------|---|--------------------------|---|--------------------------|---|--------------------------|
| | Production (in '000' Metric Tons) | Area (in '000' acres) | Production (in '000' Metric Tons) | Area (in '000' acres) | Production (in '000' Metric Tons) | Area (in '000' acres) |
| 1994-95 | 32 | 133 | 168 | 512 | 38 | 89 |
| 1995-96 | 32 | 136 | 170 | 509 | 39 | 90 |
| 1996-97 | 34 | 136 | 171 | 510 | 38 | 86 |
| 1997-98 | 34 | 135 | 163 | 508 | 37 | 81 |
| 1998-99 | 34 | 137 | 165 | 508 | 29 | 78 |
| 1999-00 | 36 | 136 | 128 | 412 | 35 | 88 |
| 2000-01 | 34 | 130 | 126 | 406 | 37 | 74 |
| 2001-02 | 34 | 112 | 115 | 388 | 38 | 75 |
| 2002-03 | 30 | 109 | 116 | 381 | 38 | 75 |
| 2003-04 | 30 | 108 | 122 | 382 | 39 | 75 |
| 2004-05 | 18 | 60 | 121 | 380 | 38 | 78 |
| 2005-06 | 17 | 55 | 115 | 333 | 43 | 78 |
| 2006-07 | 19 | 60 | 117 | 340 | 39 | 76 |
| 2007-08 | 21 | 60 | 72 | 179 | 40 | 72 |
| 2008-09 | 18 | 54 | 61 | 175 | 40 | 74 |
| 2009-10 | 20 | 57 | 71 | 191 | 55 | 95 |
| 2010-11 | 19 | 68 | 80 | 205 | 79 | 121 |
| 2011-12 | 26 | 91 | 80 | 213 | 85 | 126 |
| 2012-13 | 25 | 87 | 93 | 222 | 79 | 119 |
| 2013-14 | 32 | 97 | 157 | 308 | 85 | 124 |
| 2014-15 | 33 | 96 | 167 | 359 | 94 | 127 |
| 2015-16 | 37 | 101 | 158 | 382 | 88 | 115 |
| 2016-17 | 35 | 102 | 169 | 382 | 91 | 113 |
| 2017-18 | 34 | 93 | 177 | 386 | 89 | 105 |
| 2018-19 | 34 | 102 | 175 | 352 | 129 | 147 |
| 2019-20 | 37 | 109 | 177 | 349 | 86 | 100 |
| 2020-21 | 41 | 109 | 186 | 361 | 89 | 100 |
| 2021-22 | 42 | 114 | 191 | 357 | 92 | 100 |
| 2022-23 ^P | 46 | 113 | 197 | 334 | 87 | 93 |

Source : Bangladesh Bureau of Statistics

AGRICULTURAL COMMODITIES
TABLE-V (Concl'd.)

| Tea | | Jute | | Cotton | | Period |
|---|--------------------------|---|--------------------------|---|--------------------------|----------------------|
| Production (in '000' Metric Tons) | Area (in '000' acres) | Production (in '000' Metric Tons) | Area (in '000' acres) | Production (in '000' Metric Tons) | Area (in '000' acres) | |
| 52 | 118 | 964 | 1383 | 13 | 86 | 1994-95 |
| 48 | 119 | 739 | 1133 | 13 | 86 | 1995-96 |
| 53 | 119 | 883 | 1253 | 14 | 91 | 1996-97 |
| 51 | 120 | 1057 | 1427 | 14 | 86 | 1997-98 |
| 56 | 120 | 812 | 1181 | ... | ... | 1998-99 |
| 46 | 120 | 711 | 1008 | ... | ... | 1999-00 |
| 52 | 120 | 821 | 1107 | 27 | 40 | 2000-01 |
| 52 | 122 | 859 | 1128 | 30 | 42 | 2001-02 |
| 58 | 126 | 800 | 1079 | 24 | 38 | 2002-03 |
| 57 | 126 | 794 | 1008 | 78 | 38 | 2003-04 |
| 58 | 132 | 1035 | 965 | 3 | 4 | 2004-05 |
| 58 | 130 | 838 | 993 | 18 | 26 | 2005-06 |
| 58 | 129 | 879 | 1034 | 18 | 25 | 2006-07 |
| 59 | 133 | 832 | 1089 | 15 | 22 | 2007-08 |
| 59 | 134 | 842 | 1039 | 12 | 18 | 2008-09 |
| 68 | 136 | 916 | 1029 | 20 | 24 | 2009-10 |
| 61 | 140 | 1511 | 1751 | 14 | 24 | 2010-11 |
| 61 | 143 | 1441 | 1878 | 16 | 25 | 2011-12 |
| 63 | 144 | 1370 | 1683 | 20 | 31 | 2012-13 |
| 67 | 148 | 1338 | 1645 | 19 | 28 | 2013-14 |
| 66 | 149 | 1350 | 1662 | 30 | 33 | 2014-15 |
| 64 | 148 | 1361 | 1675 | 33 | 34 | 2015-16 |
| 82 | 133 | 1484 | 1823 | 31 | 32 | 2016-17 |
| 78 | 133 | 1601 | 1874 | 31 | 32 | 2017-18 |
| 91 | 133 | 1544 | 1852 | 100 | 31 | 2018-19 |
| 90 | 147 | 1448 | 1679 | 98 | 30 | 2019-20 |
| 90 | 136 | 1391 | 1686 | 72 | 31 | 2020-21 |
| 98 | 140 | 1518 | 1783 | 71 | 30 | 2021-22 |
| 93 | 141 | 1522 | 1804 | 66 | 29 | 2022-23 ^P |

... = Not Available

PRODUCTION OF MAJOR INDUSTRIAL COMMODITIES

TABLE-VIA

(Other than jute goods)

| Period | Cotton Yarn | Cotton Cloth | Paper | Cigarettes | Oil Products | Food Product | Sugar | Fertilizers | Glass Sheets | Matches |
|----------------|-------------|--------------|-------------|------------|--------------|--------------|--------------|---------------|-----------------|-------------|
| | '000' Bales | '000' Metres | Metric Tons | Lac Sticks | Metric Tons | Metric Tons | Metric Tons | Metric Tons | 000' sq. Metres | '000' Gross |
| 2009-10 | 1006 | 52975 | 18676 | 236790 | 76918 | 156528 | 62203 | 1138644 | 2021 | 13330 |
| 2010-11 | 1030 | 56181 | 20241 | 234510 | 76970 | 154384 | 100963 | 1011941 | 1898 | 14143 |
| 2011-12 | 955 | 56546 | 20740 | 315050 | 113765 | 162407 | 63309 | 1036947 | 1442 | 18148 |
| 2012-13 | 970 | 56949 | 17774 | 262620 | 313265 | 194048 | 107133 | 1074791 | 2364 | 20989 |
| 2013-14 | 974 | 57386 | 13098 | 283130 | 352115 | 209106 | 128268 | 976691 | 2009 | 20813 |
| 2014-15 | 780 | 44692 | 12660 | 264850 | 609045 | 298939 | 77450 | 1028157 | 1529 | 18935 |
| 2015-16 | 892 | 47444 | 10577 | 224210 | 728260 | 278952 | 58219 | 1010446 | 1363 | 19506 |
| 2016-17 | 898 | 47060 | 6777 | 175730 | 657966 | 348931 | 59985 | 1089418 | 1333 | 22827 |
| 2017-18 | 932 | 42447 | 3182 | 156600 | 1001358 | 408516 | 68603 | 913965 | 1629 | 25124 |
| 2018-19 | 1004 | 41744 | 5635 | 152810 | 1082720 | 359883 | 68953 | 923425 | 1431 | 34653 |
| 2019-20 | 1241 | 35782 | 7220 | 161860 | 1088705 | 430242 | 82140 | 1100799 | 1021 | 44264 |
| 2020-21 | 1472 | 39495 | 6027 | 154030 | 987319 | 332939 | 48134 | 1205833 | 100 | 45323 |
| 2021-22 | 1479 | 51854 | 2277 | 149500 | 888610 | 429542 | 21486 | 1197117 | 1368 | 41441 |
| July | 120 | 3416 | 181 | 13100 | 53644 | 26786 | 0 | 53314 | 6 | 3710 |
| August | 130 | 3962 | 51 | 13150 | 74490 | 41400 | 0 | 93154 | 86 | 3715 |
| September | 129 | 3970 | 276 | 13200 | 101464 | 42419 | 0 | 89898 | 140 | 3725 |
| October | 130 | 4008 | 154 | 13250 | 66228 | 45628 | 0 | 89076 | 128 | 3730 |
| November | 127 | 4101 | 183 | 12900 | 86446 | 44704 | 110 | 57692 | 137 | 3572 |
| December | 129 | 4132 | 293 | 13050 | 80134 | 36157 | 6600 | 59945 | 129 | 3275 |
| January | 131 | 4154 | 336 | 13100 | 80512 | 35932 | 12735 | 105807 | 131 | 3285 |
| February | 126 | 4175 | 315 | 12050 | 73491 | 39220 | 2041 | 104876 | 120 | 3290 |
| March | 101 | 4182 | 135 | 11500 | 70490 | 30444 | 0 | 151828 | 144 | 3299 |
| April | 109 | 4187 | 106 | 11450 | 78608 | 26301 | 0 | 106132 | 130 | 3290 |
| May | 124 | 5527 | 122 | 11400 | 60180 | 30026 | 0 | 152818 | 94 | 3275 |
| June | 123 | 6040 | 125 | 11350 | 62923 | 30525 | 0 | 132577 | 123 | 3275 |
| 2022-23 | | | 1541 | | | | 20753 | 947827 | 1257 | |
| July | 121 | 4185 | 113 | 11250 | 65923 | 29216 | 0 | 71531 | 116 | 3127 |
| August | 124 | 4503 | 112 | 11320 | 74093 | 47331 | 0 | 97401 | 141 | 3100 |
| September | 120 | 3663 | 0 | 11920 | 58214 | ... | 0 | 76099 | 119 | 3250 |
| October | ... | ... | 38 | ... | ... | ... | 0 | 101250 | 121 | ... |
| November | ... | ... | 63 | ... | ... | ... | 340 | 98044 | 125 | ... |
| December | ... | ... | 0 | ... | ... | ... | 8726 | 101463 | 127 | ... |
| January | ... | ... | 202 | ... | ... | ... | 11445 | 79747 | 132 | ... |
| February | ... | ... | 244 | ... | ... | ... | 243 | 41073 | 112 | ... |
| March | ... | ... | 191 | ... | ... | ... | 0 | 58484 | 93 | ... |
| April | ... | ... | 167 | ... | ... | ... | 0 | 81520 | 69 | ... |
| May | ... | ... | 202 | ... | ... | ... | 0 | 69408 | 48 | ... |
| June | ... | ... | 209 | ... | ... | ... | 0 | 71807 | 54 | ... |
| 2023-24 | | | | | | | | | | |
| July | ... | ... | 330 | ... | ... | ... | 0 | 67984 | 38 | ... |
| August | ... | ... | 79 | ... | ... | ... | 0 | 90874 | 15 | ... |
| September | ... | ... | 408 | ... | ... | ... | 0 | 46788 | 0 | ... |
| October | ... | ... | 227 | ... | ... | ... | 0 | 19978 | 0 | ... |
| November | ... | ... | 331 | ... | ... | ... | 1941 | 77018 | 0 | ... |
| December | ... | ... | 210 | ... | ... | ... | 8970 | 101010 | 0 | ... |
| January | ... | ... | 53 | ... | ... | ... | 14569 | 118635 | 0 | ... |
| February | ... | ... | ... | ... | ... | ... | 5116 | ... | ... | ... |

Note :
 i) Oil Products = Soya bean + Vegetable Oil (Dalda)
 ii) Fertilizer = Urea + Ammonium Sulphate + TSP + SSP + DAP
 iii) Food Products = Atta, Maida & Suji

Source :
 i) BBS: Cotton Yarn, Cotton Cloth, Cigarettes, Oil Products, Food Products & Matches
 ii) BCIC: Paper, Fertilizers & Glass sheet
 iii) BSFIC: Sugar
 ... = Not Available

AVERAGE PRICES OF SELECTED COMMODITIES

TABLE-VIB

| Period | Market price (f.o.b.) of Raw | | Retail Market Price of Dhaka City | | Export of Tea (Average Quality) (Tk per kg) | Hides & Skins (wholesale) | |
|-------------|---|--|--------------------------------------|-----------------------------------|---|---------------------------------|------------------------------|
| | White Middle (Kutcha bales) (Tk per 100 kg) | Bangla white A (Pucca bales) (Tk per 182.25 kg) | Aman Rice (Medium) (Tk per kg) | Gold (Guinea) (Tk per 10 gms.) | | Cow Hides Raw (Tk per piece) | Goat Skins (Tk per piece) |
| 2009 | 3756 | 7758 | 35.20 | 23981 | 128.70 | 587 | 90 |
| 2010 | 6191 | 13941 | 35.17 | 31114 | 142.05 | 913 | 102 |
| 2011 | 5938 | 13850 | 37.54 | 26950 | 166.14 | 1088 | 156 |
| 2012 | 5833 | 13600 | 32.88 | 54033 | 172.94 | 1053 | 113 |
| 2013 | 5375 | 12500 | 37.04 | 51868 | 199.83 | 680 | 80 |
| 2014 | 5375 | 12500 | 40.00 | 48600 | 185.97 | 1079 | 109 |
| 2015 | 5771 | 13650 | 37.67 | 44167 | 166.08 | 1288 | 96 |
| 2016 | 6375 | 15100 | 38.42 | 44000 | 161.28 | 1009 | 87 |
| 2017 | 6375 | 15100 | 45.17 | 43173 | 164.67 | 779 | 68 |
| 2018 | 6375 | 15100 | 44.67 | 41402 | 171.88 | 691 | 59 |
| 2019 | 6385 | 15125 | 35.58 | 41673 | 172.48 | 500 | 46 |
| 2020 | 6677 | 15813 | 43.75 | 66450 | 180.03 | 300 | 23 |
| 2021 | 14750 | 31700 | 52.00 | 64838 | 212.57 | 312 | 27 |
| 2022 | 12208 | 26283 | 52.92 | 68921 | 224.36 | 449 | 25 |
| January | 14750 | 31700 | 49.00 | 65700 | 212.57 | 367 | 29 |
| February | 14750 | 31700 | 50.00 | 65700 | 196.56 | 404 | 29 |
| March | 11700 | 25200 | 50.00 | 66100 | 213.26 | 497 | 29 |
| April | 11700 | 25200 | 50.00 | 66600 | 237.59 | 500 | 29 |
| May | 11700 | 25200 | 50.00 | 70700 | 224.68 | 463 | 29 |
| June | 11700 | 25200 | 53.00 | 68200 | 195.53 | 433 | 25 |
| July | 11700 | 25200 | 54.00 | 66200 | 240.30 | 454 | 31 |
| August | 11700 | 25200 | 55.00 | 72300 | 281.00 | 470 | 21 |
| September | 11700 | 25200 | 56.00 | 70600 | 221.89 | 450 | 21 |
| October | 11700 | 25200 | 56.00 | 68700 | 225.08 | 450 | 21 |
| November | 11700 | 25200 | 56.00 | 71450 | 230.76 | 450 | 19 |
| December | 11700 | 25200 | 56.00 | 74800 | 213.08 | 450 | 19 |
| 2023 | 11700 | 24975 | 54.50 | 84539 | 202.33 | 531 | 35 |
| January | 11700 | 25200 | 54.00 | 80100 | 206.95 | 450 | 17 |
| February | 11700 | 25200 | 55.00 | 79100 | 203.04 | 466 | 21 |
| March | 11700 | 25200 | 55.00 | 82700 | 209.53 | 484 | 22 |
| April | 11700 | 25200 | 55.00 | 82700 | 199.24 | 481 | 20 |
| May | 11700 | 25200 | 54.00 | 84400 | 202.63 | 483 | 21 |
| June | 11700 | 25200 | 54.00 | 84400 | 211.93 | 468 | 21 |
| July | 11700 | 25200 | 54.00 | 86400 | 208.59 | 550 | 22 |
| August | 11700 | 25200 | 55.00 | 87500 | 193.48 | 543 | 21 |
| September | 11700 | 25200 | 55.00 | 86620 | 171.91 | 591 | 73 |
| October | 11700 | 22500 | 55.00 | 86700 | 203.50 | 612 | 78 |
| November | 11700 | 25200 | 55.00 | 87000 | 206.00 | 618 | 50 |
| December | 11700 | 25200 | 53.00 | 86850 | 211.17 | 631 | 48 |
| 2024 | | | | | | | |
| January | 11700 | 25200 | 54.00 | 95090 | 191.05 | 778 | 34 |
| February | 11700 | 25200 | 55.00 | 95540 | 187.11 | 1100 | 13 |
| March | 11700 | 25200 | 55.00 | ... | 162.69 | 917 | 11 |

Source:

1. Bangladesh Jute Association

2. Department of Agricultural Marketing

3. Bangladesh Bureau of Statistics

4. Bangladesh Tea Board

... = Not Available

CONSUMER PRICE INDEX &

| Period | CPI | Inflation (General) | | CPI | Inflation (Food) | | CPI | Inflation (Non-food) | |
|----------------|---------------|---------------------|------------------|---------------|------------------|------------------|---------------|----------------------|------------------|
| | General | Point -to-Point | 12-Month Average | Food | Point -to-Point | 12-Month Average | Non-Food | Point -to-Point | 12-Month Average |
| Weight | 100 | End of period | | 56.18 | End of period | | 43.82 | End of period | |
| 2012-13 | 181.73 | 8.05 | 6.78 | 193.24 | 8.26 | 5.22 | 166.97 | 7.75 | 9.17 |
| 2013-14 | 195.08 | 6.97 | 7.35 | 209.79 | 8.00 | 8.57 | 176.22 | 5.45 | 5.54 |
| 2014-15 | 207.58 | 6.25 | 6.40 | 223.79 | 6.32 | 6.67 | 186.79 | 6.15 | 5.99 |
| 2015-16 | 219.86 | 5.53 | 5.92 | 234.77 | 4.23 | 4.91 | 200.74 | 7.50 | 7.47 |
| 2016-17 | 231.82 | 5.94 | 5.44 | 248.90 | 7.51 | 6.02 | 209.92 | 3.67 | 4.57 |
| 2017-18 | 245.22 | 5.54 | 5.78 | 266.64 | 5.98 | 7.13 | 217.77 | 4.87 | 3.73 |
| 2018-19 | 258.65 | 5.52 | 5.48 | 281.32 | 5.40 | 5.51 | 229.58 | 5.71 | 5.42 |
| 2019-20 | 273.26 | 6.02 | 5.65 | 296.86 | 6.54 | 5.52 | 243.00 | 5.22 | 5.85 |
| 2020-21 | 288.44 | 5.64 | 5.56 | 313.86 | 5.45 | 5.73 | 255.85 | 5.94 | 5.29 |
| July | 278.27 | 5.53 | 5.64 | 300.75 | 5.70 | 5.54 | 249.46 | 5.28 | 5.79 |
| August | 282.11 | 5.68 | 5.65 | 307.20 | 6.08 | 5.61 | 249.95 | 5.05 | 5.72 |
| September | 288.12 | 5.97 | 5.69 | 316.11 | 6.50 | 5.71 | 252.24 | 5.12 | 5.66 |
| October | 290.91 | 6.44 | 5.77 | 320.94 | 7.34 | 5.87 | 252.40 | 5.00 | 5.62 |
| November | 288.71 | 5.52 | 5.73 | 316.41 | 5.73 | 5.82 | 253.19 | 5.19 | 5.59 |
| December | 287.41 | 5.29 | 5.69 | 313.59 | 5.34 | 5.77 | 253.85 | 5.21 | 5.56 |
| January | 290.03 | 5.02 | 5.64 | 315.81 | 5.23 | 5.78 | 256.97 | 4.69 | 5.43 |
| February | 290.30 | 5.32 | 5.63 | 315.35 | 5.42 | 5.82 | 258.18 | 5.17 | 5.34 |
| March | 291.96 | 5.47 | 5.63 | 317.32 | 5.51 | 5.87 | 259.44 | 5.39 | 5.26 |
| April | 293.88 | 5.56 | 5.60 | 320.28 | 5.57 | 5.84 | 260.02 | 5.55 | 5.22 |
| May | 287.92 | 5.26 | 5.59 | 308.41 | 4.87 | 5.82 | 261.65 | 5.86 | 5.23 |
| June | 291.70 | 5.64 | 5.56 | 314.19 | 5.45 | 5.73 | 262.87 | 5.94 | 5.29 |
| 2021-22 | 306.18 | 7.56 | 6.15 | 332.86 | 8.37 | 6.05 | 271.98 | 6.33 | 6.31 |
| July | 293.19 | 5.36 | 5.54 | 316.02 | 5.08 | 5.68 | 263.93 | 5.80 | 5.33 |
| August | 297.73 | 5.54 | 5.53 | 323.04 | 5.16 | 5.60 | 265.28 | 6.13 | 5.43 |
| September | 304.22 | 5.59 | 5.50 | 332.58 | 5.21 | 5.49 | 267.85 | 6.19 | 5.52 |
| October | 307.49 | 5.70 | 5.44 | 337.70 | 5.22 | 5.32 | 268.75 | 6.48 | 5.64 |
| November | 305.97 | 5.98 | 5.48 | 333.58 | 5.43 | 5.29 | 270.58 | 6.87 | 5.78 |
| December | 304.81 | 6.05 | 5.54 | 330.71 | 5.46 | 5.30 | 271.61 | 7.00 | 5.93 |
| January | 307.02 | 5.86 | 5.62 | 333.51 | 5.60 | 5.33 | 273.05 | 6.26 | 6.06 |
| February | 308.21 | 6.17 | 5.69 | 334.95 | 6.22 | 5.40 | 273.93 | 6.10 | 6.13 |
| March | 310.12 | 6.22 | 5.75 | 337.43 | 6.34 | 5.47 | 275.11 | 6.04 | 6.19 |
| April | 312.38 | 6.29 | 5.81 | 340.25 | 6.23 | 5.53 | 276.64 | 6.39 | 6.26 |
| May | 309.28 | 7.42 | 5.99 | 334.02 | 8.30 | 5.81 | 277.57 | 6.08 | 6.27 |
| June | 313.76 | 7.56 | 6.15 | 340.48 | 8.37 | 6.05 | 279.50 | 6.33 | 6.31 |
| 2022-23 | | | | | | | | | |
| July | 315.13 | 7.48 | 6.33 | 341.91 | 8.19 | 6.31 | 280.80 | 6.39 | 6.35 |
| August | 326.06 | 9.52 | 6.66 | 355.16 | 9.94 | 6.71 | 288.76 | 8.85 | 6.58 |
| September | 331.88 | 9.10 | 6.96 | 362.77 | 9.08 | 7.04 | 292.29 | 9.13 | 6.84 |
| October | 334.89 | 8.91 | 7.23 | 366.39 | 8.50 | 7.32 | 294.51 | 9.58 | 7.10 |
| November | 333.07 | 8.85 | 7.48 | 360.75 | 8.14 | 7.55 | 297.58 | 9.98 | 7.37 |
| December | 331.35 | 8.71 | 7.70 | 356.86 | 7.91 | 7.75 | 298.65 | 9.96 | 7.62 |
| January | 333.34 | 8.57 | 7.92 | 359.40 | 7.76 | 7.92 | 299.93 | 9.84 | 7.92 |
| February | 335.29 | 8.78 | 8.14 | 362.17 | 8.13 | 8.08 | 300.82 | 9.82 | 8.23 |
| March | 339.07 | 9.33 | 8.39 | 368.09 | 9.09 | 8.31 | 301.87 | 9.72 | 8.53 |

Note: Rate of inflation (Base: 2005-06) data discontinued from April 2023 due to dropping of BBS data

Source: Bangladesh Bureau of Statistics (BBS)

INFLATION RATE IN BANGLADESH (Base Index:2005-06=100)

TABLE- VII

| CPI of Major Non-Food Items / Groups | | | | | | |
|--------------------------------------|-----------------------------|--------------------------------|--------------------------------|----------------------------|--|------------------------|
| Clothing & Footwear | Gross rent, Fuel & Lighting | Furniture, Furnishing & Others | Medical care & Health Expenses | Transport & Communications | Recreation, Entertainment, Education & Cultural Services | Misc. Goods & Services |
| 6.84 | 14.88 | 4.73 | 3.47 | 5.8 | 4.28 | 3.82 |
| 179.66 | 155.61 | 195.33 | 159.66 | 159.34 | 157.23 | 182.54 |
| 194.77 | 163.47 | 206.14 | 164.06 | 167.20 | 164.38 | 193.75 |
| 209.45 | 171.80 | 214.44 | 181.09 | 181.78 | 168.02 | 204.21 |
| 233.52 | 182.75 | 227.53 | 200.03 | 201.60 | 171.01 | 211.61 |
| 243.56 | 194.01 | 235.85 | 206.70 | 210.78 | 177.56 | 217.51 |
| 255.24 | 200.25 | 249.68 | 209.28 | 218.80 | 183.65 | 223.81 |
| 277.64 | 206.98 | 265.25 | 215.31 | 235.23 | 186.73 | 239.87 |
| 290.00 | 220.70 | 282.67 | 230.07 | 248.48 | 190.13 | 259.27 |
| 298.14 | 228.29 | 298.15 | 247.86 | 271.45 | 193.61 | 288.53 |
| 292.20 | 227.57 | 288.73 | 240.64 | 257.25 | 190.98 | 271.37 |
| 292.29 | 227.60 | 291.54 | 240.81 | 257.59 | 191.01 | 272.54 |
| 292.42 | 227.99 | 293.11 | 246.45 | 263.02 | 191.79 | 280.87 |
| 292.57 | 228.09 | 293.35 | 246.54 | 263.41 | 191.81 | 281.05 |
| 292.73 | 228.62 | 295.29 | 246.77 | 264.74 | 191.96 | 282.91 |
| 293.08 | 228.84 | 295.74 | 247.29 | 266.32 | 192.16 | 285.38 |
| 301.15 | 229.98 | 297.45 | 249.01 | 269.58 | 194.13 | 291.53 |
| 302.12 | 229.35 | 299.53 | 250.79 | 272.60 | 195.12 | 296.15 |
| 303.73 | 229.50 | 302.63 | 251.13 | 274.68 | 195.89 | 299.06 |
| 304.23 | 229.44 | 305.00 | 251.50 | 276.02 | 195.95 | 299.67 |
| 305.17 | 225.90 | 306.46 | 251.53 | 294.86 | 195.99 | 299.99 |
| 306.00 | 226.63 | 308.95 | 251.90 | 297.31 | 196.54 | 301.82 |
| 320.14 | 232.43 | 320.30 | 253.62 | 313.00 | 202.60 | 312.28 |
| 307.11 | 227.12 | 310.07 | 252.47 | 300.58 | 197.00 | 302.72 |
| 310.34 | 228.06 | 311.90 | 252.66 | 301.81 | 197.47 | 303.97 |
| 313.63 | 230.62 | 316.69 | 252.89 | 303.73 | 199.55 | 306.12 |
| 314.48 | 231.64 | 316.85 | 252.99 | 306.31 | 199.71 | 306.66 |
| 316.73 | 232.46 | 317.92 | 253.09 | 313.36 | 200.25 | 307.71 |
| 320.38 | 232.71 | 318.70 | 253.16 | 314.27 | 201.02 | 308.65 |
| 321.57 | 233.53 | 320.51 | 253.44 | 315.70 | 203.16 | 312.88 |
| 323.49 | 233.65 | 322.05 | 253.57 | 317.11 | 203.76 | 314.16 |
| 325.31 | 234.17 | 323.51 | 253.91 | 317.88 | 204.95 | 317.85 |
| 328.18 | 234.65 | 325.93 | 254.59 | 319.82 | 206.59 | 319.99 |
| 329.40 | 235.01 | 328.40 | 255.05 | 320.76 | 207.47 | 321.15 |
| 331.09 | 235.48 | 331.02 | 255.62 | 324.72 | 210.30 | 325.49 |
| 332.97 | 235.87 | 331.60 | 256.22 | 325.44 | 211.78 | 331.52 |
| 334.36 | 247.15 | 336.03 | 280.11 | 333.15 | 213.44 | 335.56 |
| 337.21 | 248.08 | 341.28 | 293.16 | 337.74 | 214.28 | 341.13 |
| 338.17 | 248.79 | 344.34 | 294.93 | 341.86 | 215.27 | 349.33 |
| 340.91 | 249.07 | 349.61 | 302.73 | 347.60 | 215.98 | 355.45 |
| 342.96 | 249.09 | 353.11 | 303.20 | 348.59 | 216.70 | 356.87 |
| 343.90 | 250.94 | 354.21 | 303.57 | 348.96 | 218.08 | 358.95 |
| 344.49 | 252.28 | 355.04 | 303.90 | 349.49 | 218.58 | 360.12 |
| 345.29 | 253.40 | 355.94 | 304.94 | 350.41 | 218.77 | 362.65 |

CONSUMER PRICE INDEX &

| Period | CPI | Inflation (General) | | CPI | Inflation (Food) | | CPI | Inflation (Non-food) | |
|----------------|---------------|---------------------|------------------|---------------|------------------|------------------|---------------|----------------------|-------------------|
| | General | Point -to-Point | 12-Month Average | Food | Point -to-Point | 12-Month Average | Non-Food | Point -to-Point | 12- Month Average |
| Weight | 100 | End of period | | 44.86 | End of period | | 55.14 | End of period | |
| 2022-23 | 109.02 | 9.74 | 9.02 | 108.71 | 9.73 | ... | 109.39 | 9.60 | ... |
| April | 111.45 | 9.24 | 8.64 | 111.26 | 8.84 | ... | 111.60 | 9.72 | ... |
| May | 111.06 | 9.94 | 8.84 | 109.62 | 9.24 | ... | 112.22 | 9.96 | ... |
| June | 112.46 | 9.74 | 9.02 | 112.25 | 9.73 | ... | 112.63 | 9.60 | ... |
| 2023-24 | | | | | | | | | |
| July | 112.89 | 9.69 | 9.20 | 112.74 | 9.76 | ... | 113.02 | 9.47 | ... |
| August | 117.06 | 9.92 | 9.24 | 120.08 | 12.54 | ... | 114.61 | 7.95 | ... |
| September | 118.83 | 9.63 | 9.29 | 122.47 | 12.37 | ... | 115.87 | 7.82 | ... |
| October | 120.24 | 9.93 | 9.37 | 123.90 | 12.56 | ... | 117.27 | 8.30 | ... |
| November | 119.10 | 9.49 | 9.42 | 120.04 | 10.76 | ... | 118.33 | 8.16 | ... |
| December | 118.40 | 9.41 | 9.48 | 117.48 | 9.58 | ... | 119.16 | 8.52 | ... |
| January | 119.60 | 9.86 | 9.59 | 118.30 | 9.56 | ... | 120.66 | 9.42 | ... |
| February | 120.09 | 9.67 | 9.66 | 119.07 | 9.44 | ... | 120.92 | 9.33 | ... |
| March | 121.60 | 9.81 | 9.69 | 121.50 | 9.87 | ... | 121.69 | 9.64 | ... |
| April | 122.30 | 9.74 | 9.73 | 122.63 | 10.22 | ... | 122.02 | 9.34 | ... |

Source: Bangladesh Bureau of Statistics

...=Not Available

INFLATION RATE IN BANGLADESH (Base Index 2021-22=100)
TABLE-VIII

| CPI of Major Non-Food Items / Groups | | | | | | | | | | |
|--------------------------------------|---------------------|----------------------------------|----------------------------------|---------------|----------------|---------------|-----------------------|-----------|------------------------|------------------------|
| Alcoholic, Beverage, Tobacco | Clothing & Footwear | Housing, Water, Electricity, Gas | Furnishings, Household Equipment | Health | Transportation | Communication | Recreation & Cultural | Education | Restaurants and Hotels | Misc. Goods & Services |
| 2.64 | 6.11 | 15.24 | 3.84 | 4.34 | 9.37 | 2.34 | 1.54 | 3.76 | 2.17 | 3.79 |
| ... | 106.71 | 108.25 | 109.68 | 114.09 | 109.67 | ... | 108.58 | ... | ... | 112.05 |
| 115.81 | 107.99 | 111.71 | 113.80 | 108.05 | 110.11 | 106.64 | 114.40 | 109.25 | 132.84 | 111.60 |
| 117.11 | 108.18 | 112.40 | 113.93 | 109.50 | 110.38 | 106.64 | 114.65 | 109.37 | 136.56 | 111.87 |
| 117.77 | 108.40 | 113.39 | 114.03 | 109.52 | 110.52 | 106.64 | 114.94 | 109.37 | 137.45 | 111.96 |
| 117.90 | 108.88 | 113.84 | 114.22 | 109.92 | 110.64 | 106.65 | 115.53 | 109.68 | 138.91 | 112.60 |
| 116.06 | 112.53 | 113.80 | 119.77 | 110.50 | 115.73 | 104.51 | 118.69 | 109.68 | 135.06 | 114.60 |
| 119.31 | 113.16 | 115.00 | 120.89 | 111.06 | 116.20 | 105.88 | 121.22 | 111.19 | 136.25 | 117.89 |
| 119.33 | 114.28 | 116.76 | 122.68 | 114.28 | 117.22 | 106.66 | 122.20 | 112.12 | 137.24 | 118.96 |
| 119.44 | 115.92 | 118.07 | 124.56 | 114.80 | 117.85 | 106.71 | 123.58 | 112.24 | 138.84 | 120.83 |
| 119.52 | 116.22 | 118.51 | 124.95 | 120.93 | 118.05 | 107.07 | 123.63 | 112.32 | 139.04 | 122.09 |
| 120.66 | 117.37 | 119.76 | 125.92 | 122.38 | 119.21 | 108.30 | 125.90 | 113.97 | 141.85 | 125.89 |
| 121.61 | 117.40 | 120.38 | 125.95 | 122.39 | 119.31 | 108.32 | 126.00 | 114.11 | 141.92 | 125.96 |
| 122.77 | 117.96 | 122.03 | 126.26 | 122.84 | 119.20 | 108.34 | 126.59 | 114.26 | 142.59 | 127.38 |
| 124.17 | 118.30 | 122.78 | 126.70 | 122.84 | 119.17 | 108.34 | 126.59 | 114.26 | 142.64 | 127.35 |

GROSS DOMESTIC PRODUCT OF BANGLADESH AT

| Period | Agriculture & Forestry | Fishing | Mining & Quarrying | Manufacturing | Electricity Gas & Water Supply | Constructions | Wholesale & Retail Trade | Hotel & Restaurants | Transport, Storage & Communication | Financial Inter-mediations |
|----------------------------------|------------------------|-----------------|--------------------|-------------------|--------------------------------|------------------|--------------------------|---------------------|------------------------------------|----------------------------|
| | 1 | 2 | 3 | 4 | 5 | 6 | 7 | 8 | 9 | 10 |
| (a) Current Market Price | | | | | | | | | | |
| 2005-06 | 70171 (14.55) | 16814 (3.49) | 7009 (1.45) | 73834 (15.31) | 5553 (1.15) | 29825 (6.18) | 62352 (12.93) | 3467 (0.72) | 46497 (9.64) | 14216 (2.95) |
| 2006-07 | 79010 (14.37) | 18890 (3.44) | 7866 (1.43) | 87606 (15.93) | 5720 (1.04) | 33513 (6.10) | 72971 (13.27) | 4069 (0.74) | 53132 (9.66) | 16265 (2.96) |
| 2007-08 | 89986 (14.31) | 20635 (3.28) | 9110 (1.45) | 101371 (16.12) | 6441 (1.02) | 38532 (6.13) | 86149 (13.70) | 4826 (0.77) | 59620 (9.48) | 18702 (2.97) |
| 2008-09 | 97807 (13.87) | 22793 (3.23) | 10963 (1.55) | 116197 (16.48) | 7012 (0.99) | 44180 (6.27) | 96094 (13.63) | 5790 (0.82) | 67185 (9.53) | 20003 (2.84) |
| 2009-10 | 110990 (13.92) | 24601 (3.08) | 12645 (1.59) | 128573 (16.12) | 8346 (1.05) | 49474 (6.20) | 106606 (13.37) | 7028 (0.88) | 80454 (10.09) | 23448 (2.94) |
| 2010-11 | 125469 (13.70) | 28482 (3.11) | 14208 (1.55) | 146503 (16.00) | 11589 (1.27) | 57072 (6.23) | 121332 (13.25) | 8228 (0.90) | 94571 (10.33) | 27545 (3.01) |
| 2011-12 | 138879 (13.16) | 31827 (3.02) | 16650 (1.58) | 167928 (15.91) | 14189 (1.34) | 68305 (6.47) | 137396 (13.02) | 9755 (0.92) | 112702 (10.68) | 36316 (3.44) |
| 2012-13 | 148758 (12.41) | 36995 (3.09) | 19461 (1.62) | 197127 (16.44) | 16381 (1.37) | 82432 (6.88) | 154579 (12.89) | 11263 (0.94) | 124281 (10.37) | 42237 (3.52) |
| 2013-14 | 163968 (12.20) | 42308 (3.15) | 21080 (1.57) | 223221 (16.61) | 18401 (1.37) | 90834 (6.76) | 172575 (12.84) | 13035 (0.97) | 134317 (10.00) | 48563 (3.61) |
| 2014-15 | 176500 (11.64) | 47581 (3.14) | 23876 (1.58) | 254483 (16.79) | 19868 (1.31) | 108484 (7.16) | 192585 (12.71) | 14928 (0.98) | 150025 (9.90) | 55761 (3.68) |
| 2015-16 | 190315 (10.98) | 53076 (3.06) | 28578 (1.65) | 295111 (17.03) | 23829 (1.38) | 126353 (7.29) | 214257 (12.36) | 17058 (0.98) | 169165 (9.76) | 63601 (3.67) |
| 2016-17 | 205398 (10.40) | 59627 (3.02) | 34127 (1.73) | 341829 (17.30) | 26244 (1.33) | 146107 (7.39) | 243958 (12.35) | 19318 (0.98) | 187076 (9.47) | 73205 (3.71) |
| 2017-18 | 227353 (10.10) | 66882 (2.97) | 38884 (1.73) | 404144 (17.96) | 29336 (1.30) | 169855 (7.55) | 279823 (12.43) | 22123 (0.98) | 204630 (9.09) | 83728 (3.72) |
| 2018-19 | 248119 (9.76) | 74275 (2.92) | 43964 (1.73) | 481359 (18.93) | 32087 (1.26) | 196403 (7.72) | 322722 (12.69) | 25234 (0.99) | 226025 (8.89) | 94202 (3.71) |
| 2019-20 | 270751 (9.88) | 83091 (3.03) | 46548 (1.70) | 507100 (18.51) | 33010 (1.21) | 222537 (8.12) | 349066 (12.74) | 27262 (1.00) | 241277 (8.81) | 99809 (3.64) |
| 2020-21 ^P | 292221 (9.70) | 92389 (3.07) | 48718 (1.62) | 559627 (18.59) | 34921 (1.16) | 251150 (8.34) | 387606 (12.87) | 30911 (1.03) | 265227 (8.81) | 107014 (3.55) |
| (b) Constant Market Price | | | | | | | | | | |
| 2005-06 | 70171 (14.55) | 16814 (3.49) | 7009 (1.45) | 73834 (15.31) | 5553 (1.15) | 29825 (6.18) | 62352 (12.93) | 3467 (0.72) | 46497 (9.64) | 14216 (2.95) |
| 2006-07 | 74410 (14.41) | 18397 (3.56) | 7433 (1.44) | 81612 (15.80) | 5831 (1.13) | 31836 (6.17) | 67571 (13.09) | 3659 (0.71) | 50878 (9.85) | 15139 (2.93) |
| 2007-08 | 77292 (14.12) | 19685 (3.60) | 8003 (1.46) | 87596 (16.00) | 6284 (1.15) | 33742 (6.16) | 72481 (13.24) | 3866 (0.71) | 55079 (10.06) | 15733 (2.87) |
| 2008-09 | 79682 (13.86) | 20657 (3.59) | 8841 (1.54) | 93459 (16.25) | 6740 (1.17) | 35962 (6.25) | 76728 (13.34) | 4093 (0.71) | 59513 (10.35) | 15728 (2.74) |
| 2009-10 | 84904 (13.99) | 21607 (3.56) | 9561 (1.57) | 99671 (16.42) | 7412 (1.22) | 38554 (6.35) | 81219 (13.38) | 4339 (0.71) | 64006 (10.54) | 16711 (2.75) |
| 2010-11 | 88206 (13.65) | 23051 (3.57) | 9907 (1.53) | 109651 (16.96) | 8402 (1.30) | 41235 (6.38) | 86650 (13.41) | 4608 (0.71) | 69409 (10.74) | 18456 (2.86) |
| 2011-12 | 90332 (13.12) | 24279 (3.53) | 10593 (1.54) | 120567 (17.51) | 9291 (1.35) | 44709 (6.49) | 92457 (13.43) | 4902 (0.71) | 75761 (11.00) | 21180 (3.08) |
| 2012-13 | 91656 (12.56) | 25779 (3.53) | 11584 (1.59) | 132994 (18.22) | 10126 (1.39) | 48305 (6.62) | 98173 (13.45) | 5220 (0.72) | 80514 (11.03) | 23110 (3.17) |
| 2013-14 | 95151 (12.29) | 27419 (3.54) | 12127 (1.57) | 144653 (18.69) | 10585 (1.37) | 52209 (6.74) | 104776 (13.53) | 5570 (0.72) | 85382 (11.03) | 24790 (3.20) |
| 2014-15 | 97480 (11.82) | 29170 (3.54) | 13290 (1.61) | 159568 (19.34) | 11243 (1.36) | 56698 (6.87) | 111426 (13.51) | 5950 (0.72) | 90475 (10.97) | 26719 (3.24) |
| 2015-16 | 99228 (11.23) | 30950 (3.50) | 14997 (1.70) | 178223 (20.17) | 12742 (1.44) | 61552 (6.97) | 118665 (13.43) | 6366 (0.72) | 95972 (10.86) | 28787 (3.26) |
| 2016-17 | 101173 (10.67) | 32879 (3.47) | 16330 (1.72) | 197765 (20.86) | 13820 (1.46) | 66951 (7.06) | 127417 (13.44) | 6820 (0.72) | 102463 (10.81) | 31413 (3.31) |
| 2017-18 | 104688 (10.24) | 34974 (3.42) | 17474 (1.71) | 224270 (21.93) | 15089 (1.48) | 73595 (7.20) | 136914 (13.39) | 7316 (0.72) | 109208 (10.68) | 33893 (3.31) |
| 2018-19 | 107991 (9.77) | 37146 (3.36) | 18501 (1.67) | 256118 (23.16) | 16535 (1.50) | 81139 (7.34) | 148058 (13.39) | 7870 (0.71) | 117056 (10.59) | 36394 (3.29) |
| 2019-20 | 112423 (9.82) | 39383 (3.44) | 18681 (1.63) | 260728 (22.78) | 16814 (1.47) | 88169 (7.70) | 154029 (13.46) | 8007 (0.70) | 121355 (10.60) | 37521 (3.28) |
| 2020-21 ^P | 115405 (9.56) | 41643 (3.45) | 18735 (1.55) | 275764 (22.84) | 17611 (1.46) | 95824 (7.94) | 164109 (13.59) | 8556 (0.71) | 128718 (10.66) | 39139 (3.24) |

Note : Figures within the parentheses indicate the percentage of total GDP.

CURRENT AND CONSTANT MARKET PRICE (Base:2005-06)

TABLE-IXA

(Taka in crore)

| Real Estate, Renting & Business Activities | Public Administration & Defence | Education | Health & Social Works | Community, Social & Personal Services | GDP at Producer Price (1 to 15) | Import Duty | GDP at Market Price (16+17) | Net Primary Income from Abroad | Gross National Income (GNI) (18+19) | Period |
|--|---------------------------------|-----------|-----------------------|---------------------------------------|---------------------------------|-------------|-----------------------------|--------------------------------|-------------------------------------|----------------------|
| 11 | 12 | 13 | 14 | 15 | 16 | 17 | 18 | 19 | 20 | |
| 37935 | 14089 | 9962 | 9288 | 56600 | 457612 | 24725 | 482337 | 27208 | 509545 | 2005-06 |
| (7.86) | (2.92) | (2.07) | (1.93) | (11.73) | (94.87) | (5.13) | (100.00) | | | |
| 41337 | 17132 | 11853 | 10453 | 63544 | 523361 | 26439 | 549800 | 35276 | 585076 | 2006-07 |
| (7.52) | (3.12) | (2.16) | (1.90) | (11.56) | (95.19) | (4.81) | (100.00) | | | |
| 45118 | 19664 | 14332 | 12164 | 72200 | 598850 | 29832 | 628682 | 48390 | 677072 | 2007-08 |
| (7.18) | (3.13) | (2.28) | (1.93) | (11.48) | (95.25) | (4.75) | (100.00) | | | |
| 49448 | 22464 | 16250 | 13368 | 85366 | 674920 | 30152 | 705072 | 55901 | 760973 | 2008-09 |
| (7.01) | (3.19) | (2.30) | (1.90) | (12.11) | (95.72) | (4.28) | (100.00) | | | |
| 54432 | 25426 | 18257 | 15326 | 95692 | 761298 | 36241 | 797539 | 64604 | 862143 | 2009-10 |
| (6.82) | (3.19) | (2.29) | (1.92) | (12.00) | (95.46) | (4.54) | (100.00) | | | |
| 60119 | 30282 | 21392 | 17731 | 104608 | 869131 | 46698 | 915829 | 72513 | 988342 | 2010-11 |
| (6.56) | (3.31) | (2.34) | (1.94) | (11.42) | (94.90) | (5.10) | (100.00) | | | |
| 68715 | 33499 | 25048 | 20133 | 117293 | 998635 | 56569 | 1055204 | 89302 | 1144506 | 2011-12 |
| (6.51) | (3.17) | (2.37) | (1.91) | (11.12) | (94.64) | (5.36) | (100.00) | | | |
| 78820 | 37678 | 28429 | 23868 | 138952 | 1141261 | 57662 | 1198923 | 96429 | 1295352 | 2012-13 |
| (6.57) | (3.14) | (2.37) | (1.99) | (11.59) | (95.19) | (4.81) | (100.00) | | | |
| 91229 | 44728 | 32767 | 26924 | 156551 | 1280501 | 63173 | 1343674 | 89549 | 1433223 | 2013-14 |
| (6.79) | (3.33) | (2.44) | (2.00) | (11.65) | (95.30) | (4.70) | (100.00) | | | |
| 106061 | 50674 | 37624 | 30135 | 176402 | 1444987 | 70815 | 1515802 | 98402 | 1614204 | 2014-15 |
| (7.00) | (3.34) | (2.48) | (1.99) | (11.64) | (95.33) | (4.67) | (100.00) | | | |
| 123740 | 66711 | 46512 | 34758 | 194248 | 1647312 | 85552 | 1732864 | 99811 | 1832675 | 2015-16 |
| (7.14) | (3.85) | (2.68) | (2.01) | (11.21) | (95.06) | (4.94) | (100.00) | | | |
| 144539 | 78441 | 56856 | 38987 | 214213 | 1869925 | 105892 | 1975817 | 84901 | 2060718 | 2016-17 |
| (7.32) | (3.97) | (2.88) | (1.97) | (10.84) | (94.64) | (5.36) | (100.00) | | | |
| 166419 | 90228 | 64478 | 44064 | 236378 | 2128325 | 122156 | 2250481 | 102628 | 2353109 | 2017-18 |
| (7.39) | (4.01) | (2.87) | (1.96) | (10.50) | (94.57) | (5.43) | (100.00) | | | |
| 190487 | 98957 | 73091 | 52006 | 260961 | 2419892 | 122592 | 2542484 | 113610 | 2656094 | 2018-19 |
| (7.49) | (3.89) | (2.87) | (2.05) | (10.26) | (95.18) | (4.82) | (100.00) | | | |
| 212524 | 106897 | 81095 | 58777 | 286167 | 2625911 | 113421 | 2739332 | 133898 | 2873230 | 2019-20 |
| (7.76) | (3.90) | (2.96) | (2.15) | (10.45) | (95.86) | (4.14) | (100.00) | | | |
| 236065 | 117376 | 90419 | 66427 | 313313 | 2893384 | 117681 | 3011065 | 186746 | 3197811 | 2020-21 ^P |
| (7.84) | (3.90) | (3.00) | (2.21) | (10.41) | (96.09) | (3.91) | (100.00) | | | |
| 37935 | 14089 | 9962 | 9288 | 56600 | 457612 | 24725 | 482337 | 27208 | 509545 | 2005-06 |
| (7.86) | (2.92) | (2.07) | (1.93) | (11.73) | (94.87) | (5.13) | (100.00) | | | |
| 39382 | 15293 | 10835 | 9749 | 58399 | 490424 | 25959 | 516383 | 33121 | 549504 | 2006-07 |
| (7.63) | (2.96) | (2.10) | (1.89) | (11.31) | (94.97) | (5.03) | (100.00) | | | |
| 40877 | 16289 | 11609 | 10321 | 60261 | 519118 | 28319 | 547437 | 42109 | 589546 | 2007-08 |
| (7.47) | (2.98) | (2.12) | (1.89) | (11.01) | (94.83) | (5.17) | (100.00) | | | |
| 42442 | 17447 | 12293 | 10634 | 62191 | 546410 | 28646 | 575056 | 45558 | 620614 | 2008-09 |
| (7.38) | (3.03) | (2.14) | (1.85) | (10.81) | (95.02) | (4.98) | (100.00) | | | |
| 44078 | 18882 | 12930 | 11360 | 64191 | 579425 | 27672 | 607097 | 49143 | 656240 | 2009-10 |
| (7.26) | (3.11) | (2.13) | (1.87) | (10.57) | (95.44) | (4.56) | (100.00) | | | |
| 45790 | 20552 | 13659 | 12080 | 66265 | 617921 | 28421 | 646342 | 51126 | 697468 | 2010-11 |
| (7.08) | (3.18) | (2.11) | (1.87) | (10.25) | (95.60) | (4.40) | (100.00) | | | |
| 47587 | 22099 | 14718 | 12540 | 68416 | 659431 | 29062 | 688493 | 58267 | 746760 | 2011-12 |
| (6.91) | (3.21) | (2.14) | (1.82) | (9.94) | (95.78) | (4.22) | (100.00) | | | |
| 49509 | 23542 | 15645 | 13137 | 70642 | 699936 | 29960 | 729896 | 58705 | 788601 | 2012-13 |
| (6.78) | (3.23) | (2.14) | (1.80) | (9.68) | (95.90) | (4.10) | (100.00) | | | |
| 51615 | 25165 | 16781 | 13802 | 72955 | 742980 | 31156 | 774136 | 51592 | 825728 | 2013-14 |
| (6.67) | (3.25) | (2.17) | (1.78) | (9.42) | (95.98) | (4.02) | (100.00) | | | |
| 53888 | 27637 | 18125 | 14517 | 75352 | 791538 | 33324 | 824862 | 53548 | 878410 | 2014-15 |
| (6.53) | (3.35) | (2.20) | (1.76) | (9.14) | (95.96) | (4.04) | (100.00) | | | |
| 56297 | 30796 | 20248 | 15612 | 77838 | 848273 | 35266 | 883539 | 50891 | 934430 | 2015-16 |
| (6.37) | (3.49) | (2.29) | (1.77) | (8.81) | (96.01) | (3.99) | (100.00) | | | |
| 58997 | 33615 | 22547 | 16804 | 80653 | 909647 | 38252 | 947899 | 40731 | 988630 | 2016-17 |
| (6.22) | (3.55) | (2.38) | (1.77) | (8.51) | (95.96) | (4.04) | (100.00) | | | |
| 61936 | 36463 | 24127 | 17984 | 83598 | 981529 | 40909 | 1022438 | 46626 | 1069064 | 2017-18 |
| (6.06) | (3.57) | (2.36) | (1.76) | (8.18) | (96.00) | (4.00) | (100.00) | | | |
| 65173 | 38795 | 25976 | 20105 | 86706 | 1063563 | 42231 | 1105794 | 49412 | 1155206 | 2018-19 |
| (5.89) | (3.51) | (2.35) | (1.82) | (7.84) | (96.18) | (3.82) | (100.00) | | | |
| 68317 | 40906 | 27290 | 22109 | 89319 | 1105051 | 39546 | 1144597 | 55948 | 1200545 | 2019-20 |
| (5.97) | (3.57) | (2.38) | (1.93) | (7.80) | (96.54) | (3.46) | (100.00) | | | |
| 71662 | 43424 | 28807 | 24308 | 92044 | 1165749 | 41497 | 1207246 | 74873 | 1282119 | 2020-21 ^P |
| (5.94) | (3.60) | (2.39) | (2.01) | (7.62) | (96.56) | (3.44) | (100.00) | | | |

Source : Bangladesh Bureau of Statistics

p=provisional

GROSS DOMESTIC PRODUCT OF BANGLADESH AT

| Period | Agriculture, Forestry & Fishing | Mining & Quarrying | Manufacturing | Electricity Gas, Steam & Air Con. | Water Supply; Sewerage, Waste Management | Constructions | Wholesale & Retail Trade | Transport & Storage | Accommodation & Food Service | Information & Communication | Financial & Insurance Activities | Real Estate Activities |
|----------------------------------|---------------------------------|--------------------|--------------------|-----------------------------------|--|------------------|--------------------------|---------------------|------------------------------|-----------------------------|----------------------------------|------------------------|
| | 1 | 2 | 3 | 4 | 5 | 6 | 7 | 8 | 9 | 10 | 11 | 12 |
| (a) Current Market Price | | | | | | | | | | | | |
| 2015-16 | 279505 (13.46) | 33052 (1.59) | 422387 (20.35) | 24555 (1.18) | 2103 (0.10) | 162843 (7.84) | 288510 (13.90) | 158030 (7.61) | 23886 (1.15) | 24833 (1.20) | 65072 (3.13) | 192509 (9.27) |
| 2016-17 | 301167 (12.96) | 39984 (1.72) | 466606 (20.08) | 29234 (1.26) | 2263 (0.10) | 188219 (8.10) | 324632 (13.97) | 178722 (7.69) | 26670 (1.15) | 27264 (1.17) | 72247 (3.11) | 214151 (9.21) |
| 2017-18 | 329380 (12.48) | 44276 (1.68) | 549024 (20.80) | 32625 (1.24) | 2487 (0.09) | 215693 (8.17) | 373716 (14.16) | 197806 (7.49) | 30106 (1.14) | 29460 (1.12) | 81724 (3.10) | 235990 (8.94) |
| 2018-19 | 353443 (11.98) | 52609 (1.78) | 625937 (21.21) | 38144 (1.29) | 2674 (0.09) | 250255 (8.48) | 418395 (14.18) | 219712 (7.44) | 33550 (1.14) | 32204 (1.09) | 93297 (3.16) | 260715 (8.83) |
| 2019-20 | 380446 (12.00) | 55224 (1.74) | 653064 (20.60) | 44523 (1.40) | 2761 (0.09) | 287880 (9.08) | 445757 (14.06) | 232252 (7.33) | 36015 (1.14) | 35107 (1.11) | 103217 (3.26) | 288001 (9.08) |
| 2020-21 | 410661 (11.63) | 59102 (1.67) | 749659 (21.24) | 44902 (1.27) | 2968 (0.08) | 319490 (9.05) | 497652 (14.10) | 256215 (7.26) | 39857 (1.13) | 38448 (1.09) | 115271 (3.27) | 313028 (8.87) |
| 2021-22 | 445531 (11.22) | 58916 (1.48) | 864437 (21.76) | 50414 (1.27) | 3809 (0.10) | 369633 (9.31) | 567097 (14.28) | 285272 (7.18) | 44452 (1.12) | 41422 (1.04) | 129539 (3.26) | 340182 (8.57) |
| 2022-23 | 494158 (11.00) | 70244 (1.56) | 1003345 (22.34) | 55295 (1.23) | 4380 (0.10) | 420310 (9.36) | 647367 (14.42) | 324082 (7.22) | 51156 (1.14) | 47326 (1.05) | 144785 (3.22) | 373414 (8.32) |
| 2023-24 ^P | 555455 (11.00) | 80087 (1.59) | 1132736 (22.44) | 59204 (1.17) | 5018 (0.10) | 476688 (9.44) | 728571 (14.43) | 359777 (7.13) | 59799 (1.18) | 51185 (1.01) | 159859 (3.17) | 409947 (8.12) |
| (b) Constant Market Price | | | | | | | | | | | | |
| 2015-16 | 279505 (13.46) | 33052 (1.59) | 422387 (20.35) | 24555 (1.18) | 2103 (0.10) | 162843 (7.84) | 288510 (13.90) | 158030 (7.61) | 23886 (1.15) | 24833 (1.20) | 65072 (3.13) | 192509 (9.27) |
| 2016-17 | 288438 (13.04) | 38766 (1.75) | 452319 (20.44) | 26291 (1.19) | 2180 (0.10) | 178734 (8.08) | 312225 (14.11) | 167710 (7.58) | 25173 (1.14) | 26907 (1.22) | 68524 (3.10) | 198921 (8.99) |
| 2017-18 | 298662 (12.58) | 42469 (1.79) | 499598 (21.04) | 28466 (1.20) | 2244 (0.09) | 196710 (8.28) | 339505 (14.30) | 179010 (7.54) | 26564 (1.12) | 28728 (1.21) | 73278 (3.09) | 205841 (8.67) |
| 2018-19 | 308399.9 (12.04) | 47271 (1.85) | 561220 (21.91) | 30812 (1.20) | 2386 (0.09) | 217314 (8.48) | 369561 (14.43) | 191556 (7.48) | 28061 (1.10) | 30842 (1.20) | 79324 (3.10) | 213268 (8.33) |
| 2019-20 | 318950 (12.04) | 48765 (1.84) | 570654 (21.53) | 31020 (1.17) | 2438 (0.09) | 237146 (8.95) | 381439 (14.39) | 194870 (7.35) | 28535 (1.08) | 32868 (1.24) | 83068 (3.13) | 221109 (8.34) |
| 2020-21 | 329075 (11.61) | 51932 (1.83) | 636764 (22.47) | 33980 (1.20) | 2599 (0.09) | 256305 (9.04) | 410589 (14.49) | 202740 (7.15) | 29828 (1.05) | 35206 (1.24) | 87901 (3.10) | 228668 (8.07) |
| 2021-22 | 339125 (11.17) | 51352 (1.69) | 709425 (23.37) | 36070 (1.19) | 2848 (0.09) | 278628 (9.18) | 445317 (14.67) | 214399 (7.06) | 31428 (1.04) | 36891 (1.22) | 93061 (3.07) | 237134 (7.81) |
| 2022-23 | 350559 (10.92) | 57888 (1.80) | 772522 (24.06) | 36959 (1.15) | 3100 (0.10) | 298079 (9.28) | 473716 (14.76) | 226164 (7.04) | 33265 (1.04) | 39235 (1.22) | 95433 (2.97) | 245870 (7.66) |
| 2023-24 ^P | 361807 (10.65) | 62455 (1.84) | 823367 (24.24) | 36837 (1.08) | 3444 (0.10) | 320282 (9.43) | 503052 (14.81) | 238018 (7.01) | 35155 (1.03) | 41781 (1.23) | 100051 (2.95) | 255199 (7.51) |

Note : Figures within the parentheses indicate the percentage of total GDP.

CURRENT AND CONSTANT MARKET PRICE (Base:2015-16)

TABLE-IXB

(Taka in crore)

| Professional, Scientific & Technical | Administrative & Support Service | Public Administration & Defence | Education | Human Health & Social Works | Arts, entertainment & Recreation | Other Service activities | Total GVA at Basic Price (1 to 19) | Tax Less Subsidy | GDP at Market Price (20+21) | Net Primary Income from Abroad | Gross National Income (GNI) (22+23) | Period |
|--------------------------------------|----------------------------------|---------------------------------|-----------|-----------------------------|----------------------------------|--------------------------|------------------------------------|------------------|-----------------------------|--------------------------------|-------------------------------------|----------------------|
| 13 | 14 | 15 | 16 | 17 | 18 | 19 | 20 | 21 | 22 | 23 | 24 | |
| 3906 | 14244 | 66730 | 54479 | 54600 | 3007 | 113176 | 1987427 | 88394 | 2075821 | 97254 | 2173075 | 2015-16 |
| (0.19) | (0.69) | (3.21) | (2.62) | (2.63) | (0.14) | (5.45) | (95.74) | (4.26) | (100.00) | | | |
| 4282 | 15722 | 78463 | 60858 | 63515 | 3365 | 124429 | 2221793 | 102514 | 2324307 | 80250 | 2404557 | 2016-17 |
| (0.18) | (0.68) | (3.38) | (2.62) | (2.73) | (0.14) | (5.35) | (95.59) | (4.41) | (100.00) | | | |
| 4714 | 17269 | 90249 | 68164 | 73365 | 3772 | 136783 | 2516603 | 122645 | 2639248 | 105543 | 2744791 | 2017-18 |
| (0.18) | (0.65) | (3.42) | (2.58) | (2.78) | (0.14) | (5.18) | (95.35) | (4.65) | (100.00) | | | |
| 5179 | 20017 | 99006 | 76961 | 86811 | 4244 | 150690 | 2823843 | 127586 | 2951429 | 120895 | 3072324 | 2018-19 |
| (0.18) | (0.68) | (3.35) | (2.61) | (2.94) | (0.14) | (5.11) | (95.68) | (4.32) | (100.00) | | | |
| 5656 | 23005 | 106965 | 85643 | 101522 | 4761 | 165249 | 3057048 | 113421 | 3170469 | 131232 | 3301701 | 2019-20 |
| (0.18) | (0.73) | (3.37) | (2.70) | (3.20) | (0.15) | (5.21) | (96.42) | (3.58) | (100.00) | | | |
| 6273 | 27138 | 116996 | 95642 | 118500 | 5341 | 180676 | 3397819 | 132366 | 3530185 | 185812 | 3715997 | 2020-21 |
| (0.18) | (0.77) | (3.31) | (2.71) | (3.36) | (0.15) | (5.12) | (96.25) | (3.75) | (100.00) | | | |
| 6942 | 31136 | 127366 | 109514 | 138207 | 6074 | 199886 | 3819829 | 151887 | 3971716 | 157346 | 4129062 | 2021-22 |
| (0.17) | (0.78) | (3.21) | (2.76) | (3.48) | (0.15) | (5.03) | (96.18) | (3.82) | (100.00) | | | |
| 8423 | 37504 | 147281 | 125974 | 161533 | 6912 | 219599 | 4343088 | 147754 | 4490842 | 179238 | 4670080 | 2022-23 |
| (0.19) | (0.84) | (3.28) | (2.81) | (3.60) | (0.15) | (4.89) | (96.71) | (3.29) | (100.00) | | | |
| 9873 | 44043 | 161751 | 149691 | 187711 | 7966 | 245217 | 4884578 | 163449 | 5048027 | 205106 | 5253133 | 2023-24 ^P |
| (0.20) | (0.87) | (3.20) | (2.97) | (3.72) | (0.16) | (4.86) | (96.76) | (3.24) | (100.00) | | | |
| 3906 | 14244 | 66730 | 54479 | 54600 | 3007 | 113176 | 1987427 | 88394 | 2075821 | 97254 | 2173075 | 2015-16 |
| (0.19) | (0.69) | (3.21) | (2.62) | (2.63) | (0.14) | (5.45) | (95.74) | (4.26) | (100.00) | | | |
| 4061 | 15155 | 74220 | 57722 | 60242 | 3157 | 116731 | 2117476 | 95147 | 2212623 | 76394 | 2289017 | 2016-17 |
| (0.18) | (0.68) | (3.35) | (2.61) | (2.72) | (0.14) | (5.28) | (95.70) | (4.30) | (100.00) | | | |
| 4227 | 16329 | 80656 | 61120 | 65783 | 3322 | 120489 | 2273001 | 101573 | 2374574 | 94959 | 2469533 | 2017-18 |
| (0.18) | (0.69) | (3.40) | (2.57) | (2.77) | (0.14) | (5.07) | (95.72) | (4.28) | (100.00) | | | |
| 4403 | 17663 | 85890 | 65434 | 73809 | 3504 | 124429 | 2455147 | 106588 | 2561735 | 104932 | 2666667 | 2018-19 |
| (0.17) | (0.69) | (3.35) | (2.55) | (2.88) | (0.14) | (4.86) | (95.84) | (4.16) | (100.00) | | | |
| 4552 | 18781 | 90602 | 68924 | 81704 | 3695 | 128242 | 2547362 | 102703 | 2650065 | 109691 | 2759756 | 2019-20 |
| (0.17) | (0.71) | (3.42) | (2.60) | (3.08) | (0.14) | (4.84) | (96.12) | (3.88) | (100.00) | | | |
| 4784 | 19911 | 96081 | 72932 | 90364 | 3908 | 132197 | 2725764 | 108180 | 2833944 | 149165 | 2983109 | 2020-21 |
| (0.17) | (0.70) | (3.39) | (2.57) | (3.19) | (0.14) | (4.66) | (96.18) | (3.82) | (100.00) | | | |
| 4987 | 21108 | 100802 | 78675 | 99289 | 4145 | 136410 | 2921094 | 114056 | 3035150 | 120242 | 3155392 | 2021-22 |
| (0.16) | (0.70) | (3.32) | (2.59) | (3.27) | (0.14) | (4.49) | (96.24) | (3.76) | (100.00) | | | |
| 5426 | 22694 | 107890 | 83021 | 106457 | 4408 | 140833 | 3103519 | 106914 | 3210433 | 128135 | 3338568 | 2022-23 |
| (0.17) | (0.71) | (3.36) | (2.59) | (3.32) | (0.14) | (4.39) | (96.67) | (3.33) | (100.00) | | | |
| 5791 | 24089 | 116049 | 89937 | 117179 | 4694 | 145375 | 3284560 | 112670 | 3397230 | 138033 | 3535263 | 2023-24 ^P |
| (0.17) | (0.71) | (3.42) | (2.65) | (3.45) | (0.14) | (4.28) | (96.68) | (3.32) | (100.00) | | | |

Source: Bangladesh Bureau of Statistics

P: Provisional

QUARTERLY GROSS DOMESTIC PRODUCT

| Period | Agriculture | Industry | | | | | Total | Whole-sale & Retail Trade, Repair | Transportation, Accomodation and Food | Finan-cial & Insurance Activities |
|---------------------------------|----------------------------------|---------------------|----------------|------------------------------------|----------------|-------------|--------|-----------------------------------|---------------------------------------|-----------------------------------|
| | Agricul-ture, Forestry & Fishing | Mining & Quarry-ing | Manufa-cturing | Electri-city, Gas and Water Supply | Constr-uctions | | | | | |
| | 1 | 2 | 3 | 4 | 5 | 6=(2+...+5) | | | | |
| (a) Current Market Price | | | | | | | | | | |
| 2015-16 | 279505 | 33052 | 422387 | 26658 | 162842 | 644939 | 288510 | 206749 | 65071 | |
| Q1 | 61639 | 7042 | 97951 | 6423 | 35105 | 146521 | 65169 | 47435 | 13708 | |
| Q2 | 75020 | 7828 | 100244 | 5928 | 37499 | 151499 | 70325 | 51229 | 15580 | |
| Q3 | 59667 | 9221 | 109440 | 6636 | 48054 | 173351 | 72789 | 53501 | 17244 | |
| Q4 | 83179 | 8961 | 114752 | 7671 | 42184 | 173568 | 80227 | 54584 | 18539 | |
| 2016-17 | 301167 | 39984 | 466606 | 31497 | 188219 | 726306 | 324632 | 232657 | 72246 | |
| Q1 | 67023 | 8377 | 107238 | 8113 | 40901 | 164629 | 69735 | 55194 | 16805 | |
| Q2 | 81041 | 9764 | 111959 | 7377 | 44226 | 173326 | 82320 | 57404 | 17281 | |
| Q3 | 65408 | 11139 | 121405 | 7361 | 51243 | 191148 | 86751 | 59813 | 18364 | |
| Q4 | 87695 | 10704 | 126004 | 8646 | 51849 | 197203 | 85826 | 60246 | 19796 | |
| 2017-18 | 329379 | 44275 | 549024 | 35113 | 215693 | 844105 | 373715 | 257374 | 81724 | |
| Q1 | 73848 | 9923 | 126182 | 9403 | 48481 | 193989 | 82857 | 61663 | 18861 | |
| Q2 | 89291 | 11049 | 138359 | 8298 | 52577 | 210283 | 93614 | 63991 | 19624 | |
| Q3 | 69509 | 11425 | 141775 | 8280 | 56288 | 217768 | 96469 | 65299 | 20825 | |
| Q4 | 96731 | 11878 | 142708 | 9132 | 58347 | 222065 | 100775 | 66421 | 22414 | |
| 2018-19 | 353443 | 52610 | 625938 | 40817 | 250255 | 969620 | 418395 | 285465 | 93296 | |
| Q1 | 78956 | 11903 | 151415 | 10871 | 55887 | 230076 | 94753 | 67610 | 21457 | |
| Q2 | 95307 | 13035 | 156266 | 9033 | 60751 | 239085 | 103782 | 70113 | 22871 | |
| Q3 | 75410 | 13529 | 158902 | 9191 | 64794 | 246416 | 105048 | 72892 | 23871 | |
| Q4 | 103770 | 14143 | 159355 | 11722 | 68823 | 254043 | 114812 | 74850 | 25097 | |
| 2019-20 | 380446 | 55224 | 653064 | 47283 | 287881 | 1043452 | 445757 | 303374 | 103217 | |
| Q1 | 84829 | 13321 | 166873 | 13350 | 69741 | 263285 | 105443 | 74373 | 23534 | |
| Q2 | 103894 | 14657 | 170652 | 11148 | 77349 | 273806 | 117966 | 76179 | 25497 | |
| Q3 | 80960 | 16169 | 173955 | 11334 | 82038 | 283496 | 118912 | 78587 | 29566 | |
| Q4 | 110763 | 11077 | 141584 | 11451 | 58753 | 222865 | 103436 | 74235 | 24620 | |
| 2020-21 | 410660 | 59102 | 749658 | 47869 | 319488 | 1176117 | 497652 | 334521 | 115271 | |
| Q1 | 91739 | 13223 | 171868 | 13299 | 70327 | 268717 | 106623 | 75479 | 24775 | |
| Q2 | 112643 | 14861 | 181426 | 11064 | 76779 | 284130 | 114039 | 80880 | 27590 | |
| Q3 | 87880 | 17113 | 193812 | 10708 | 87468 | 309101 | 130685 | 88611 | 30156 | |
| Q4 | 118398 | 13905 | 202552 | 12798 | 84914 | 314169 | 146305 | 89551 | 32750 | |
| 2021-22 | 445531 | 58915 | 864437 | 54224 | 369634 | 1347210 | 567096 | 371145 | 129539 | |
| Q1 | 99598 | 12759 | 193283 | 14051 | 81242 | 301335 | 120844 | 85146 | 30521 | |
| Q2 | 120789 | 14334 | 219598 | 12310 | 95952 | 342194 | 139703 | 91023 | 32102 | |
| Q3 | 95263 | 17659 | 235751 | 12332 | 108046 | 373788 | 150972 | 95645 | 32766 | |
| Q4 | 129881 | 14163 | 215805 | 15531 | 84394 | 329893 | 155577 | 99331 | 34150 | |
| 2022-23^P | 494158 | 70244 | 1003345 | 59675 | 420310 | 1553574 | 647367 | 422562 | 144783 | |
| Q1 | 107234 | 14301 | 221395 | 16594 | 84166 | 336456 | 149006 | 99810 | 34544 | |
| Q2 | 134494 | 16236 | 256999 | 13463 | 108209 | 394907 | 159459 | 105125 | 35818 | |
| Q3 | 103757 | 21218 | 264339 | 13343 | 122584 | 421484 | 159436 | 108681 | 36580 | |
| Q4 | 148673 | 18489 | 260612 | 16275 | 105351 | 400727 | 179466 | 108946 | 37841 | |
| 2023-24^P | | | | | | | | | | |
| Q1 | 119653 | 18359 | 275421 | 17607 | 106373 | 417760 | 172040 | 112279 | 38173 | |
| Q2 | 155115 | 21638 | 285521 | 14640 | 150165 | 471964 | 183429 | 114570 | 39738 | |

Source: Bangladesh Bureau of Statistics

...=Not Available

OF BANGLADESH (Base:2015-16)

TABLE-IXC (Contd.)

(Taka in crore)

| Services | | | | GVA at Basic Price | Tax Less Subsidy | GDP at Current Price | Growth Rate | Period |
|--|---|---|---------------|--------------------|------------------|----------------------|-------------|----------------------------|
| Real Estate, Professional & Administrative | Public Administration, Health & Education | Arts, Recreation & Other Service activities | Total | | | | | |
| 10 | 11 | 12 | 13=(7+...+12) | 14=(1+6+13) | 15 | 16=(14+15) | 17 | |
| 210659 | 175809 | 116184 | 1062982 | 1987426 | 88394 | 2075820 | ... | 2015-16 |
| 50252 | 40331 | 27403 | 244298 | 452458 | 19486 | 471944 | ... | Q1 |
| 51256 | 30453 | 28591 | 247434 | 473953 | 23995 | 497948 | ... | Q2 |
| 54437 | 42472 | 29924 | 270367 | 503385 | 20582 | 523967 | ... | Q3 |
| 54714 | 62553 | 30266 | 300883 | 557630 | 24331 | 581961 | ... | Q4 |
| 234155 | 202836 | 127794 | 1194320 | 2221793 | 102514 | 2324307 | 11.97 | 2016-17 |
| 56051 | 44532 | 28673 | 270990 | 502642 | 23697 | 526339 | 11.53 | Q1 |
| 56796 | 45828 | 29749 | 289378 | 543745 | 27005 | 570750 | 14.62 | Q2 |
| 60607 | 47747 | 34201 | 307483 | 564039 | 28361 | 592400 | 13.06 | Q3 |
| 60701 | 64729 | 35171 | 326469 | 611367 | 23451 | 634818 | 9.08 | Q4 |
| 257972 | 231779 | 140553 | 1343117 | 2516601 | 122645 | 2639246 | 13.55 | 2017-18 |
| 61328 | 50467 | 32433 | 307609 | 575446 | 29528 | 604974 | 14.94 | Q1 |
| 62766 | 49502 | 34980 | 324477 | 624051 | 33413 | 657464 | 15.19 | Q2 |
| 67282 | 60383 | 38073 | 348331 | 635608 | 32692 | 668300 | 12.81 | Q3 |
| 66596 | 71427 | 35067 | 362700 | 681496 | 27012 | 708508 | 11.61 | Q4 |
| 285912 | 262777 | 154935 | 1500780 | 2823843 | 127586 | 2951429 | 11.83 | 2018-19 |
| 67655 | 61948 | 34798 | 348221 | 657253 | 30920 | 688173 | 13.75 | Q1 |
| 69759 | 61972 | 38392 | 366889 | 701281 | 29151 | 730432 | 11.10 | Q2 |
| 73937 | 60545 | 40691 | 376984 | 698810 | 33116 | 731926 | 9.52 | Q3 |
| 74561 | 78312 | 41054 | 408686 | 766499 | 34399 | 800898 | 13.04 | Q4 |
| 316662 | 294129 | 170010 | 1633149 | 3057047 | 113421 | 3170468 | 7.42 | 2019-20 |
| 75005 | 64541 | 42106 | 385002 | 733116 | 31342 | 764458 | 11.08 | Q1 |
| 77372 | 70575 | 45112 | 412701 | 790401 | 28667 | 819068 | 12.13 | Q2 |
| 81609 | 68005 | 43330 | 420009 | 784465 | 33667 | 818132 | 11.78 | Q3 |
| 82676 | 91008 | 39462 | 415437 | 749065 | 19745 | 768810 | -4.01 | Q4 |
| 346440 | 331140 | 186017 | 1811041 | 3397818 | 132366 | 3530184 | 11.35 | 2020-21 |
| 83451 | 75704 | 39052 | 405084 | 765540 | 31365 | 796905 | 4.24 | Q1 |
| 87506 | 74344 | 40430 | 424789 | 821562 | 35724 | 857286 | 4.67 | Q2 |
| 86991 | 80028 | 54389 | 470860 | 867841 | 38892 | 906733 | 10.83 | Q3 |
| 88492 | 101064 | 52146 | 510308 | 942875 | 26385 | 969260 | 26.07 | Q4 |
| 378260 | 375087 | 205961 | 2027088 | 3819829 | 151888 | 3971717 | 12.51 | 2021-22 |
| 87666 | 81847 | 44476 | 450500 | 851433 | 35431 | 886864 | 10.24 | Q1 |
| 91660 | 79468 | 51761 | 485717 | 948700 | 40934 | 989634 | 14.73 | Q2 |
| 97143 | 99539 | 56257 | 532322 | 1001373 | 40769 | 1042142 | 15.56 | Q3 |
| 101791 | 114233 | 53467 | 558549 | 1018323 | 34754 | 1053077 | 9.54 | Q4 |
| 419342 | 434789 | 226512 | 2295355 | 4343087 | 147755 | 4490842 | 11.77 | 2022-23^P |
| 96891 | 94326 | 52060 | 526637 | 970327 | 35457 | 1005784 | 13.41 | Q1 |
| 101403 | 98783 | 55825 | 556413 | 1085814 | 41154 | 1126968 | 13.88 | Q2 |
| 108403 | 109870 | 59334 | 582304 | 1107545 | 36756 | 1144301 | 9.80 | Q3 |
| 112645 | 131810 | 59293 | 630001 | 1179401 | 34388 | 1213789 | 15.26 | Q4 |
| | | | | | | | | 2023-24^P |
| 115510 | 109488 | 58452 | 605942 | 1143355 | 44115 | 1187470 | 18.06 | Q1 |
| 113259 | 117296 | 60911 | 629203 | 1256282 | 53613 | 1309895 | 16.23 | Q2 |

QUARTERLY GROSS DOMESTIC PRODUCT

| Period | Agriculture | Industry | | | | | Total | Whole-sale & Retail Trade, Repair | Transportation, Accommodation and Food | Financial & Insurance Activities |
|----------------------------|---------------------------------|--------------------|---------------|-----------------------------------|---------------|----------------|--------|-----------------------------------|--|----------------------------------|
| | Agriculture, Forestry & Fishing | Mining & Quarrying | Manufacturing | Electricity, Gas and Water Supply | Constructions | | | | | |
| | 18 | 19 | 20 | 21 | 22 | 23=(19+...+22) | | | | |
| 2015-16 | 279504 | 33052 | 422388 | 26657 | 162844 | 644941 | 288509 | 206750 | 65072 | |
| Q1 | 62406 | 7102 | 99718 | 6790 | 35724 | 149334 | 66580 | 49470 | 14016 | |
| Q2 | 74444 | 7867 | 102308 | 6171 | 38262 | 154608 | 70373 | 51206 | 15602 | |
| Q3 | 59130 | 9194 | 107845 | 6381 | 47666 | 171086 | 71838 | 52461 | 17028 | |
| Q4 | 83524 | 8889 | 112517 | 7315 | 41192 | 169913 | 79718 | 53613 | 18426 | |
| 2016-17 | 288438 | 38767 | 452319 | 28469 | 178735 | 698290 | 312226 | 219789 | 68523 | |
| Q1 | 65516 | 8119 | 105828 | 7562 | 39421 | 160930 | 68554 | 52861 | 16289 | |
| Q2 | 77340 | 9472 | 110767 | 6776 | 42675 | 169690 | 79351 | 54405 | 16420 | |
| Q3 | 62020 | 10814 | 115967 | 6513 | 48306 | 181600 | 82500 | 56107 | 17213 | |
| Q4 | 83562 | 10362 | 119757 | 7618 | 48333 | 186070 | 81821 | 56416 | 18601 | |
| 2017-18 | 298662 | 42469 | 499598 | 30710 | 196710 | 769487 | 339503 | 234303 | 73278 | |
| Q1 | 68377 | 9779 | 118338 | 8274 | 44958 | 181349 | 76873 | 56866 | 17265 | |
| Q2 | 80469 | 10732 | 125088 | 7280 | 48808 | 191908 | 85091 | 58526 | 17602 | |
| Q3 | 62316 | 10899 | 127775 | 7225 | 50840 | 196739 | 86646 | 59275 | 18459 | |
| Q4 | 87500 | 11059 | 128397 | 7931 | 52104 | 199491 | 90893 | 59636 | 19952 | |
| 2018-19 | 308400 | 47271 | 561220 | 33198 | 217315 | 859004 | 369560 | 250458 | 79323 | |
| Q1 | 70142 | 10904 | 136939 | 9324 | 49519 | 206686 | 85455 | 60711 | 18628 | |
| Q2 | 82726 | 11973 | 141024 | 7552 | 53570 | 214119 | 91807 | 61652 | 19473 | |
| Q3 | 65186 | 12078 | 141595 | 7347 | 55764 | 216784 | 91716 | 63614 | 20061 | |
| Q4 | 90346 | 12316 | 141662 | 8975 | 58462 | 221415 | 100582 | 64481 | 21161 | |
| 2019-20 | 318951 | 48766 | 570654 | 33457 | 237146 | 890023 | 381438 | 256273 | 83068 | |
| Q1 | 72734 | 11792 | 146330 | 9603 | 58385 | 226110 | 92145 | 63749 | 19351 | |
| Q2 | 86465 | 12972 | 150188 | 7952 | 64117 | 235229 | 100899 | 64519 | 20524 | |
| Q3 | 67541 | 14210 | 151518 | 7847 | 66814 | 240389 | 100658 | 66105 | 23554 | |
| Q4 | 92211 | 9792 | 122618 | 8055 | 47830 | 188295 | 87736 | 61900 | 19639 | |
| 2020-21 | 329076 | 51931 | 636765 | 36580 | 256305 | 981581 | 410589 | 267774 | 87902 | |
| Q1 | 75193 | 11489 | 149164 | 9836 | 57506 | 227995 | 89796 | 62881 | 19299 | |
| Q2 | 89412 | 12867 | 156048 | 8512 | 62609 | 240036 | 93973 | 66101 | 21034 | |
| Q3 | 70234 | 15082 | 164498 | 8314 | 69752 | 257646 | 107063 | 70600 | 22837 | |
| Q4 | 94237 | 12493 | 167055 | 9918 | 66438 | 255904 | 119757 | 68192 | 24732 | |
| 2021-22 | 339125 | 51353 | 709425 | 38917 | 278627 | 1078322 | 445318 | 282718 | 93061 | |
| Q1 | 78137 | 11087 | 161113 | 10444 | 62086 | 244730 | 97761 | 67347 | 22507 | |
| Q2 | 91382 | 12522 | 181070 | 8865 | 72388 | 274845 | 110044 | 70012 | 23077 | |
| Q3 | 72309 | 15428 | 194337 | 8731 | 80377 | 298873 | 117864 | 72080 | 23375 | |
| Q4 | 97297 | 12316 | 172905 | 10877 | 63776 | 259874 | 119649 | 73279 | 24102 | |
| 2022-23^P | 350558 | 57889 | 772522 | 40059 | 298079 | 1168549 | 473716 | 298663 | 95433 | |
| Q1 | 78262 | 12527 | 175959 | 11350 | 62582 | 262418 | 112572 | 73525 | 23438 | |
| Q2 | 95238 | 13760 | 200775 | 9131 | 78655 | 302321 | 117119 | 74005 | 23665 | |
| Q3 | 73667 | 17311 | 201215 | 8985 | 86245 | 313756 | 115914 | 75330 | 23968 | |
| Q4 | 103391 | 14291 | 194573 | 10593 | 70597 | 290054 | 128111 | 75803 | 24362 | |
| 2023-24^P | | | | | | | | | | |
| Q1 | 79073 | 13172 | 196372 | 11298 | 66853 | 287695 | 117746 | 75629 | 23601 | |
| Q2 | 99665 | 14488 | 199875 | 9160 | 88585 | 312108 | 122452 | 74949 | 24037 | |

OF BANGLADESH (Base:2015-16)

TABLE-IXC (Concl.)

(Taka in crore)

| Services | | | | GVA at Basic Price | Tax Less Subsidy | GDP at Constant Price | Growth Rate | Period |
|--|---|---|----------------|--------------------|------------------|-----------------------|-------------|----------------------------|
| Real Estate, Professional & Administrative | Public Administration, Health & Education | Arts, Recreation & Other Service activities | Total | | | | | |
| 27 | 28 | 29 | 30=(24+...+29) | 31=(18+23+30) | 32 | 33=(31+32) | 34 | |
| 210660 | 175809 | 116183 | 1062983 | 1987428 | 88393 | 2075821 | ... | 2015-16 |
| 51834 | 41234 | 27717 | 250851 | 462591 | 21700 | 484291 | ... | Q1 |
| 51899 | 30490 | 28773 | 248343 | 477395 | 22766 | 500161 | ... | Q2 |
| 53487 | 41929 | 29772 | 266515 | 496731 | 21442 | 518173 | ... | Q3 |
| 53440 | 62156 | 29921 | 297274 | 550711 | 22485 | 573196 | ... | Q4 |
| 218137 | 192186 | 119888 | 1130749 | 2117477 | 95147 | 2212624 | 6.59 | 2016-17 |
| 53748 | 43151 | 28015 | 262618 | 489064 | 24176 | 513240 | 5.98 | Q1 |
| 53770 | 43531 | 28829 | 276306 | 523336 | 24636 | 547972 | 9.56 | Q2 |
| 55431 | 44735 | 31202 | 287188 | 530808 | 25413 | 556221 | 7.34 | Q3 |
| 55188 | 60769 | 31842 | 304637 | 574269 | 20922 | 595191 | 3.84 | Q4 |
| 226397 | 207560 | 123812 | 1204853 | 2273002 | 101572 | 2374574 | 7.32 | 2017-18 |
| 55418 | 46132 | 29121 | 281675 | 531401 | 26016 | 557417 | 8.61 | Q1 |
| 56387 | 44336 | 31073 | 293015 | 565392 | 28288 | 593680 | 8.34 | Q2 |
| 57753 | 53475 | 33322 | 308930 | 567985 | 27040 | 595025 | 6.98 | Q3 |
| 56839 | 63617 | 30296 | 321233 | 608224 | 20228 | 628452 | 5.59 | Q4 |
| 235334 | 225135 | 127933 | 1287743 | 2455147 | 106589 | 2561736 | 7.88 | 2018-19 |
| 57351 | 53949 | 29603 | 305697 | 582525 | 28956 | 611481 | 9.70 | Q1 |
| 58872 | 53074 | 32160 | 317038 | 613883 | 25210 | 639093 | 7.65 | Q2 |
| 59478 | 51347 | 33173 | 319389 | 601359 | 27842 | 629201 | 5.74 | Q3 |
| 59633 | 66765 | 32997 | 345619 | 657380 | 24581 | 681961 | 8.51 | Q4 |
| 244442 | 241231 | 131937 | 1338389 | 2547363 | 102701 | 2650064 | 3.45 | 2019-20 |
| 59513 | 53852 | 33381 | 321991 | 620835 | 31369 | 652204 | 6.66 | Q1 |
| 61151 | 57928 | 35223 | 340244 | 661938 | 24065 | 686003 | 7.34 | Q2 |
| 61489 | 55262 | 33317 | 340385 | 648315 | 29282 | 677597 | 7.69 | Q3 |
| 62289 | 74189 | 30016 | 335769 | 616275 | 17985 | 634260 | -6.99 | Q4 |
| 253360 | 259377 | 136105 | 1415107 | 2725764 | 108180 | 2833944 | 6.94 | 2020-21 |
| 62301 | 60451 | 29382 | 324110 | 627298 | 30099 | 657397 | 0.80 | Q1 |
| 65160 | 58041 | 30034 | 334343 | 663791 | 28572 | 692363 | 0.93 | Q2 |
| 62379 | 62295 | 39423 | 364597 | 692477 | 30052 | 722529 | 6.63 | Q3 |
| 63520 | 78590 | 37266 | 392057 | 742198 | 19457 | 761655 | 20.09 | Q4 |
| 263229 | 278766 | 140554 | 1503646 | 2921093 | 114057 | 3035150 | 7.10 | 2021-22 |
| 62803 | 62262 | 31168 | 343848 | 666715 | 30330 | 697045 | 5.08 | Q1 |
| 65167 | 58773 | 35684 | 362757 | 728984 | 32144 | 761128 | 9.30 | Q2 |
| 66260 | 74066 | 38080 | 391725 | 762907 | 32175 | 795082 | 10.62 | Q3 |
| 68999 | 83665 | 35622 | 405316 | 762487 | 19408 | 781895 | 3.49 | Q4 |
| 273989 | 297369 | 145242 | 1584412 | 3103519 | 106914 | 3210433 | 6.03 | 2022-23^P |
| 67146 | 66411 | 34168 | 377260 | 717940 | 28137 | 746077 | 7.03 | Q1 |
| 67908 | 67675 | 36415 | 386787 | 784346 | 30640 | 814986 | 7.08 | Q2 |
| 68804 | 75025 | 38444 | 397485 | 784908 | 28440 | 813348 | 2.30 | Q3 |
| 70131 | 88258 | 36215 | 422880 | 816325 | 19697 | 836022 | 6.92 | Q4 |
| | | | | | | | | 2023-24^P |
| 69158 | 70660 | 34551 | 391345 | 758113 | 32775 | 790888 | 6.01 | Q1 |
| 69048 | 73502 | 34644 | 398632 | 810405 | 35396 | 845801 | 3.78 | Q2 |

KEY INDICATORS OF

(Base:2005-06=100)

| Period | GDP at Current Market Price | GNI at Current Market Price | Net Current Transfer from Abroad | Gross Disposable National Income at Current Market Price | Total Consumption at Current Market Price | Total Consumption as % of GDP at Current Market Price | Gross Domestic Savings at Current Market Price | Gross National Savings at Current Market Price | National Savings as % of GDP at Current Market Price | Total Investments at Current Market Price |
|--------------------------|-----------------------------|-----------------------------|----------------------------------|--|---|---|--|--|--|---|
| | 1 | 2 | 3 | 4 | 5 | 6 | 7 | 8 | 9 | 10 |
| (a) Base: 2005-06 | | | | | | | | | | |
| 2005-06 | 482337 (71905) | 509545 (75961) | 3653 (545) | 513197 (76505) | 378940 (56491) | 78.56 | 103397 (15414) | 134257 (20014) | 27.83 | 126103 (18799) |
| 2006-07 | 549800 (79647) | 585075 (84757) | 3989 (578) | 589064 (85334) | 435731 (63122) | 79.25 | 114069 (16525) | 153333 (22213) | 27.89 | 143929 (20850) |
| 2007-08 | 628682 (91645) | 677072 (98699) | 5671 (827) | 682743 (99525) | 508042 (74059) | 80.81 | 120640 (17586) | 174701 (25467) | 27.79 | 164729 (24013) |
| 2008-09 | 705072 (102481) | 760973 (110607) | 2407 (350) | 763380 (110956) | 561714 (81644) | 79.67 | 143358 (20837) | 201662 (29311) | 28.60 | 184772 (26856) |
| 2009-10 | 797539 (115285) | 862142 (124623) | 4248 (614) | 866390 (125237) | 631571 (91294) | 79.19 | 165968 (23991) | 234819 (33943) | 29.44 | 209327 (30258) |
| 2010-11 | 915829 (128682) | 988342 (138871) | 3102 (436) | 991444 (139306) | 726966 (102145) | 79.38 | 188863 (26537) | 264478 (37161) | 28.88 | 251129 (35286) |
| 2011-12 | 1055204 (133401) | 1144506 (144691) | 1791 (226) | 1146297 (144917) | 831250 (105088) | 78.78 | 223954 (28313) | 315047 (39829) | 29.86 | 298225 (37702) |
| 2012-13 | 1198923 (149997) | 1295352 (162061) | 5375 (672) | 1300727 (162733) | 934727 (116943) | 77.96 | 264196 (33053) | 365999.9 (45790) | 30.53 | 340370 (42584) |
| 2013-14 | 1343674 (172887) | 1433224 (184409) | 6334 (815) | 1439558 (185224) | 1046856 (134696) | 77.91 | 296817 (38191) | 392701 (50528) | 29.23 | 383994 (49407) |
| 2014-15 | 1515802 (195159) | 1614204 (207829) | 5600 (721) | 1619804 (208550) | 1179924 (151915) | 77.84 | 335879 (43244) | 439881 (56635) | 29.02 | 437865 (56375) |
| 2015-16 | 1732864 (221408) | 1832675 (234160) | 583 (74) | 1833258 (234235) | 1300034 (166105) | 75.02 | 432830 (55303) | 533224 (68130) | 30.77 | 513839 (65653) |
| 2016-17 | 1975817 (249727) | 2060718 (260457) | 353 (45) | 2061069 (260502) | 1475356 (186473) | 74.67 | 500460 (63254) | 585714 (74029) | 29.64 | 602830 (76193) |
| 2017-18 | 2250481 (274112) | 2353109 (286612) | 495 (60) | 2353603 (286672) | 1736587 (211519) | 77.17 | 513892 (62593) | 617016 (75153) | 27.42 | 702936 (85619) |
| 2018-19 | 2542484 (302569) | 2656094 (316089) | 215 (26) | 2656307 (316114) | 1906266 (226855) | 74.98 | 636217 (75713) | 750041 (89259) | 29.50 | 802670 (95522) |
| 2019-20 | 2739332 (323111) | 2873230 (338904) | 205 (24) | 2873435 (338928) | 2088081 (246294) | 76.23 | 651252 (76817) | 785354 (92634) | 28.67 | 834631 (98447) |
| 2020-21 ^P | 3011065 (355037) | 3197811 (377056) | 411 (48) | 3198222 (377104) | 2283288 (269224) | 75.83 | 727777 (85813) | 914934 (107880) | 30.39 | 901003 (106238) |
| (b) Base: 2015-16 | | | | | | | | | | |
| 2015-16 | 2075821 (265213) | 2173075 (277638) | 3249 (415) | 2176324 (278053) | 1509739 (192889) | 72.73 | 566082 (72324) | 666585 (85165) | 32.11 | 627723 (79358) |
| 2016-17 | 2324307 (293770) | 2404557 (303913) | 4416 (558) | 2408974 (304471) | 1695216 (214259) | 72.93 | 629091 (79511) | 713758 (90212) | 30.71 | 719300 (90913) |
| 2017-18 | 2639248 (321467) | 2744791 (334323) | 4213 (513) | 2749004 (334836) | 1941136 (236436) | 73.55 | 698112 (85032) | 807868 (98400) | 30.61 | 839877 (102299) |
| 2018-19 | 2951429 (351235) | 3072324 (365622) | 4655 (554) | 3076979 (366176) | 2157955 (256808) | 73.12 | 793474 (94427) | 919023 (109368) | 31.14 | 950765 (113146) |
| 2019-20 | 3170469 (373964) | 3301701 (389443) | 6369 (751) | 3308071 (390195) | 2311982 (272704) | 72.92 | 858487 (101261) | 996088 (117491) | 31.42 | 992609 (117081) |
| 2020-21 | 3530185 (416246) | 3715997 (438156) | 6654 (785) | 3722650 (438940) | 2635572 (310762) | 74.66 | 894613 (105484) | 1087078 (128178) | 30.79 | 1095019 (129114) |
| 2021-22 | 3971716 (460222) | 4129062 (478454) | 6505 (754) | 4135567 (479208) | 2969875 (344134) | 74.78 | 1001841 (116088) | 1165692 (135074) | 29.35 | 1272827 (147489) |
| 2022-23 | 4490842 (451522) | 4670080 (469544) | 8743 (879) | 4678823 (470423) | 3334023 (335212) | 74.24 | 1156819 (116310) | 1344801 (135210) | 29.95 | 1389969 (139752) |
| 2023-24 ^P | 5048027 (459037) | 5253133 (477688) | 9441 (859) | 5262574 (478546) | 3654346 (332304) | 72.39 | 1393682 (126733) | 1608229 (146243) | 31.86 | 1563759 (142199) |

Note : Figures within parentheses represent million US dollar

p=provisional

NATIONAL ACCOUNTS

TABLE-IXD

& new base 2015-16=100)

(Taka in crore)

| Total Investments as % of GDP at Current Market Price | GDP at Constant Market Price | GNI at Constant Market Price | Annual Growth of GDP at Current Market Price % | Annual Growth of GDP at Constant Market Price % | GDP Deflator | Total Population (in Crore) | Per Capita (Amount in unit) | | | |
|---|------------------------------|------------------------------|--|---|--------------|-----------------------------|-----------------------------|------------------------------|--------------------------------|---------------------------------|
| | | | | | | | GDP at Current Market Price | GDP at Constant Market Price | Income at Current Market Price | Income at Constant Market Price |
| 11 | 12 | 13 | 14 | 15 | 16 | 17 | 18 | 19 | 20 | 21 |
| 26.14 | 482337 | 509545 | 12.94 | 6.67 | 100 | 13.98 | 34502 (514) | 34502 | 36448 (543) | 36448 |
| 26.18 | 516383 | 549505 | 13.99 | 7.06 | 106 | 14.18 | 38773 (562) | 36416 | 41261 (598) | 38753 |
| 26.20 | 547437 | 589547 | 14.35 | 6.01 | 115 | 14.38 | 43719 (637) | 38069 | 47084 (686) | 41000 |
| 26.21 | 575056 | 620614 | 12.15 | 5.05 | 123 | 14.58 | 48359 (703) | 39441 | 52193 (759) | 42569 |
| 26.25 | 607097 | 656241 | 13.11 | 5.57 | 131 | 14.78 | 53961 (780) | 41076 | 58332 (843) | 44403 |
| 27.42 | 646342 | 697469 | 14.83 | 6.46 | 142 | 14.97 | 61198 (860) | 43190 | 66044 (928) | 46610 |
| 28.26 | 688493 | 746761 | 15.22 | 6.52 | 153 | 15.16 | 69614 (880) | 45421 | 75505 (955) | 49265 |
| 28.39 | 729897 | 788602 | 13.62 | 6.01 | 164 | 15.37 | 78009 (976) | 47491 | 84283 (1054) | 51311 |
| 28.58 | 774136 | 825728 | 12.07 | 6.06 | 174 | 15.58 | 86266 (1110) | 49701 | 92015 (1184) | 53013 |
| 28.89 | 824862 | 878410 | 12.81 | 6.55 | 184 | 15.79 | 96004 (1236) | 52240 | 102236 (1316) | 55631 |
| 29.65 | 883539 | 934430 | 14.32 | 7.11 | 196 | 15.99 | 108378 (1385) | 55259 | 114621 (1465) | 58442 |
| 30.51 | 947899 | 988630 | 14.02 | 7.28 | 208 | 16.18 | 122152 (1544) | 58603 | 127401 (1610) | 61121 |
| 31.23 | 1022438 | 1069064 | 13.90 | 7.86 | 220 | 16.37 | 137518 (1675) | 62477 | 143789 (1751) | 65326 |
| 31.57 | 1105794 | 1155206 | 12.98 | 8.15 | 230 | 16.56 | 153578 (1828) | 66795 | 160441 (1909) | 69780 |
| 30.47 | 1144597 | 1200545 | 7.74 | 3.51 | 239 | 16.74 | 163611 (1930) | 68363 | 171608 (2024) | 71704 |
| 29.92 | 1207246 | 1282119 | 9.92 | 5.47 | 249 | 16.93 | 177843 (2097) | 71304 | 188873 (2227) | 75726 |
| 30.24 | 2075821 | 2173075 | ... | ... | 100 | 15.99 | 129828 (1659) | 129820 | 135911 (1736) | 135902 |
| 30.95 | 2212623 | 2289017 | 11.97 | 6.59 | 105 | 16.18 | 143698 (1816) | 136750 | 148659 (1879) | 141472 |
| 31.82 | 2374574 | 2469533 | 13.55 | 7.32 | 111 | 16.37 | 161274 (1964) | 145056 | 167723 (2043) | 150857 |
| 32.21 | 2561736 | 2666668 | 11.83 | 7.88 | 115 | 16.56 | 178280 (2122) | 154694 | 185583 (2209) | 161031 |
| 31.31 | 2650065 | 2759756 | 7.42 | 3.45 | 120 | 16.74 | 189361 (2234) | 158307 | 197199 (2326) | 164860 |
| 31.02 | 2833944 | 2983109 | 11.35 | 6.94 | 125 | 16.91 | 208751 (2462) | 167580 | 219738 (2591) | 176401 |
| 32.05 | 3035150 | 3155392 | 12.51 | 7.10 | 131 | 17.13 | 231861 (2687) | 177183 | 241047 (2793) | 184203 |
| 30.95 | 3210433 | 3338568 | 13.07 | 5.78 | 140 | 17.08 | 262868 (2643) | 187964 | 273360 (2749) | 195467 |
| 30.98 | 3397231 | 3535263 | 12.41 | 5.82 | 149 | 17.16 | 294191 (2675) | 197985 | 306144 (2784) | 206030 |

Source : Bangladesh Bureau of Statistics

... Not Available

INDEX NUMBER OF ORDINARY SHARE PRICES, TURN OVER, ISSUED CAPITAL &

| End of Period | General Index/ DSE Broad Index ¹ | Turn Over (Tk in crore) | Total Issued Capital (Tk in crore) | Total No. of Companies |
|----------------|---|-------------------------|------------------------------------|------------------------|
| 2009-10 | 6153.68 | 256353.55 | 21744.60 | 273 |
| 2010-11 | 6117.23 | 325879.77 | 30104.50 | 267 |
| 2011-12 | 4572.88 | 117145.07 | 38410.90 | 279 |
| 2012-13 | 4385.77 | 85716.56 | 43407.30 | 296 |
| 2013-14 | 4480.52 | 112539.86 | 48255.50 | 307 |
| 2014-15 | 4583.11 | 112351.91 | 54300.80 | 326 |
| 2015-16 | 4507.58 | 107246.07 | 57846.40 | 330 |
| 2016-17 | 5656.05 | 180522.20 | 61656.50 | 334 |
| 2017-18 | 5405.46 | 159085.19 | 67071.90 | 343 |
| 2018-19 | 5421.62 | 145965.54 | 71962.90 | 355 |
| 2019-20 | 3989.09 | 78042.76 | 75486.80 | 362 |
| 2020-21 | 6150.48 | 254697.06 | 85204.70 | 382 |
| 2021-22 | 6376.94 | 318607.02 | 92764.69 | 395 |
| July | 6425.26 | 23303.39 | 85141.40 | 381 |
| August | 6869.25 | 45118.69 | 86177.70 | 382 |
| September | 7329.04 | 50706.40 | 86273.60 | 382 |
| October | 7000.95 | 37017.27 | 86279.20 | 382 |
| November | 6703.26 | 26682.89 | 86458.40 | 384 |
| December | 6756.66 | 19365.08 | 87202.10 | 387 |
| January | 6926.29 | 31261.22 | 91115.70 | 392 |
| February | 6739.45 | 22099.85 | 91140.90 | 392 |
| March | 6757.84 | 18542.81 | 91284.80 | 393 |
| April | 6655.67 | 12105.13 | 91673.00 | 393 |
| May | 6392.86 | 14464.51 | 92005.90 | 393 |
| June | 6376.94 | 17939.78 | 92764.69 | 395 |
| 2022-23 | 6344.09 | 191087.27 | 96843.10 | 403 |
| July | 6133.96 | 12284.12 | 92949.30 | 395 |
| August | 6457.22 | 25472.40 | 93245.90 | 395 |
| September | 6512.89 | 35480.24 | 93359.10 | 396 |
| October | 6307.34 | 21091.73 | 93517.00 | 398 |
| November | 6235.95 | 16327.03 | 94458.64 | 399 |
| December | 6206.81 | 7231.40 | 94676.00 | 400 |
| January | 6267.05 | 11726.64 | 94719.80 | 400 |
| February | 6216.95 | 8628.99 | 94689.50 | 400 |
| March | 6206.80 | 9406.41 | 95159.10 | 401 |
| April | 6262.69 | 10296.30 | 95231.00 | 401 |
| May | 6339.74 | 18461.91 | 95643.50 | 402 |
| June | 6344.09 | 14680.09 | 96843.10 | 403 |
| 2023-24 | | | | |
| July | 6324.81 | 17127.60 | 97106.00 | 403 |
| August | 6299.50 | 9652.43 | 101712.50 | 414 |
| September | 6284.63 | 11306.36 | 101748.50 | 414 |
| October | 6278.66 | 10068.75 | 97346.50 | 403 |
| November | 6223.03 | 9498.20 | 97397.40 | 404 |
| December | 6246.50 | 10206.05 | 97715.40 | 405 |
| January | 6153.34 | 15747.22 | 98895.80 | 408 |
| February | 6254.54 | 23916.23 | 99658.50 | 410 |
| March | 5829.70 | 11402.55 | 104884.90 | 427 |
| April | 5584.65 | 9357.19 | 113019.79 | 427 |

Note: 1. DSE Broad Index has been introduced instead of General Index from August 2013

Source : Dhaka Stock Exchange Ltd (DSE)

... = Not Available

TOTAL NUMBER OF COMPANIES LISTED WITH THE DHAKA STOCK EXCHANGE LTD TABLE-X

| End of Period | DSE Broad Index | Turn Over (Tk in crore) | Total Issued Capital (Tk in crore) | Total No. of Companies |
|---------------|-----------------|-------------------------|------------------------------------|------------------------|
| 01/04/2024 | 5761.38 | 468.82 | 113019.79 | 427 |
| 02/04/2024 | 5738.40 | 367.66 | 113019.79 | 427 |
| 03/04/2024 | 5776.08 | 433.97 | 113019.79 | 427 |
| 04/04/2024 | 5796.12 | 436.75 | 113019.79 | 427 |
| 08/04/2024 | 5860.23 | 415.32 | 113019.79 | 427 |
| 09/04/2024 | 5864.09 | 443.84 | 113019.79 | 427 |
| 15/04/2024 | 5778.77 | 367.53 | 113019.79 | 427 |
| 16/04/2024 | 5774.58 | 540.24 | 113019.79 | 427 |
| 17/04/2024 | 5763.77 | 482.53 | 113019.79 | 427 |
| 18/04/2024 | 5686.69 | 522.52 | 113019.79 | 427 |
| 21/04/2024 | 5653.71 | 478.24 | 113019.79 | 427 |
| 22/04/2024 | 5674.87 | 574.92 | 113019.79 | 427 |
| 23/04/2024 | 5633.61 | 597.56 | 113019.79 | 427 |
| 24/04/2024 | 5578.97 | 602.75 | 113019.79 | 427 |
| 25/04/2024 | 5518.48 | 511.43 | 113019.79 | 427 |
| 28/04/2024 | 5615.84 | 613.95 | 113019.79 | 427 |
| 29/04/2024 | 5569.69 | 663.43 | 113019.79 | 427 |
| 30/04/2024 | 5584.65 | 835.73 | 113019.79 | 427 |

MARKET CAPITALISATION (VALUE) OF ORDINARY SHARES OF COMPANIES

| End of Period | COMPANY /SECTOR | | | | | | | |
|----------------|-----------------|------------------------|----------------|-----------------|------------------------|-----------------|-----------------|--------------------|
| | Banks | Financial Institutions | Mutual Funds | Engineering | Food & Allied Products | Fuel & Power | Jute Industries | Textile Industries |
| 2009-10 | 64408.30 | 28352.90 | 2723.10 | 9507.80 | 4335.10 | 30142.70 | 61.10 | 6098.00 |
| 2010-11 | 68061.90 | 28715.50 | 3595.50 | 12054.80 | 5342.00 | 28931.40 | 79.00 | 8229.20 |
| 2011-12 | 51238.60 | 18987.80 | 3588.10 | 8631.40 | 5117.60 | 24813.00 | 49.80 | 4585.00 |
| 2012-13 | 41710.10 | 16994.60 | 4130.80 | 9567.00 | 8581.60 | 29036.70 | 49.50 | 6418.50 |
| 2013-14 | 39281.10 | 15318.10 | 3431.10 | 9860.70 | 18418.50 | 29365.50 | 66.90 | 8245.80 |
| 2014-15 | 36607.30 | 15119.20 | 2884.80 | 13566.40 | 23673.80 | 38616.10 | 71.10 | 9181.10 |
| 2015-16 | 39555.60 | 14567.24 | 3028.44 | 15529.82 | 24410.64 | 35133.68 | 79.35 | 8184.89 |
| 2016-17 | 56058.84 | 23379.76 | 4250.07 | 19062.42 | 24719.44 | 40486.99 | 154.69 | 12634.07 |
| 2017-18 | 56693.46 | 21015.18 | 4080.94 | 19059.03 | 27614.22 | 39752.85 | 194.55 | 11658.18 |
| 2018-19 | 59295.13 | 18180.31 | 3559.58 | 20264.02 | 31438.42 | 48004.10 | 399.39 | 14014.41 |
| 2019-20 | 44910.99 | 12542.67 | 2950.95 | 13189.19 | 20835.34 | 36533.27 | 179.79 | 9589.89 |
| 2020-21 | 67962.14 | 21199.14 | 4620.38 | 60387.34 | 38572.57 | 46586.70 | 198.37 | 14741.87 |
| 2021-22 | 68002.86 | 19726.46 | 3910.99 | 55260.61 | 39234.88 | 47496.47 | 197.03 | 17301.60 |
| July | 67616.67 | 21474.64 | 5208.36 | 63651.86 | 40768.99 | 48679.77 | 209.76 | 15480.00 |
| August | 72338.94 | 24931.06 | 4894.44 | 65552.27 | 41875.33 | 53252.19 | 235.51 | 17658.97 |
| September | 72528.35 | 28541.09 | 4527.61 | 64271.49 | 46096.47 | 56101.17 | 233.91 | 18543.90 |
| October | 73358.63 | 24399.69 | 4448.05 | 58657.87 | 44640.00 | 50731.19 | 200.42 | 17652.59 |
| November | 74686.29 | 22303.87 | 4200.70 | 54288.71 | 43231.06 | 45987.32 | 184.53 | 15694.45 |
| December | 72701.87 | 22836.34 | 4048.60 | 56554.96 | 44558.46 | 46935.64 | 205.34 | 16588.21 |
| January | 74102.32 | 23240.93 | 4094.86 | 55023.04 | 46242.39 | 49085.13 | 198.23 | 17200.05 |
| February | 72291.08 | 21076.09 | 3979.15 | 55657.62 | 43975.31 | 48112.40 | 198.54 | 17510.68 |
| March | 71126.68 | 20086.04 | 4004.14 | 55386.28 | 41982.94 | 48220.81 | 210.11 | 17600.58 |
| April | 69887.17 | 20288.15 | 3926.46 | 57739.38 | 41462.28 | 47723.55 | 194.77 | 17057.34 |
| May | 67958.62 | 19947.47 | 3842.87 | 54301.13 | 39491.87 | 46463.41 | 187.65 | 16745.44 |
| June | 68002.86 | 19726.46 | 3910.99 | 55260.61 | 39234.88 | 47496.47 | 197.03 | 17301.60 |
| 2022-23 | 67510.32 | 18741.58 | 3764.11 | 53031.38 | 39991.44 | 45011.86 | 371.98 | 17226.18 |
| July | 65457.33 | 18985.41 | 3850.06 | 52964.05 | 38037.77 | 44805.62 | 196.76 | 17535.44 |
| August | 67671.43 | 20685.25 | 3923.84 | 54469.82 | 38395.04 | 46088.81 | 204.36 | 18899.86 |
| September | 66553.09 | 19717.59 | 3863.22 | 53799.82 | 38101.56 | 45677.81 | 257.71 | 17639.59 |
| October | 66068.74 | 18769.64 | 3862.13 | 52994.66 | 37547.46 | 44821.36 | 280.33 | 17198.60 |
| November | 66617.14 | 18745.06 | 3861.05 | 52191.35 | 37734.64 | 44672.63 | 303.96 | 17150.00 |
| December | 66662.70 | 18801.56 | 3853.20 | 52529.19 | 37860.45 | 44624.46 | 363.28 | 17068.16 |
| January | 66871.94 | 18846.67 | 3841.89 | 52679.15 | 37907.91 | 44663.57 | 310.93 | 16736.05 |
| February | 66923.06 | 18769.09 | 3751.03 | 52619.11 | 38130.51 | 44565.92 | 314.70 | 16602.60 |
| March | 67323.73 | 18693.95 | 3732.44 | 52532.73 | 38756.77 | 44667.34 | 311.93 | 16681.11 |
| April | 67991.72 | 18670.78 | 3731.77 | 52502.56 | 38277.57 | 44833.84 | 371.71 | 16720.70 |
| May | 66807.50 | 18724.95 | 3775.81 | 52860.62 | 39915.08 | 45009.91 | 392.51 | 17000.94 |
| June | 67510.32 | 18741.58 | 3764.11 | 53031.38 | 39991.44 | 45011.86 | 371.98 | 17226.18 |
| 2023-24 | | | | | | | | |
| July | 68558.23 | 18692.87 | 3760.65 | 52893.32 | 39755.91 | 44783.57 | 397.06 | 17216.08 |
| August | 68493.94 | 18671.00 | 3746.08 | 52781.81 | 40086.32 | 44893.85 | 394.92 | 17091.20 |
| September | 68069.14 | 18652.02 | 3740.26 | 52625.23 | 39780.33 | 44781.46 | 390.28 | 16893.11 |
| October | 68412.78 | 18652.02 | 4156.51 | 52734.33 | 39762.52 | 44841.03 | 472.40 | 16749.08 |
| November | 67952.57 | 18657.20 | 3907.63 | 52896.68 | 39161.25 | 44787.43 | 439.06 | 17276.65 |
| December | 68651.07 | 18694.32 | 4147.38 | 53188.73 | 39192.52 | 44645.28 | 402.58 | 17172.57 |
| January | 66732.00 | 13949.92 | 3625.89 | 41866.59 | 39274.38 | 36961.82 | 383.29 | 13896.84 |
| February | 70136.12 | 14281.82 | 3679.44 | 42012.19 | 39871.82 | 36556.34 | 432.07 | 15524.35 |
| March | 67789.17 | 12519.24 | 3394.39 | 37908.33 | 33052.05 | 33893.37 | 417.00 | 14219.49 |
| April | 65740.97 | 10791.04 | 3186.02 | 35691.88 | 30773.70 | 64116.93 | 414.24 | 13685.73 |

Note : Banks have been subdivided into banks and financial institutions & Investment has been renamed as mutual fund from January'10

LISTED WITH THE DHAKA STOCK EXCHANGE LTD

TABLE-XI

(Taka in crore)

| GROUPS | | | | | | | | End of Period |
|-----------------------------|------------------|------------------------|-------------------|-----------------|-------------------|-----------------|-----------------------------|----------------|
| Pharmaceuticals & Chemicals | Paper & Printing | Services & Real Estate | Cement Industries | Insurance | Telecommunication | Miscellaneous | Total Market Capitalisation | |
| 16282.40 | 85.90 | 2684.70 | 5476.90 | 10591.10 | 31826.60 | 15064.20 | 227640.80 | 2009-10 |
| 18080.80 | 90.60 | 1871.80 | 7703.00 | 14010.40 | 22131.40 | 13804.30 | 232701.60 | 2010-11 |
| 16465.80 | 48.80 | 1187.30 | 8386.30 | 10716.90 | 28924.30 | 10503.38 | 193244.08 | 2011-12 |
| 19754.10 | 32.90 | 954.10 | 9156.10 | 10675.20 | 27168.20 | 13513.61 | 197743.01 | 2012-13 |
| 30676.80 | 50.90 | 1002.30 | 15672.40 | 9972.40 | 43364.90 | 13898.90 | 238626.30 | 2013-14 |
| 38646.10 | 256.60 | 2095.30 | 19413.80 | 7528.30 | 46505.80 | 16021.86 | 270187.56 | 2014-15 |
| 43424.77 | 150.29 | 1834.00 | 14872.71 | 7141.96 | 36209.40 | 17324.17 | 261446.96 | 2015-16 |
| 50185.28 | 192.57 | 2533.12 | 13144.56 | 8648.96 | 48484.85 | 20005.73 | 323941.34 | 2016-17 |
| 52211.76 | 215.68 | 1912.18 | 11754.67 | 8559.26 | 54210.05 | 17379.81 | 326311.80 | 2017-18 |
| 52831.35 | 1446.32 | 1783.50 | 9048.14 | 10918.99 | 51422.20 | 21009.72 | 343615.56 | 2018-19 |
| 46746.83 | 962.58 | 1304.19 | 7189.48 | 9150.66 | 33674.90 | 17815.13 | 257575.86 | 2019-20 |
| 63825.08 | 1509.15 | 2085.17 | 11936.50 | 22274.53 | 73061.11 | 29821.01 | 458781.07 | 2020-21 |
| 71054.56 | 2750.31 | 2611.31 | 11890.56 | 16599.17 | 59091.58 | 41452.98 | 456581.37 | 2021-22 |
| 68701.18 | 1786.63 | 2388.04 | 12470.28 | 21766.79 | 76706.64 | 31620.96 | 478530.58 | July |
| 71320.92 | 1961.28 | 2454.79 | 15027.22 | 22539.71 | 74273.07 | 34203.75 | 502519.45 | August |
| 76436.87 | 2337.46 | 3091.19 | 16677.29 | 22544.86 | 76521.88 | 38454.59 | 526908.13 | September |
| 72165.01 | 2506.94 | 2984.70 | 14088.70 | 21662.87 | 72845.70 | 39347.21 | 499689.58 | October |
| 68809.78 | 2408.19 | 2667.01 | 12967.09 | 19594.96 | 69880.31 | 37646.04 | 474550.30 | November |
| 71619.95 | 3438.07 | 2561.08 | 12697.16 | 21394.81 | 68780.90 | 38326.62 | 483248.01 | December |
| 73246.82 | 3264.96 | 2953.69 | 13302.68 | 20937.79 | 71370.22 | 43129.14 | 497392.24 | January |
| 73002.74 | 3271.21 | 2766.79 | 12481.63 | 19354.00 | 68007.07 | 42418.60 | 484102.91 | February |
| 73000.62 | 3617.84 | 2788.75 | 13097.06 | 19414.48 | 65508.47 | 43258.44 | 479303.23 | March |
| 72877.84 | 3582.07 | 2713.46 | 13408.69 | 18093.83 | 63816.36 | 43398.32 | 476169.66 | April |
| 71673.29 | 2634.40 | 2581.65 | 12142.59 | 16205.16 | 60452.28 | 40923.58 | 455551.41 | May |
| 71054.56 | 2750.31 | 2611.31 | 11890.56 | 16599.17 | 59091.58 | 41452.98 | 456581.37 | June |
| 72004.60 | 4232.27 | 2931.19 | 12316.06 | 18425.57 | 58023.18 | 42995.05 | 456576.75 | 2022-23 |
| 69161.16 | 3447.71 | 2434.66 | 11352.08 | 16430.51 | 59130.52 | 38751.08 | 442540.16 | July |
| 72271.92 | 4103.24 | 3172.40 | 12998.73 | 16844.25 | 58266.02 | 41042.50 | 459037.44 | August |
| 75228.61 | 4404.48 | 3334.97 | 12421.82 | 16050.28 | 58143.56 | 44907.64 | 460101.74 | September |
| 74236.57 | 5011.30 | 3025.29 | 11147.35 | 15846.87 | 58023.18 | 41975.30 | 450808.78 | October |
| 72294.53 | 4160.53 | 2772.13 | 11285.57 | 16281.88 | 58023.18 | 40583.19 | 446676.84 | November |
| 72830.04 | 4002.44 | 2712.27 | 11106.53 | 16242.39 | 58023.18 | 40493.13 | 447172.98 | December |
| 72906.24 | 4098.85 | 3026.11 | 11118.80 | 17551.09 | 58023.18 | 42007.34 | 450589.72 | January |
| 72479.35 | 4029.63 | 2832.21 | 11089.46 | 16067.77 | 58023.18 | 41861.47 | 448059.08 | February |
| 71236.35 | 4009.91 | 2996.56 | 11094.23 | 16060.22 | 58023.18 | 42718.61 | 448839.06 | March |
| 71440.89 | 4184.57 | 3138.05 | 11967.31 | 16124.59 | 58023.18 | 42731.15 | 450710.39 | April |
| 71941.42 | 4297.59 | 3006.42 | 12508.25 | 18460.57 | 58023.18 | 42712.02 | 455436.77 | May |
| 72004.60 | 4232.27 | 2931.19 | 12316.06 | 18425.57 | 58023.18 | 42995.05 | 456576.75 | June |
| | | | | | | | | 2023-24 |
| 71831.27 | 4101.01 | 2781.27 | 12326.14 | 18567.45 | 58023.18 | 42574.61 | 456262.62 | July |
| 72311.37 | 4233.06 | 2806.28 | 12398.55 | 17446.34 | 58023.18 | 42295.24 | 455673.11 | August |
| 71773.73 | 3970.43 | 2851.00 | 12272.48 | 18806.15 | 58023.18 | 42099.29 | 454728.10 | September |
| 72060.05 | 3816.47 | 2818.31 | 12312.03 | 18030.51 | 58023.18 | 41854.97 | 454696.18 | October |
| 71815.50 | 3922.07 | 2745.85 | 12040.44 | 17132.94 | 58023.18 | 41502.32 | 452260.76 | November |
| 72148.04 | 3889.00 | 2750.52 | 12140.83 | 17567.96 | 58023.18 | 41517.43 | 454131.39 | December |
| 71031.90 | 3624.61 | 2499.04 | 12569.16 | 17143.59 | 57060.13 | 42265.08 | 422884.24 | January |
| 68605.72 | 4675.16 | 2665.69 | 12937.87 | 17519.29 | 56896.87 | 46735.41 | 432530.16 | February |
| 63661.14 | 4129.49 | 2414.02 | 11774.28 | 15687.23 | 48817.79 | 45173.60 | 394850.59 | March |
| 62542.01 | 3760.38 | 2222.08 | 11370.23 | 14494.80 | 46805.24 | 43638.85 | 409234.11 | April |

Note : Miscellaneous includes IT-Sector, Tannery, Ceramic, Travel & Corporate bond

Source : Dhaka Stock Exchange Ltd (DSE)

INTEREST RATE STRUCTURE OF

| SL No. | ISIN | Tenor (year) | Issue Date | Maturity Date | Coupon Rate (%) | Reissue Date | Cut off Yield (%) | Outstanding Balance |
|----------------------------------|--------------|--------------|------------|---------------|-----------------|--------------|-------------------|---------------------|
| a. BD(Govt) Treasury Bond | | | | | | | | |
| 1 | BD0924871025 | 2 | 08.06.22 | 08.06.24 | 7.21 | 03.08.22 | 7.50 | 4500.00 |
| 2 | BD0924011028 | 2 | 06.07.22 | 06.07.24 | 7.40 | 07.09.22 | 7.50 | 4000.00 |
| 3 | BD0924131024 | 2 | 06.10.22 | 06.10.24 | 7.45 | 07.12.22 | 7.55 | 4500.00 |
| 4 | BD0925251029 | 2 | 04.01.23 | 04.01.25 | 8.20 | 02.02.23 | 8.13 | 6000.00 |
| 5 | BD0925331029 | 2 | 05.03.23 | 05.03.25 | 8.03 | 05.04.23 | 8.03 | 6000.00 |
| 6 | BD0925411029 | 2 | 03.05.23 | 03.05.25 | 8.15 | 07.06.23 | 8.16 | 6000.00 |
| 7 | BD0925011027 | 2 | 05.07.23 | 05.07.25 | 8.90 | 02.08.23 | 9.00 | 6000.00 |
| 8 | BD0925091029 | 2 | 07.09.23 | 07.09.25 | 8.69 | 06.12.23 | 10.26 | 5596.16 |
| 9 | BD0925171029 | 2 | 08.11.23 | 08.11.25 | 10.90 | 07.02.24 | 11.80 | 2763.65 |
| 10 | BD0926251028 | 2 | 03.01.24 | 03.01.26 | 11.60 | 06.03.24 | 12.00 | 4055.28 |
| 11 | BD0926381023 | 2 | 03.04.24 | 03.04.26 | 12.00 | ... | 12.00 | 2336.57 |
| 12 | BD0924371059 | 5 | 12.06.19 | 12.06.24 | 8.10 | 13.11.19 | 8.97 | 4300.00 |
| 13 | BD0924021050 | 5 | 10.07.19 | 10.07.24 | 8.43 | 09.10.19 | 8.90 | 3000.00 |
| 14 | BD0924211057 | 5 | 11.12.19 | 11.12.24 | 8.97 | 11.03.20 | 8.12 | 4500.00 |
| 15 | BD0925251052 | 5 | 15.01.20 | 15.01.25 | 8.86 | 16.09.20 | 5.69 | 4000.00 |
| 16 | BD0925371058 | 5 | 29.04.20 | 29.04.25 | 8.12 | ... | 8.12 | 4500.00 |
| 17 | BD0925421051 | 5 | 10.06.20 | 10.06.25 | 8.05 | 13.01.21 | 4.05 | 4500.00 |
| 18 | BD0925021059 | 5 | 15.07.20 | 15.07.25 | 7.19 | 12.08.20 | 6.74 | 4500.00 |
| 19 | BD0925131056 | 5 | 14.10.20 | 14.10.25 | 4.36 | 11.11.20 | 5.00 | 4000.00 |
| 20 | BD0925211056 | 5 | 09.12.20 | 09.12.25 | 4.64 | 10.02.21 | 4.25 | 4000.00 |
| 21 | BD0926321052 | 5 | 18.03.21 | 18.03.26 | 4.25 | 11.08.21 | 4.14 | 4500.00 |
| 22 | BD0926431059 | 5 | 16.06.21 | 16.06.26 | 3.88 | 14.07.21 | 3.90 | 4500.00 |
| 23 | BD0926541055 | 5 | 15.09.21 | 15.09.26 | 4.97 | 15.12.21 | 6.50 | 4063.34 |
| 24 | BD0926601057 | 5 | 10.11.21 | 10.11.26 | 6.50 | 09.02.22 | 5.75 | 4500.00 |
| 25 | BD0927761058 | 5 | 16.03.22 | 16.03.27 | 6.25 | 12.10.22 | 7.72 | 5699.41 |
| 26 | BD0927841058 | 5 | 18.05.22 | 18.05.27 | 7.70 | 15.06.22 | 7.80 | 4499.60 |
| 27 | BD0927021057 | 5 | 13.07.22 | 13.07.27 | 7.89 | 10.08.22 | 7.80 | 3300.00 |
| 28 | BD0927181059 | 5 | 16.11.22 | 16.11.27 | 7.85 | 08.02.23 | 8.20 | 5800.00 |
| 29 | BD0928261058 | 5 | 11.01.23 | 11.01.28 | 8.29 | 09.03.23 | 8.20 | 5200.00 |
| 30 | BD0928381054 | 5 | 12.04.23 | 12.04.28 | 8.26 | 10.05.23 | 8.50 | 6000.00 |
| 31 | BD0928461054 | 5 | 14.06.23 | 14.06.28 | 8.75 | 12.07.23 | 9.04 | 6000.00 |
| 32 | BD0928061052 | 5 | 09.08.23 | 09.08.28 | 9.00 | ... | 9.00 | 3500.00 |
| 33 | BD0928101056 | 5 | 13.09.23 | 13.09.28 | 9.10 | 11.10.23 | 10.09 | 3789.83 |
| 34 | BD0928181058 | 5 | 15.11.23 | 15.11.28 | 10.99 | 14.02.24 | 11.95 | 3934.90 |
| 35 | BD0928221052 | 5 | 13.12.23 | 13.12.28 | 10.35 | 13.03.24 | 12.05 | 2930.21 |
| 36 | BD0929401059 | 5 | 15.04.24 | 15.04.29 | 12.10 | ... | 12.10 | 2631.33 |
| 37 | BD0924031109 | 10 | 16.07.14 | 16.07.24 | 11.59 | ... | 11.59 | 1600.00 |
| 38 | BD0924191101 | 10 | 19.11.14 | 19.11.24 | 10.92 | ... | 10.92 | 1840.00 |
| 39 | BD0925381107 | 10 | 22.04.15 | 22.04.25 | 10.72 | 23.05.18 | 6.84 | 2800.00 |
| 40 | BD0925071104 | 10 | 19.08.15 | 19.08.25 | 8.39 | 20.09.18 | 6.99 | 3000.00 |

Note: Interest Payments on half yearly & principal payment after maturity.

Data Of BD(Govt) Treasury Bond updated as on 30 April, 2024

... =Not applicable

GOVERNMENT SECURITIES/BONDS

TABLE-XIIA (Contd.)

(Taka in crore)

| SL No. | ISIN | Tenor (year) | Issue Date | Maturity Date | Coupon Rate (%) | Reissue Date | Cut off Yield (%) | Outstanding Balance |
|--------|--------------|--------------|------------|---------------|-----------------|--------------|-------------------|---------------------|
| 41 | BD0926271109 | 10 | 20.01.16 | 20.01.26 | 7.39 | 22.06.16 | 7.29 | 2600.00 |
| 42 | BD0926021108 | 10 | 20.07.16 | 20.07.26 | 7.59 | 21.12.16 | 6.89 | 2700.00 |
| 43 | BD0927251100 | 10 | 18.01.17 | 18.01.27 | 6.77 | 19.07.17 | 6.96 | 2600.00 |
| 44 | BD0927101107 | 10 | 18.10.17 | 18.10.27 | 7.00 | 18.04.18 | 7.11 | 2800.00 |
| 45 | BD0928331109 | 10 | 20.06.18 | 20.06.28 | 7.50 | 20.03.19 | 7.60 | 2800.00 |
| 46 | BD0928131103 | 10 | 22.11.18 | 22.11.28 | 7.15 | 17.07.19 | 8.89 | 3000.00 |
| 47 | BD0929311100 | 10 | 17.04.19 | 17.04.29 | 7.74 | 16.10.19 | 9.05 | 2675.00 |
| 48 | BD0929381103 | 10 | 19.06.19 | 19.06.29 | 8.44 | 17.07.19 | 8.89 | 3000.00 |
| 49 | BD0929061101 | 10 | 21.08.19 | 21.08.29 | 9.27 | 20.11.19 | 9.19 | 4000.00 |
| 50 | BD0929221101 | 10 | 18.12.19 | 18.12.29 | 9.23 | 18.03.20 | 8.64 | 4000.00 |
| 51 | BD0930261104 | 10 | 22.01.20 | 22.01.30 | 9.15 | 23.09.20 | 6.64 | 4000.00 |
| 52 | BD0930381100 | 10 | 07.05.20 | 07.05.30 | 8.74 | ... | 8.74 | 4500.00 |
| 53 | BD0930431103 | 10 | 17.06.20 | 17.06.30 | 8.66 | 20.01.21 | 5.75 | 4500.00 |
| 54 | BD0930031101 | 10 | 22.07.20 | 22.07.30 | 7.89 | 19.07.23 | 8.91 | 6000.00 |
| 55 | BD0930141108 | 10 | 21.10.20 | 21.10.30 | 5.63 | 17.12.20 | 5.77 | 4500.00 |
| 56 | BD0931301107 | 10 | 17.02.21 | 17.02.31 | 6.01 | 18.08.21 | 5.99 | 4500.00 |
| 57 | BD0931401105 | 10 | 19.05.21 | 19.05.31 | 5.80 | 23.06.21 | 5.38 | 4500.00 |
| 58 | BD0931481107 | 10 | 25.07.21 | 25.07.31 | 5.40 | 29.09.21 | 6.33 | 4000.00 |
| 59 | BD0931561106 | 10 | 19.10.21 | 19.10.31 | 6.80 | 22.12.21 | 7.40 | 4500.00 |
| 60 | BD0932691100 | 10 | 19.01.22 | 19.01.32 | 7.10 | 20.04.22 | 7.75 | 4500.00 |
| 61 | BD0932851100 | 10 | 25.05.22 | 25.05.32 | 8.00 | 17.08.22 | 8.17 | 4300.00 |
| 62 | BD0932891106 | 10 | 22.06.22 | 22.06.32 | 8.10 | 20.07.22 | 7.89 | 4500.00 |
| 63 | BD0932111109 | 10 | 21.09.22 | 21.09.32 | 8.10 | 17.01.24 | 11.90 | 5445.45 |
| 64 | BD0932231105 | 10 | 21.12.22 | 21.12.32 | 8.33 | 15.02.23 | 8.33 | 5500.00 |
| 65 | BD0933351100 | 10 | 15.03.23 | 15.03.33 | 8.45 | 24.04.23 | 8.60 | 6000.00 |
| 66 | BD0933071104 | 10 | 16.08.23 | 16.08.33 | 9.20 | 20.12.23 | 10.82 | 5415.03 |
| 67 | BD0934311103 | 10 | 22.02.24 | 22.02.34 | 12.05 | 20.03.24 | 12.10 | 4124.80 |
| 68 | BD0934401102 | 10 | 17.04.24 | 17.04.34 | 12.15 | ... | 12.15 | 1386.04 |
| 69 | BD0924421151 | 15 | 13.05.09 | 13.05.24 | 10.60 | ... | 10.60 | 150.00 |
| 70 | BD0924461157 | 15 | 10.06.09 | 10.06.24 | 10.09 | ... | 10.09 | 80.00 |
| 71 | BD0924021159 | 15 | 15.07.09 | 15.07.24 | 9.39 | ... | 9.39 | 150.00 |
| 72 | BD0924061155 | 15 | 12.08.09 | 12.08.24 | 8.59 | ... | 8.59 | 150.00 |
| 73 | BD0924101159 | 15 | 09.09.09 | 09.09.24 | 8.80 | ... | 8.80 | 131.25 |
| 74 | BD0924141155 | 15 | 14.10.09 | 14.10.24 | 8.69 | ... | 8.69 | 150.00 |
| 75 | BD0924181151 | 15 | 09.12.09 | 09.12.24 | 8.69 | ... | 8.69 | 150.00 |
| 76 | BD0925231153 | 15 | 13.01.10 | 13.01.25 | 8.74 | ... | 8.74 | 100.00 |
| 77 | BD0925261150 | 15 | 10.02.10 | 10.02.25 | 8.74 | ... | 8.74 | 100 |
| 78 | BD0925301154 | 15 | 10.03.10 | 10.03.25 | 8.75 | ... | 8.75 | 100.00 |
| 79 | BD0925341150 | 15 | 15.04.10 | 15.04.25 | 8.77 | ... | 8.77 | 80.00 |
| 80 | BD0925381156 | 15 | 12.05.10 | 12.05.25 | 8.80 | ... | 8.80 | 75.00 |
| 81 | BD0925421150 | 15 | 09.06.10 | 09.06.25 | 8.80 | ... | 8.80 | 75.00 |

Source : Debt Management Department, Bangladesh Bank

INTEREST RATE STRUCTURE OF

| SL No. | ISIN | Tenor (year) | Issue Date | Maturity Date | Coupon Rate(%) | Reissue Date | Cut off Yield (%) | Outstanding Balance |
|--------|--------------|--------------|------------|---------------|----------------|--------------|-------------------|---------------------|
| 82 | BD0925021158 | 15 | 14.07.10 | 14.07.25 | 8.85 | ... | 8.85 | 140.00 |
| 83 | BD0925061154 | 15 | 11.08.10 | 11.08.25 | 8.86 | ... | 8.86 | 140.00 |
| 84 | BD0925101158 | 15 | 15.09.10 | 15.09.25 | 8.92 | ... | 8.92 | 140.00 |
| 85 | BD0925141154 | 15 | 13.10.10 | 13.10.25 | 8.95 | ... | 8.95 | 150.00 |
| 86 | BD0925181150 | 15 | 10.11.10 | 10.11.25 | 9.05 | ... | 9.05 | 150.00 |
| 87 | BD0925221154 | 15 | 15.12.10 | 15.12.25 | 9.12 | ... | 9.12 | 150.00 |
| 88 | BD0926261159 | 15 | 09.02.11 | 09.02.26 | 9.12 | ... | 9.12 | 200.00 |
| 89 | BD0926301153 | 15 | 09.03.11 | 09.03.26 | 9.20 | ... | 9.20 | 200.00 |
| 90 | BD0926341159 | 15 | 13.04.11 | 13.04.26 | 9.30 | ... | 9.30 | 250.00 |
| 91 | BD0926381155 | 15 | 11.05.11 | 11.05.26 | 9.35 | ... | 9.35 | 250.00 |
| 92 | BD0926421159 | 15 | 15.06.11 | 15.06.26 | 9.35 | ... | 9.35 | 250.00 |
| 93 | BD0926071152 | 15 | 17.08.11 | 17.08.26 | 9.65 | ... | 9.65 | 150.00 |
| 94 | BD0926111156 | 15 | 21.09.11 | 21.09.26 | 10.30 | ... | 10.30 | 150.00 |
| 95 | BD0926151152 | 15 | 18.10.11 | 18.10.26 | 10.99 | ... | 10.99 | 200.00 |
| 96 | BD0926191158 | 15 | 16.11.11 | 16.11.26 | 11.00 | ... | 11.00 | 200.00 |
| 97 | BD0926231152 | 15 | 20.12.11 | 20.12.26 | 11.00 | ... | 11.00 | 200.00 |
| 98 | BD0927271157 | 15 | 18.01.12 | 18.01.27 | 11.50 | ... | 11.50 | 275.00 |
| 99 | BD0927311151 | 15 | 22.02.12 | 22.02.27 | 11.60 | ... | 11.60 | 275.00 |
| 100 | BD0927351157 | 15 | 21.03.12 | 21.03.27 | 11.65 | ... | 11.65 | 275.00 |
| 101 | BD0927391153 | 15 | 18.04.12 | 18.04.27 | 11.70 | ... | 11.70 | 500.00 |
| 102 | BD0927431157 | 15 | 23.05.12 | 23.05.27 | 11.75 | ... | 11.75 | 500.00 |
| 103 | BD0927471153 | 15 | 20.06.12 | 20.06.27 | 11.80 | ... | 11.80 | 500.00 |
| 104 | BD0927031155 | 15 | 18.07.12 | 18.07.27 | 11.85 | ... | 11.85 | 350.00 |
| 105 | BD0927111155 | 15 | 19.09.12 | 19.09.27 | 11.88 | ... | 11.88 | 350.00 |
| 106 | BD0927151151 | 15 | 17.10.12 | 17.10.27 | 11.93 | ... | 11.93 | 100.00 |
| 107 | BD0927191157 | 15 | 21.11.12 | 21.11.27 | 12.00 | ... | 12.00 | 100.00 |
| 108 | BD0927231151 | 15 | 19.12.12 | 19.12.27 | 12.10 | ... | 12.10 | 100.00 |
| 109 | BD0928271156 | 15 | 16.01.13 | 16.01.28 | 12.20 | ... | 12.20 | 100.00 |
| 110 | BD0928311150 | 15 | 20.02.13 | 20.02.28 | 12.30 | ... | 12.30 | 100.00 |
| 111 | BD0928351156 | 15 | 20.03.13 | 20.03.28 | 12.38 | ... | 12.38 | 100.00 |
| 112 | BD0928391152 | 15 | 17.04.13 | 17.04.28 | 12.38 | ... | 12.38 | 200.00 |
| 113 | BD0928431156 | 15 | 22.05.13 | 22.05.28 | 12.38 | ... | 12.38 | 200.00 |
| 114 | BD0928471152 | 15 | 19.06.13 | 19.06.28 | 12.40 | ... | 12.40 | 200.00 |
| 115 | BD0928041153 | 15 | 24.07.13 | 24.07.28 | 12.40 | ... | 12.40 | 150.00 |
| 116 | BD0928081159 | 15 | 29.08.13 | 29.08.28 | 12.40 | ... | 12.40 | 150.00 |
| 117 | BD0928121153 | 15 | 25.09.13 | 25.09.28 | 12.42 | ... | 12.42 | 150.00 |
| 118 | BD0928161159 | 15 | 23.10.13 | 23.10.28 | 12.42 | ... | 12.42 | 150 |
| 119 | BD0928201153 | 15 | 27.11.13 | 27.11.28 | 12.29 | ... | 12.29 | 150.00 |
| 120 | BD0929281154 | 15 | 29.01.14 | 29.01.29 | 12.20 | ... | 12.20 | 150.00 |
| 121 | BD0929321158 | 15 | 26.02.14 | 26.02.29 | 12.10 | ... | 12.10 | 150.00 |
| 122 | BD0929361154 | 15 | 27.03.14 | 27.03.29 | 12.00 | ... | 12.00 | 350.00 |

GOVERNMENT SECURITIES/BONDS

TABLE-XIIA(Contd.)

(Taka in crore)

| SL No. | ISIN | Tenor (year) | Issue Date | Maturity Date | Coupon Rate (%) | Reissue Date | Cut off Yeild (%) | Outstanding Balance |
|--------|--------------|--------------|------------|---------------|-----------------|--------------|-------------------|---------------------|
| 123 | BD0929401158 | 15 | 23.04.14 | 23.04.29 | 11.97 | ... | 11.97 | 350.00 |
| 124 | BD0929441154 | 15 | 28.05.14 | 28.05.29 | 11.97 | ... | 11.97 | 400.00 |
| 125 | BD0929481150 | 15 | 25.06.14 | 25.06.29 | 11.97 | ... | 11.97 | 400.00 |
| 126 | BD0929041152 | 15 | 23.07.14 | 23.07.29 | 11.87 | ... | 11.87 | 250.00 |
| 127 | BD0929081158 | 15 | 27.08.14 | 27.08.29 | 11.59 | ... | 11.59 | 250.00 |
| 128 | BD0929121152 | 15 | 24.09.14 | 24.09.29 | 11.50 | ... | 11.50 | 250.00 |
| 129 | BD0929161158 | 15 | 29.10.14 | 29.10.29 | 11.42 | ... | 11.42 | 250.00 |
| 130 | BD0929201152 | 15 | 26.11.14 | 26.11.29 | 11.47 | 25.02.15 | 11.40 | 680.00 |
| 131 | BD0930041159 | 15 | 29.07.15 | 29.07.30 | 10.06 | 29.01.20 | 9.09 | 3000.00 |
| 132 | BD0930121159 | 15 | 23.09.15 | 23.09.30 | 8.44 | 27.12.17 | 7.99 | 3000.00 |
| 133 | BD0931401154 | 15 | 27.04.16 | 27.04.31 | 7.79 | 25.04.18 | 7.52 | 2850.00 |
| 134 | BD0933101158 | 15 | 26.09.18 | 26.09.33 | 7.20 | 26.12.19 | 9.33 | 4500.00 |
| 135 | BD0933141154 | 15 | 28.11.18 | 28.11.33 | 7.55 | 28.04.21 | 5.87 | 4150.00 |
| 136 | BD0935391153 | 15 | 13.05.20 | 13.05.35 | 8.90 | 25.10.23 | 10.55 | 5227.32 |
| 137 | BD0935441156 | 15 | 24.06.20 | 24.06.35 | 8.70 | 24.01.24 | 12.00 | 5316.09 |
| 138 | BD0936491150 | 15 | 28.07.21 | 28.07.36 | 5.65 | ... | 5.65 | 4500.00 |
| 139 | BD0937821157 | 15 | 27.04.22 | 27.04.37 | 7.98 | 28.02.24 | 12.18 | 5266.66 |
| 140 | BD0937901157 | 15 | 29.06.22 | 29.06.37 | 8.55 | 27.12.23 | 11.13 | 5018.46 |
| 141 | BD0939371151 | 15 | 27.03.24 | 27.03.39 | 12.15 | 24.04.24 | 12.20 | 1811.51 |
| 142 | BD0927041204 | 20 | 25.07.07 | 25.07.27 | 15.95 | ... | 15.95 | 50.00 |
| 143 | BD0927081200 | 20 | 29.08.07 | 29.08.27 | 15.44 | ... | 15.44 | 50.00 |
| 144 | BD0927121204 | 20 | 26.09.07 | 26.09.27 | 14.23 | ... | 14.23 | 50.00 |
| 145 | BD0927161200 | 20 | 24.10.07 | 24.10.27 | 13.88 | ... | 13.88 | 50.00 |
| 146 | BD0927201204 | 20 | 28.11.07 | 28.11.27 | 13.49 | ... | 13.49 | 50.00 |
| 147 | BD0927241200 | 20 | 26.12.07 | 26.12.27 | 13.29 | ... | 13.29 | 50.00 |
| 148 | BD0928281205 | 20 | 23.01.08 | 23.01.28 | 13.19 | ... | 13.19 | 50.00 |
| 149 | BD0928321209 | 20 | 27.02.08 | 27.02.28 | 13.14 | ... | 13.14 | 50.00 |
| 150 | BD0928361205 | 20 | 27.03.08 | 27.03.28 | 13.14 | ... | 13.14 | 50.00 |
| 151 | BD0928401209 | 20 | 23.04.08 | 23.04.28 | 13.14 | ... | 13.14 | 50.00 |
| 152 | BD0928441205 | 20 | 28.05.08 | 28.05.28 | 13.13 | ... | 13.13 | 50.00 |
| 153 | BD0928481201 | 20 | 25.06.08 | 25.06.28 | 13.09 | ... | 13.09 | 50.00 |
| 154 | BD0928041203 | 20 | 23.07.08 | 23.08.28 | 13.07 | ... | 13.07 | 125.00 |
| 155 | BD0928081209 | 20 | 27.08.08 | 27.08.28 | 13.07 | ... | 13.07 | 125.00 |
| 156 | BD0928121203 | 20 | 24.09.08 | 24.09.28 | 13.07 | ... | 13.07 | 125.00 |
| 157 | BD0928161209 | 20 | 29.10.08 | 29.10.28 | 13.04 | ... | 13.04 | 125.00 |
| 158 | BD0928201203 | 20 | 26.11.08 | 26.11.28 | 13.04 | ... | 13.04 | 125.00 |
| 159 | BD0928241209 | 20 | 24.12.08 | 24.12.28 | 13.02 | ... | 13.02 | 125.00 |
| 160 | BD0929281204 | 20 | 28.01.09 | 28.01.29 | 13.00 | ... | 13.00 | 125.00 |
| 161 | BD0929321208 | 20 | 25.02.09 | 25.02.29 | 12.99 | ... | 12.99 | 125.00 |
| 162 | BD0929321208 | 20 | 25.02.09 | 25.02.29 | 12.99 | ... | 12.99 | 125.00 |
| 163 | BD0929361204 | 20 | 25.03.09 | 25.03.29 | 12.98 | ... | 12.98 | 150.00 |

INTEREST RATE STRUCTURE OF

| SL No. | ISIN | Tenor (year) | Issue Date | Maturity Date | Coupon Rate (%) | Reissue Date | Cut off Yeild(%) | Outstanding Balance |
|--------|--------------|--------------|------------|---------------|-----------------|--------------|------------------|---------------------|
| 164 | BD0929401208 | 20 | 29.04.09 | 29.04.29 | 11.48 | ... | 11.48 | 150.00 |
| 165 | BD0929441204 | 20 | 27.05.09 | 27.05.29 | 11.09 | ... | 11.09 | 133.20 |
| 166 | BD0929481200 | 20 | 24.06.09 | 24.06.29 | 10.07 | ... | 10.07 | 80.00 |
| 167 | BD0929041202 | 20 | 29.07.09 | 29.07.29 | 8.97 | ... | 8.97 | 125.00 |
| 168 | BD0929081208 | 20 | 26.08.09 | 26.08.29 | 8.59 | ... | 8.59 | 3.00 |
| 169 | BD0929161208 | 20 | 28.10.09 | 28.10.29 | 9.10 | ... | 9.10 | 125.00 |
| 170 | BD0929201202 | 20 | 23.12.09 | 23.12.29 | 9.10 | ... | 9.10 | 150.00 |
| 171 | BD0930251204 | 20 | 24.02.10 | 24.02.30 | 9.11 | ... | 9.11 | 100.00 |
| 172 | BD0930281201 | 20 | 24.03.10 | 24.03.30 | 9.15 | ... | 9.15 | 100.00 |
| 173 | BD0930321205 | 20 | 27.04.10 | 27.04.30 | 9.17 | ... | 9.17 | 80.00 |
| 174 | BD0930361201 | 20 | 26.05.10 | 26.05.30 | 9.20 | ... | 9.20 | 75.00 |
| 175 | BD0930401205 | 20 | 24.06.10 | 24.06.30 | 9.15 | ... | 9.15 | 75.00 |
| 176 | BD0930041209 | 20 | 29.07.10 | 29.07.30 | 9.20 | ... | 9.20 | 125.00 |
| 177 | BD0930081205 | 20 | 25.08.10 | 25.08.30 | 9.23 | ... | 9.23 | 125.00 |
| 178 | BD0930121209 | 20 | 29.09.10 | 29.09.30 | 9.25 | ... | 9.25 | 125.00 |
| 179 | BD0930161205 | 20 | 27.10.10 | 27.10.30 | 9.25 | ... | 9.25 | 125.00 |
| 180 | BD0930201209 | 20 | 24.11.10 | 24.11.30 | 9.45 | ... | 9.45 | 125.00 |
| 181 | BD0930241205 | 20 | 29.12.10 | 29.12.30 | 9.57 | ... | 9.57 | 125.00 |
| 182 | BD0931281200 | 20 | 26.01.11 | 26.01.31 | 9.60 | ... | 9.60 | 150.00 |
| 183 | BD0931321204 | 20 | 23.02.11 | 23.02.31 | 9.60 | ... | 9.60 | 150.00 |
| 184 | BD0931361200 | 20 | 23.03.11 | 23.03.31 | 9.63 | ... | 9.63 | 160.00 |
| 185 | BD0931401204 | 20 | 27.04.11 | 27.04.31 | 9.65 | ... | 9.65 | 175.00 |
| 186 | BD0931441200 | 20 | 25.05.11 | 25.05.31 | 9.65 | ... | 9.65 | 175.00 |
| 187 | BD0931471207 | 20 | 29.06.11 | 29.06.31 | 9.65 | ... | 9.65 | 185.00 |
| 188 | BD0931041208 | 20 | 27.07.11 | 27.07.31 | 10.00 | ... | 10.00 | 150.00 |
| 189 | BD0931081204 | 20 | 24.08.11 | 24.08.31 | 10.25 | ... | 10.25 | 150.00 |
| 190 | BD0931121208 | 20 | 28.09.11 | 28.09.31 | 10.85 | ... | 10.85 | 150.00 |
| 191 | BD0931161204 | 20 | 26.10.11 | 26.10.31 | 11.50 | ... | 11.50 | 175.00 |
| 192 | BD0931201208 | 20 | 23.11.11 | 23.11.31 | 11.50 | ... | 11.50 | 175.00 |
| 193 | BD0931241204 | 20 | 28.12.11 | 28.12.31 | 11.50 | ... | 11.50 | 175.00 |
| 194 | BD0932281209 | 20 | 25.01.12 | 25.01.32 | 11.95 | ... | 11.95 | 250.00 |
| 195 | BD0932321203 | 20 | 29.02.12 | 29.02.32 | 12.00 | ... | 12.00 | 250.00 |
| 196 | BD0932361209 | 20 | 28.03.12 | 28.03.32 | 12.03 | ... | 12.03 | 250.00 |
| 197 | BD0932401203 | 20 | 26.04.12 | 26.04.32 | 12.07 | ... | 12.07 | 325.00 |
| 198 | BD0932441209 | 20 | 30.05.12 | 30.05.32 | 12.10 | ... | 12.10 | 325.00 |
| 199 | BD0932481205 | 20 | 27.06.12 | 27.06.32 | 12.12 | ... | 12.12 | 341.00 |
| 200 | BD0932041207 | 20 | 25.07.12 | 25.07.32 | 12.12 | ... | 12.12 | 300.00 |
| 201 | BD0932081203 | 20 | 29.08.12 | 29.08.32 | 12.16 | ... | 12.16 | 300.00 |
| 202 | BD0932121207 | 20 | 26.09.12 | 26.09.32 | 12.16 | ... | 12.16 | 300.00 |
| 203 | BD0932161203 | 20 | 25.10.12 | 25.10.32 | 12.16 | ... | 12.16 | 100.00 |
| 204 | BD0932201207 | 20 | 28.11.12 | 28.11.32 | 12.18 | ... | 12.18 | 100.00 |

GOVERNMENT SECURITIES/BONDS

TABLE-XIIA(Contd.)

(Taka in crore)

| SL No. | ISIN | Tenor (year) | Issue Date | Maturity Date | Coupon Rate(%) | Reissue Date | Cut off Yeild(%) | Outstanding Balance |
|--------|--------------|--------------|------------|---------------|----------------|--------------|------------------|---------------------|
| 205 | BD0932241203 | 20 | 26.12.12 | 26.12.32 | 12.28 | ... | 12.28 | 100.00 |
| 206 | BD0933281208 | 20 | 23.01.13 | 23.01.33 | 12.38 | ... | 12.38 | 100.00 |
| 207 | BD0933321202 | 20 | 27.02.13 | 27.02.33 | 12.48 | ... | 12.48 | 100.00 |
| 208 | BD0933361208 | 20 | 27.03.13 | 27.03.33 | 12.48 | ... | 12.48 | 100.00 |
| 209 | BD0933401202 | 20 | 24.04.13 | 24.04.33 | 12.48 | ... | 12.48 | 100.00 |
| 210 | BD0933441208 | 20 | 29.05.13 | 29.05.33 | 12.47 | ... | 12.47 | 100.00 |
| 211 | BD0933481204 | 20 | 26.06.13 | 26.06.33 | 12.48 | ... | 12.48 | 100.00 |
| 212 | BD0933041206 | 20 | 24.07.13 | 24.07.33 | 12.48 | ... | 12.48 | 150.00 |
| 213 | BD0933081202 | 20 | 29.08.13 | 29.08.33 | 12.48 | ... | 12.48 | 150.00 |
| 214 | BD0933121206 | 20 | 25.09.13 | 25.09.33 | 12.48 | ... | 12.48 | 150.00 |
| 215 | BD0933161202 | 20 | 23.10.13 | 23.10.33 | 12.48 | ... | 12.48 | 150.00 |
| 216 | BD0933201206 | 20 | 27.11.13 | 27.11.33 | 12.33 | ... | 12.33 | 150.00 |
| 217 | BD0933241202 | 20 | 26.12.13 | 26.12.33 | 12.33 | ... | 12.33 | 150.00 |
| 218 | BD0934281207 | 20 | 29.01.14 | 29.01.34 | 12.26 | ... | 12.26 | 150.00 |
| 219 | BD0934321201 | 20 | 26.02.14 | 26.02.34 | 12.24 | ... | 12.24 | 150.00 |
| 220 | BD0934361207 | 20 | 27.03.14 | 27.03.34 | 12.14 | ... | 12.14 | 300.00 |
| 221 | BD0934401201 | 20 | 23.04.14 | 23.04.34 | 12.14 | ... | 12.14 | 300.00 |
| 222 | BD0934441207 | 20 | 28.05.14 | 28.05.34 | 12.14 | ... | 12.14 | 350.00 |
| 223 | BD0934481203 | 20 | 25.06.14 | 25.06.34 | 12.12 | ... | 12.12 | 350.00 |
| 224 | BD0934041205 | 20 | 23.07.14 | 23.07.34 | 12.10 | ... | 12.10 | 250.00 |
| 225 | BD0934081201 | 20 | 27.08.14 | 27.08.34 | 11.89 | ... | 11.89 | 250.00 |
| 226 | BD0934121205 | 20 | 24.09.14 | 24.09.34 | 11.98 | ... | 11.98 | 250.00 |
| 227 | BD0934161201 | 20 | 29.10.14 | 29.10.34 | 11.98 | ... | 11.98 | 250.00 |
| 228 | BD0934201205 | 20 | 26.11.14 | 26.11.34 | 11.98 | 25.02.15 | 11.97 | 680.00 |
| 229 | BD0935041204 | 20 | 29.07.15 | 29.07.35 | 10.36 | 25.07.18 | 8.09 | 2600.00 |
| 230 | BD0935201204 | 20 | 25.11.15 | 25.11.35 | 8.70 | 26.12.19 | 9.43 | 3950.00 |
| 231 | BD0936401209 | 20 | 27.04.16 | 27.04.36 | 8.24 | 26.09.18 | 7.97 | 2850.00 |
| 232 | BD0938141209 | 20 | 28.11.18 | 28.11.38 | 8.24 | 29.05.19 | 8.68 | 3000.00 |
| 233 | BD0939391209 | 20 | 26.06.19 | 26.06.39 | 9.29 | 25.03.20 | 8.77 | 3650.00 |
| 234 | BD0940401203 | 20 | 20.05.20 | 20.05.40 | 9.20 | 24.01.24 | 12.10 | 5029.96 |
| 235 | BD0940441209 | 20 | 24.06.20 | 24.06.40 | 8.94 | 29.11.23 | 11.26 | 5184.35 |
| 236 | BD0941451207 | 20 | 30.06.21 | 30.06.41 | 6.07 | 26.01.22 | 7.64 | 4400.00 |
| 237 | BD0942781206 | 20 | 30.03.22 | 30.03.42 | 7.75 | 26.10.22 | 8.90 | 4500.00 |
| 238 | BD0942901200 | 20 | 29.06.22 | 29.06.42 | 8.65 | 28.09.22 | 8.83 | 5161.28 |
| 239 | BD0942241201 | 20 | 28.12.22 | 28.12.42 | 8.95 | 24.04.24 | 12.25 | 4943.23 |
| 240 | BD0943281206 | 20 | 25.01.23 | 25.01.43 | 8.89 | ... | 8.89 | 850.00 |

INTEREST RATE STRUCTURE OF

| SL No. | ISIN/BOND NAME | Tenor (year) | Issue Date | Maturity Date | Coupon/ Renter Rate(%) | Reissue Date | Cut off Yeld/ Renter Rate (%) | Outstanding Balance |
|---|--------------------|--------------|------------|---------------|------------------------|--------------|-------------------------------|---------------------|
| b. Bangladesh Govt. Investment Sukuk | | | | | | | | |
| 1 | BDS092501059 | 5 | 29.12.20 | 29.12.25 | 4.69 | 10.06.21 | 4.69 | 8000.00 |
| 2 | BDS092601050 | 5 | 30.12.21 | 30.12.26 | 4.65 | ... | ... | 5000.00 |
| 3 | BDS092701051 | 5 | 20.04.22 | 20.04.27 | 4.75 | ... | ... | 5000.00 |
| c. Other Treasury Bond | | | | | | | | |
| 1 | SPTB BKB | 3 | 29.11.22 | 29.11.25 | Interest | ... | Interest Free | 4.23 |
| 2 | Hanif Flyover SPTB | 7 | 30.09.19 | 30.09.26 | 5.00 | ... | 5.00 | 1438.54 |
| 3 | Hanif Flyover SPTB | 7 | 30.09.19 | 30.09.26 | Interest | ... | Interest Free | 554.00 |
| 4 | BJMC (Sonali Bank) | 13 | 23.10.11 | 23.10.24 | 5.00 | ... | 5.00 | 214.17 |
| 5 | BJMC (Janata Bank) | 13 | 23.10.11 | 23.10.24 | 5.00 | ... | 5.00 | 298.68 |
| 6 | BJMC (Agrani Bank) | 13 | 23.10.11 | 23.10.24 | 5.00 | ... | 5.00 | 203.95 |
| 7 | BGSPB-IFIC | 8 | 04.01.24 | 04.01.32 | Policy rate | ... | Policy rate | 459.26 |
| 8 | BGSPB(Sonali) | 9 | 04.01.24 | 04.01.33 | Policy rate | ... | Policy rate | 2557.07 |
| 9 | BGSPB(Janata) | 9 | 15.01.24 | 15.01.33 | Policy rate | ... | Policy rate | 1896.70 |
| 10 | BGSPB(Prime) | 9 | 08.02.24 | 08.02.33 | Policy rate | ... | Policy rate | 822.27 |
| 11 | BGSPB(Meghna) | 9 | 11.02.24 | 11.02.33 | Policy rate | ... | Policy rate | 135.59 |
| 12 | BGSPB(NCC) | 9 | 11.02.24 | 11.02.33 | Policy rate | ... | Policy rate | 186.70 |
| 13 | BGSPB(Trust) | 9 | 11.02.24 | 11.02.33 | Policy rate | ... | Policy rate | 752.77 |
| 14 | BGSPB(One) | 9 | 11.02.24 | 11.02.33 | Policy rate | ... | Policy rate | 274.25 |
| 15 | BGSPB(NRB) | 9 | 12.02.24 | 12.02.33 | Policy rate | ... | Policy rate | 48.24 |
| 16 | BGSPB(Madhumoti) | 9 | 12.02.24 | 12.02.33 | Policy rate | ... | Policy rate | 51.70 |
| 17 | BGSPB(Midland) | 9 | 12.02.24 | 12.02.33 | Policy rate | ... | Policy rate | 51.47 |
| 18 | BGSPB(City) | 10 | 24.01.24 | 24.01.34 | Policy rate | ... | Policy rate | 1985.93 |
| 19 | BGSPB(Pubali) | 10 | 24.01.24 | 24.01.34 | Policy rate | ... | Policy rate | 77.56 |
| 20 | BGSPB(Eastern) | 10 | 29.01.24 | 29.01.34 | Policy rate | ... | Policy rate | 1050.48 |
| 21 | BGSPB(Janata) | 10 | 08.02.24 | 08.02.34 | Policy rate | ... | Policy rate | 666.11 |
| 22 | BGSPB(Sonali) | 10 | 08.02.24 | 08.02.34 | Policy rate | ... | Policy rate | 504.76 |
| 23 | BGSPB(UCB) | 10 | 08.02.24 | 08.02.34 | Policy rate | ... | Policy rate | 330.53 |
| 24 | BGSPB(Rupali) | 10 | 12.02.24 | 12.02.34 | Policy rate | ... | Policy rate | 5.61 |
| 25 | BGSPB(MTB) | 10 | 12.02.24 | 12.02.34 | Policy rate | ... | Policy rate | 50.00 |
| 26 | BGSPB(BDBL) | 10 | 12.02.24 | 12.02.34 | Policy rate | ... | Policy rate | 3.69 |
| 27 | BGSPB(Dhaka) | 8 | 08.02.24 | 08.02.32 | Policy rate | ... | Policy rate | 778.81 |
| 28 | BGSPB(DBBL) | 8 | 11.02.24 | 11.02.32 | Policy rate | ... | Policy rate | 340.09 |
| 29 | BGSPB(Brac) | 8 | 11.02.24 | 11.02.32 | Policy rate | ... | Policy rate | 623.31 |
| 30 | BGSPB(AB) | 8 | 11.02.24 | 11.02.32 | Policy rate | ... | Policy rate | 172.17 |
| 31 | BGSPB(BCB) | 8 | 11.02.24 | 11.02.32 | Policy rate | ... | Policy rate | 120.95 |
| 32 | BGSPB(Jamuna) | 8 | 12.02.24 | 12.02.32 | Policy rate | ... | Policy rate | 21.68 |
| 33 | BGSPB(Community) | 8 | 12.02.24 | 12.02.32 | Policy rate | ... | Policy rate | 57.67 |
| 34 | Agrani | 9 | 18.02.24 | 18.02.33 | Policy rate | ... | Policy rate | 447.22 |
| 35 | BKB | 9 | 18.02.24 | 18.02.33 | Policy rate | ... | Policy rate | 282.30 |
| 36 | UCB | 10 | 18.02.24 | 18.02.34 | Policy rate | ... | Policy rate | 190.29 |

Note: Data of Bangladesh Govt. Investment Sukuk and other Treasury bond updated as on 30 April, 2024

Source: Debt Management Department, Bangladesh Bank

...=Not applicable

GOVERNMENT SECURITIES/BONDS

TABLE-XIIA (Concl.)

(Taka in crore)

| SL No. | BOND NAME | Tenor (year) | Issue Date | Maturity Date | Coupon Rate (%) | Reissue Date | Cut off Yeild (%) | Outstanding Balance |
|---------------|-----------------------|---------------------|-------------------|----------------------|------------------------|---------------------|--------------------------|----------------------------|
| 37 | NRBC | 10 | 18.02.24 | 18.02.34 | Policy rate | ... | Policy rate | 56.52 |
| 38 | Dhaka | 10 | 18.02.24 | 18.02.34 | Policy rate | ... | Policy rate | 392.91 |
| 39 | City | 10 | 18.02.24 | 18.02.34 | Policy rate | ... | Policy rate | 397.43 |
| 40 | Bank Asia | 10 | 18.02.24 | 18.02.34 | Policy rate | ... | Policy rate | 919.83 |
| 41 | IBBL | 10 | 17.01.24 | 17.01.34 | Interest Free | ... | Interest Free | 2482.18 |
| 42 | Al-Arafah | 10 | 08.02.24 | 08.02.34 | Interest Free | ... | Interest Free | 23.04 |
| 43 | Shahjalal Islami Bank | 10 | 08.02.24 | 08.02.34 | Interest Free | ... | Interest Free | 56.47 |
| 44 | IBBL | 9 | 08.02.24 | 08.02.33 | Interest Free | ... | Interest Free | 486.87 |
| 45 | Exim | 10 | 18.02.24 | 18.02.34 | Interest Free | ... | Interest Free | 47.85 |
| 46 | Social Islami Bank | 10 | 18.02.24 | 18.02.34 | Interest Free | ... | Interest Free | 69.86 |
| 47 | Al-Arafah | 10 | 18.02.24 | 18.02.34 | Interest Free | ... | Interest Free | 473.56 |

BANK RATE & INTEREST RATE STRUCTURE OF POST OFFICE SAVINGS BANK, HOUSE

| Particulars | With effect from 24.10.01 | With effect from 30.10.01 | With effect from 01.11.02 | With effect from 08.11.03 | With effect from 17.07.04 |
|---|---------------------------|---------------------------|---------------------------|---------------------------|---------------------------|
| | 1 | 2 | 3 | 4 | 5 |
| A. Bank Rate | 6.00 | 6.00 | 6.00 | 5.00 | 5.00 |
| B. Interest Rates on Deposits with Directorate of National Savings | | | | | |
| 1) Post Office Savings Deposits | | | | | |
| a) Ordinary Account | 8.50 | 8.50 | 8.50 | 8.50 | 7.50 |
| b) Fixed Deposit Account (Interest after maturity) | | | | | |
| i) For one year | 10.50 | 10.50 | 10.50 | 10.50 | 9.50 |
| ii) For two years | 11.50 | 11.50 | 11.50 | 11.50 | 10.50 |
| iii) For three years | 12.50 | 12.50 | 12.50 | 12.50 | 11.50 |
| c) Fixed Deposit Account (Interest after 6 months) | | | | | |
| i) For one year | 9.50 | 9.50 | 9.50 | 9.50 | 8.50 |
| ii) For two years | 10.00 | 10.00 | 10.00 | 10.00 | 9.00 |
| iii) For three years | 10.50 | 10.50 | 10.50 | 10.50 | 9.50 |
| 2) Interest Rates on National Savings Certificates | | | | | |
| i) Tin Mas Antar Munafa Vittik Sanchayapatra | 13.50 | 12.00 | 12.00 | 12.00 | 12.00 |
| ii) 5-year Bangladesh Sanchayapatra | 14.50 | 12.50 | 12.50 | 12.50 | 12.50 |
| iii) 5-year Pensioner Sanchaya Patra after 3-month interest | --- | --- | --- | --- | --- |
| iv) 5-year Paribar Sanchayapatra after monthly interest | --- | --- | --- | --- | --- |
| 3) 5 years Wage Earners Development Bond ¹ | | | | | |
| i) Before six months from the date of issue | No interest | No interest | No interest | No interest | No interest |
| ii) On completion of six months but before one year | 9.00 | 9.00 | 9.00 | 9.00 | 9.00 |
| iii) On completion of one year but before 1½ year | 10.00 | 10.00 | 10.00 | 10.00 | 10.00 |
| iv) On completion of 1½ years but before two year | 11.00 | 11.00 | 11.00 | 11.00 | 11.00 |
| v) On completion of two years and thereafter | 12.00 | 12.00 | 12.00 | 12.00 | 12.00 |
| vi) On completion of five years and thereafter | 12.00 | 12.00 | 12.00 | 12.00 | 12.00 |
| 4) 3 years USD Premium Bond for non-resident Bangladeshi ² | | | | | |
| i) Within one year from the date of issue | --- | --- | No interest | No interest | No interest |
| ii) After completion of one year but within two years | --- | --- | 6.50 | 6.50 | 6.50 |
| iii) After completion of two years but within three years | --- | --- | 7.00 | 7.00 | 7.00 |
| iv) After completion of three years | --- | --- | 7.50 | 7.50 | 7.50 |
| 5) 3 years USD Investment Bond for non-resident Bangladeshi ³ | | | | | |
| i) Within one year from the date of issue | --- | --- | No interest | No interest | No interest |
| ii) After completion of one year but within two years | --- | --- | 5.50 | 5.50 | 5.50 |
| iii) After completion of two years but within three years | --- | --- | 6.00 | 6.00 | 6.00 |
| iv) After completion of three years | --- | --- | 6.50 | 6.50 | 6.50 |
| C. Interest Rates on Construction Loans Provided by House Building Finance Corporation | | | | | |
| a) Dhaka and Chittagong Metropolitan Cities | | | | | |
| i) Loan upto Tk. 15 lacs | 13.00 | 13.00 | 13.00 | 13.00 | 13.00 |
| ii) Loan above Tk. 15 lacs | 15.00 | 15.00 | 15.00 | 15.00 | 15.00 |
| b) Other Divisional/District Head Quarters. | 10.00 | 10.00 | 10.00 | 10.00 | 10.00 |

- Note:**
- Both interest & principal amount are payable in BDT
 - Interest is payable in BDT & principal amount will be paid either in USD or BDT as per option of the bond holder
 - Both interest & principal amount are payable in USD
- = Not applicable

BUILDING FINANCE CORPORATION & NATIONAL SAVINGS CERTIFICATES

TABLE -XIIB

| With effect from 04.12.05 | With effect from 01.07.06 | With effect from 13.06.07 | With effect from 01.07.10 | With effect from 01.07.11 | With effect from 01.03.12 | With effect from 01.07.12 | With effect from 23.05.15 | With effect from 13.02.20 | With effect from 16.03.20 | With effect from 29.07.20 | With effect from 04.04.22 | With effect from 14.01.24 & onwards |
|---------------------------|---------------------------|---------------------------|---------------------------|---------------------------|---------------------------|---------------------------|---------------------------|---------------------------|---------------------------|---------------------------|---------------------------|-------------------------------------|
| 6 | 7 | 8 | 9 | 10 | 11 | 12 | 13 | 14 | 15 | 16 | 17 | 18 |
| 5.00 | 5.00 | 5.00 | 5.00 | 5.00 | 5.00 | 5.00 | 5.00 | 5.00 | 5.00 | 4.00 | 4.00 | 4.00 |
| 7.50 | 7.50 | 7.50 | 7.50 | 7.50 | 7.50 | 7.50 | 7.50 | 5.00 | 7.50 | 7.50 | 7.50 | 7.50 |
| 9.50 | 9.50 | 9.50 | 9.50 | 9.50 | 10.40 | 10.40 | 10.40 | 5.00 | 10.20 | 10.20 | 10.20 | 10.20 |
| 10.50 | 10.50 | 10.50 | 10.50 | 10.50 | 11.40 | 11.40 | 11.40 | 5.50 | 10.70 | 10.70 | 10.70 | 10.70 |
| 11.50 | 11.50 | 11.50 | 11.50 | 11.50 | 13.24 ^A | 13.24 ^A | 11.28 ^A | 6.00 ^A | 11.28 ^A | 11.28 ^A | 11.28 ^A | 11.28 ^A |
| 8.50 | 8.50 | 8.50 | 8.50 | 8.50 | 10.00 | 10.00 | 10.00 | 4.00 | 9.00 | 9.00 | 9.00 | 9.00 |
| 9.00 | 9.00 | 9.00 | 9.00 | 9.00 | 10.50 | 10.50 | 10.50 | 4.50 | 9.50 | 9.50 | 9.50 | 9.50 |
| 9.50 | 9.50 | 9.50 | 9.50 | 9.50 | 11.00 | 11.00 | 11.00 | 5.00 | 10.00 | 10.00 | 10.00 | 10.00 |
| 11.50 | 11.50 | 10.00 | 10.00 | 10.00 | 12.59 ^B | 12.59 ^B | 11.04 ^B | 11.04 ^B | 11.04 ^B | 11.04 ^B | 11.04 ^B | 11.04 ^B |
| 12.00 | 12.00 | 10.50 | 10.50 | 10.50 | 13.19 ^C | 13.19 ^C | 11.28 ^C | 11.28 ^C | 11.28 ^C | 11.28 ^C | 11.28 ^C | 11.28 ^C |
| 12.50 | 12.50 | 12.50 | 11.00 | 11.00 | 13.19 ^C | 13.19 ^C | 11.76 ^C | 11.76 ^C | 11.76 ^C | 11.76 ^C | 11.76 ^C | 11.76 ^C |
| --- | --- | --- | 11.04 | 11.04 | 13.45 ^D | 13.45 ^D | 11.52 ^D | 11.52 ^D | 11.52 ^D | 11.52 ^D | 11.52 ^D | 11.52 ^D |
| No interest | No interest | No interest | No interest | No interest | No interest | No interest | No interest | No interest | No interest | No interest | No interest | No interest |
| 9.00 | 9.00 | 9.00 | 7.50 | 8.50 | 8.50 | 8.70 | 8.70 | 8.70 | 8.70 | 8.70 | 8.70 | 8.70 |
| 10.00 | 10.00 | 10.00 | 8.25 | 9.25 | 9.25 | 9.45 | 9.45 | 9.45 | 9.45 | 9.45 | 9.45 | 9.45 |
| 11.00 | 11.00 | 11.00 | 9.00 | 10.00 | 10.00 | 10.20 | 10.20 | 10.20 | 10.20 | 10.20 | 10.20 | 10.20 |
| 12.00 | 12.00 | 12.00 | 10.50 | 11.00 | 11.00 | 11.20 | 11.20 | 11.20 | 11.20 | 11.20 | 11.20 | 11.20 |
| 12.00 | 12.00 | 12.00 | 10.50 | 11.80 ^E | 11.80 ^E | 12.00 ^E | 12.00 ^E | 12.00 ^E | 12.00 ^E | 12.00 ^E | 12.00 ^E | 12.00 ^E |
| No interest | No interest | No interest | No interest | No interest | No interest | No interest | No interest | No interest | No interest | No interest | No interest | No interest |
| 6.50 | 6.50 | 6.50 | 6.50 | 6.50 | 6.50 | 6.50 | 6.50 | 6.50 | 6.50 | 6.50 | 4.50 | 6.50 |
| 7.00 | 7.00 | 7.00 | 7.00 | 7.00 | 7.00 | 7.00 | 7.00 | 7.00 | 7.00 | 7.00 | 5.00 | 7.00 |
| 7.50 | 7.50 | 7.50 | 7.50 | 7.50 | 7.50 | 7.50 | 7.50 | 7.50 | 7.50 | 7.50 | 5.50 | 7.50 |
| No interest | No interest | No interest | No interest | No interest | No interest | No interest | No interest | No interest | No interest | No interest | No interest | No interest |
| 5.50 | 5.50 | 5.50 | 5.50 | 5.50 | 5.50 | 5.50 | 5.50 | 5.50 | 5.50 | 5.50 | 4.00 | 5.50 |
| 6.00 | 6.00 | 6.00 | 6.00 | 6.00 | 6.00 | 6.00 | 6.00 | 6.00 | 6.00 | 6.00 | 4.50 | 6.00 |
| 6.50 | 6.50 | 6.50 | 6.50 | 6.50 | 6.50 | 6.50 | 6.50 | 6.50 | 6.50 | 6.50 | 5.00 | 6.50 |
| 13.00 | 12.00 | 12.00 | 12.00 | 12.00 | 12.00 | 12.00 | 12.00 | 12.00 | 12.00 | 12.00 | 12.00 | 12.00 |
| 15.00 | 12.00 | 12.00 | 12.00 | 12.00 | 12.00 | 12.00 | 12.00 | 12.00 | 12.00 | 12.00 | 12.00 | 12.00 |
| 10.00 | 10.00 | 10.00 | 10.00 | 10.00 | 10.00 | 10.00 | 10.00 | 10.00 | 10.00 | 10.00 | 10.00 | 10.00 |

A. including 0.84 % social security premium (SSP) & will be payable on completion of 3 years

B. including 0.79 % social security premium (SSP) & will be payable on completion of 3 years

C. including 0.99 % social security premium (SSP) & will be payable on completion of 5 years

D. including 1.25 % social security premium (SSP) & will be payable on completion of 5 years

E. including 0.80 % social security premium (SSP) & will be payable on completion of 5 years

BANK WISE ANNOUNCED INTEREST RATE STRUCTURE

| Interest Rates on | State Owned Commercial Banks | | | | | | Specialised Banks | |
|--|------------------------------|-------------|-------------|-------------|------------|-------|-------------------|-----------|
| | Sonali Bank | Agrani Bank | Janata Bank | Rupali Bank | BASIC Bank | BDBL | BKB | RAKUB |
| | 1 | 2 | 3 | 4 | 5 | 6 | 7 | 8 |
| Savings Deposits: | 2.59 | 3.00 | 4.00 | 3.00-3.50 | 3.50-4.00 | 4.00 | 4.50 | 3.00 |
| Special Notice Deposits (SND): | | | | | | | | |
| i) < 1.00 crore | 2.21 | 3.63 | 4.00 | 2.50 | 3.50-4.00 | 4.00 | 4.00-6.00 | 3.00 |
| ii) 1.00 crore but < 25.00 crore | 2.58 | 5.50 | 4.25 | 3.00 | 3.50-4.00 | 4.25 | 4.50-6.00 | 3.00 |
| iii) 25.00 crore but < 50.00 crore | 2.83 | 5.88 | 4.50 | 3.25 | 3.50-4.00 | 4.50 | 5.00-6.00 | 3.00 |
| iv) 50.00 crore but < 100.00 crore | 3.21 | 4.00-6.25 | 5.00 | 3.50 | 3.50-4.00 | 5.00 | 6.00 | 3.00 |
| v) 100.00 crore & above | 3.46 | 6.00 | 6.00 | 3.75-4.00 | 3.50-4.00 | 6.00 | 6.00 | 3.00 |
| Fixed Deposits: | | | | | | | | |
| i) 3 months but <6 months | 5.53-5.92 | 7.25 | 7.50 | 6.50-7.00 | 6.25-8.00 | 7.50 | 5.00-8.00 | 7.50 |
| ii) 6 months but < 1 year | 6.23 | 7.13 | 7.75 | 6.75-7.75 | 6.50-9.00 | 7.75 | 7.75-8.00 | 7.75 |
| iii) 1 year but < 2 years | 7.75 | 7.50 | 8.00 | 7.00-8.00 | 6.75-8.50 | 8.00 | - | 8.00 |
| iv) 2 years but < 3 years | 7.75 | 6.00 | - | 7.00-8.00 | 7.50-8.50 | - | 8.00 | 8.25 |
| v) 3 years & above | 7.75 | 6.25 | - | 7.00-8.00 | 7.50-8.50 | - | - | 6.00-8.00 |
| Lending Rates: | | | | | | | | |
| Agriculture | | | | | | | | |
| Sub-Category-1 | 4.00-12.11 | 11.43 | 3.00-12.11 | 4.00-11.43 | 9.61-12.11 | 12.11 | 11.43 | 11.43 |
| Sub-Category-2 | - | - | - | - | - | - | - | - |
| Term Loan to Large & Medium Scale Industry | | | | | | | | |
| Sub-Category-1 | 13.11 | 12.43 | 13.11 | 12.43 | 9.61-13.11 | 13.11 | - | - |
| Sub-Category-2 | - | - | - | - | - | - | 12.43 | - |
| Term Loan to Small Industry | | | | | | | | |
| Sub-Category-1 | 13.11 | 12.43 | 13.11 | 12.43 | 9.61-13.11 | 13.11 | - | 12.43 |
| Sub-Category-2 | - | - | - | - | - | - | 12.43 | - |
| Working Capital to Industry | | | | | | | | |
| i) Working Capital to Large & Medium Scale Industry | | | | | | | | |
| Sub-Category-1 | 13.11 | 12.43 | 13.11 | 12.43 | 9.61-13.11 | 13.11 | - | - |
| Sub-Category-2 | - | - | - | - | - | - | 12.43 | - |
| ii) Working Capital to Small Industry | | | | | | | | |
| Sub-Category-1 | 13.11 | 12.43 | 13.11 | 12.43 | 9.61-13.11 | 13.11 | - | 12.43 |
| Sub-Category-2 | - | - | - | - | - | - | 12.43 | - |
| Exports | 12.11 | 11.43 | 4.50-12.11 | 11.43-12.43 | 9.61-12.11 | 12.11 | 11.43 | - |
| Trade Financing | | | | | | | | |
| Sub-Category-1 | 11.06 | 12.43 | 13.11 | 12.43 | 9.61-13.11 | 13.11 | 12.43 | 12.43 |
| Sub-Category-2 | - | - | - | - | - | - | - | - |
| Housing Loan | | | | | | | | |
| Sub-Category-1 | 9.00-11.06 | 12.43 | 9.00-13.11 | 4.00-12.43 | 9.61-13.11 | 13.11 | - | - |
| Sub-Category-2 | - | 12.43 | - | - | - | - | - | - |
| Consumer Credit | | | | | | | | |
| Sub-Category-1 | 13.11 | 12.43 | 13.11 | 12.43 | 9.61-13.11 | - | 12.43 | 12.43 |
| Sub-Category-2 | - | - | - | - | - | 13.11 | - | - |
| Others | | | | | | | | |
| Sub-Category-1 | - | 12.43 | 9.00-13.11 | 12.43 | 9.61-13.11 | 13.11 | - | - |
| Sub-Category-2 | 13.11 | - | - | - | - | - | 4.00-12.43 | - |

Source : Department of Off-site Supervision, Bangladesh Bank

Provisional Data

- =Not applicable

| PKB | Private Banks | | | | | | | Interest Rates on |
|-----------|---------------|------------|-------------|------------|---------------|-------------|-------------|--|
| | The City Bank | UCBL | AB Bank | IFIC Bank | National Bank | Uttara Bank | Pubali Bank | |
| 9 | 10 | 11 | 12 | 13 | 14 | 15 | 16 | |
| 3.00 | 0.25-2.29 | 2.75 | 4.00 | 2.00 | 3.00 | 3.75-4.00 | 2.50 | Savings Deposits: |
| | | | | | | | | Special Notice Deposits (SND): |
| - | 0.61-2.71 | 1.50-1.75 | 2.13 | 2.00 | 3.00 | 3.00 | 3.13-4.50 | i) < 1.00 crore |
| - | 0.61-2.71 | 1.50-2.00 | 2.75 | 2.00 | 3.00 | 3.50 | 3.63-4.63 | ii) 1.00 crore but < 25.00 crore |
| - | 0.61-2.71 | 1.50-2.25 | 3.50 | 2.50 | 4.00 | 4.00 | 4.25-4.75 | iii) 25.00 crore but < 50.00 crore |
| - | 0.61-2.71 | 1.50-2.50 | 4.00 | 3.00 | 4.00 | 4.50 | 4.65-4.90 | iv) 50.00 crore but < 100.00 crore |
| - | 0.61-2.71 | 1.50-2.75 | 4.38 | 3.50 | 4.00 | 4.75 | 5.50 | v) 100.00 crore & above |
| | | | | | | | | Fixed Deposits: |
| - | 2.76-9.39 | 3.75-9.75 | 9.63 | 9.75 | 8.50-9.00 | 6.75-7.25 | 8.63 | i) 3 months but < 6 months |
| - | 3.72-9.49 | 3.75-10.00 | 9.75-9.88 | 9.75 | 8.75-9.25 | 7.00-7.50 | 8.88 | ii) 6 months but < 1 year |
| 5.50-6.00 | 3.87-9.84 | 4.00-11.00 | 10.13-10.25 | 9.75 | 9.25-9.50 | 7.50-7.75 | 9.13 | iii) 1 year but < 2 years |
| - | 4.52-8.83 | 4.50-6.50 | 9.25 | 9.75 | 9.25-9.50 | 7.50-7.75 | 9.13 | iv) 2 years but < 3 years |
| - | 4.52-8.58 | 4.50-6.50 | - | 9.75 | 9.25-9.50 | 7.50-7.75 | 6.50-9.88 | v) 3 years & above |
| | | | | | | | | Lending Rates: |
| | | | | | | | | Agriculture |
| - | 9.61-12.11 | 12.11 | 11.77 | 4.00-12.11 | 12.11 | 11.43 | 4.00-12.00 | Sub-Category-1 |
| - | - | - | - | 12.11 | - | - | - | Sub-Category-2 |
| | | | | | | | | Term Loan to Large & Medium Scale Industry |
| - | 9.61-13.11 | 13.11 | 12.77 | 13.11 | 13.11 | 12.43 | 13.00 | Sub-Category-1 |
| - | - | 13.11 | 12.77 | 13.11 | - | 12.43 | - | Sub-Category-2 |
| | | | | | | | | Term Loan to Small Industry |
| - | 9.61-13.11 | 13.11 | 12.77 | 13.11 | 13.11 | 12.43 | 13.00 | Sub-Category-1 |
| - | - | 13.11 | 12.77 | - | - | 12.43 | - | Sub-Category-2 |
| | | | | | | | | Working Capital to Industry |
| | | | | | | | | i) Working Capital to Large & Medium Scale Industry |
| - | 9.61-13.11 | 13.11 | 12.77 | 13.11 | 13.11 | 12.43 | 13.00 | Sub-Category-1 |
| - | - | 13.11 | 12.77 | 13.11 | - | 12.43 | - | Sub-Category-2 |
| | | | | | | | | ii) Working Capital to Small Industry |
| - | 9.61-13.11 | 13.11 | 12.77 | 13.11 | 13.11 | 12.43 | 13.00 | Sub-Category-1 |
| - | - | 13.11 | 12.77 | - | - | 12.43 | - | Sub-Category-2 |
| - | 9.61-12.11 | 12.11 | 11.77 | 12.11 | 12.11 | 11.43 | 12.00 | Exports |
| | | | | | | | | Trade Financing |
| - | 9.61-13.11 | 13.11 | 12.77 | 13.11 | 13.11 | 12.43 | 13.00 | Sub-Category-1 |
| - | 9.61-13.11 | 13.11 | 12.77 | 13.11 | - | 12.43 | - | Sub-Category-2 |
| | | | | | | | | Housing Loan |
| - | 9.61-13.11 | 8.50-13.11 | 12.77 | 13.11 | 13.11 | 12.43 | 12.50 | Sub-Category-1 |
| - | 9.61-13.11 | - | - | 13.11 | - | - | - | Sub-Category-2 |
| | | | | | | | | Consumer Credit |
| - | 9.61-13.11 | 13.11 | 12.77 | 13.11 | 13.11 | 12.43 | 9.00-13.00 | Sub-Category-1 |
| - | 9.61-13.11 | 13.11 | - | 13.11 | - | - | - | Sub-Category-2 |
| | | | | | | | | Others |
| 9.00 | 9.61-13.11 | 13.11 | 12.77 | 13.11 | 13.11 | 12.43 | 12.75-13.00 | Sub-Category-1 |
| 4.00-9.00 | 9.61-13.11 | 13.11 | 13.11 | - | - | - | - | Sub-Category-2 |

BANK WISE ANNOUNCED INTEREST RATE STRUCTURE

| Interest Rates on | Private | | | | | |
|--|--------------|-------------|------------|----------------|------------|------------|
| | Eastern Bank | NCCBL | Dhaka Bank | Southeast Bank | BCBL | Prime Bank |
| | 17 | 18 | 19 | 20 | 21 | 22 |
| Savings Deposits: | 2.00 | 2.00 | 3.25 | 1.25-1.75 | 3.25-3.50 | 1.25-4.25 |
| Special Notice Deposits (SND): | | | | | | |
| i) < 1.00 crore | 1.00 | 2.00 | 2.00 | 1.50 | 2.50 | 0.50 |
| ii) 1.00 crore but < 25.00 crore | 2.00 | 2.00 | 2.25 | 1.75 | 3.00 | 1.00 |
| iii) 25.00 crore but < 50.00 crore | 2.00 | 2.00 | 2.50 | 2.00 | 2.50-3.00 | 2.00 |
| iv) 50.00 crore but < 100.00 crore | 2.00 | 2.00 | 2.75 | 2.25 | 2.50-3.00 | 2.00 |
| v) 100.00 crore & above | 2.00 | 2.00 | 3.00 | 2.50 | 3.00 | 2.50-3.15 |
| Fixed Deposits: | | | | | | |
| i) 3 months but <6 months | 2.25-9.50 | 9.00 | 7.00-8.50 | 4.25-8.00 | 6.00 | 4.50-8.50 |
| ii) 6 months but < 1 year | 2.75-9.75 | 9.00-9.25 | 7.00-8.75 | 4.25-8.00 | 6.00 | 4.50-9.25 |
| iii) 1 year but < 2 years | 2.75-10.00 | 9.25-9.50 | 7.00-9.00 | 4.25-8.25 | 6.00 | 4.50-9.50 |
| iv) 2 years but < 3 years | 3.00-9.25 | 9.50-9.75 | 8.25-9.00 | 7.25-8.40 | - | 4.50-7.00 |
| v) 3 years & above | 3.00-9.25 | 9.75-10.00 | 9.15 | 7.25-8.40 | - | 4.50-7.00 |
| Lending Rates: | | | | | | |
| Agriculture | | | | | | |
| Sub-Category-1 | 12.11 | 12.11-13.11 | 11.43 | 12.11 | 8.68-11.43 | 9.61-12.11 |
| Sub-Category-2 | - | - | - | - | - | 9.61-12.11 |
| Term Loan to Large & Medium Scale Industry | | | | | | |
| Sub-Category-1 | 13.11 | 12.11-13.11 | 12.43 | - | 8.68-12.43 | 9.61-13.11 |
| Sub-Category-2 | - | - | - | 13.11 | - | 9.61-13.11 |
| Term Loan to Small Industry | | | | | | |
| Sub-Category-1 | 13.11 | 12.11-13.11 | 11.43 | 13.11 | 8.68-12.43 | 9.61-13.11 |
| Sub-Category-2 | - | - | - | - | - | 9.61-13.11 |
| Working Capital to Industry | | | | | | |
| i) Working Capital to Large & Medium Scale Industry | | | | | | |
| Sub-Category-1 | 13.11 | 12.11-13.11 | 12.43 | 13.11 | 8.68-12.43 | 9.61-13.11 |
| Sub-Category-2 | - | - | - | - | - | 9.61-13.11 |
| ii) Working Capital to Small Industry | | | | | | |
| Sub-Category-1 | 13.11 | 12.11-13.11 | 12.43 | 13.11 | 8.68-12.43 | 9.61-13.11 |
| Sub-Category-2 | - | - | - | - | - | - |
| Exports | 12.11 | 12.11 | 11.43 | 12.11 | 8.68-12.43 | 9.61-12.11 |
| Trade Financing | | | | 12.11 | | |
| Sub-Category-1 | 13.11 | 12.11-13.11 | 12.43 | - | 8.68-11.43 | 9.61-13.11 |
| Sub-Category-2 | - | - | - | 13.11 | - | 9.61-13.11 |
| Housing Loan | | | | | | |
| Sub-Category-1 | 12.36-12.61 | 12.11-13.11 | 12.43 | 13.11 | 8.68-12.43 | 9.61-13.11 |
| Sub-Category-2 | - | - | - | - | - | 9.61-13.11 |
| Consumer Credit | | | | | | |
| Sub-Category-1 | 7.00-13.11 | 12.11-13.11 | 7.50-12.43 | 13.11 | 8.68-12.43 | 9.61-13.11 |
| Sub-Category-2 | - | - | - | - | - | 9.61-13.11 |
| Others | | | | | | |
| Sub-Category-1 | 13.11 | 12.11-13.11 | 12.43 | 13.11 | 8.68-12.43 | 6.00-13.11 |
| Sub-Category-2 | - | - | - | - | - | - |

Source : Department of Off-site Supervision, Bangladesh Bank

- =Not applicable

| Banks | | | | | | Interest Rates on |
|-------------------|----------------|------------|------------|-----------------|------------|--|
| Dutch-Bangla Bank | Modhumoti Bank | SBAC Bank | Padma Bank | Mercantile Bank | One Bank | |
| 23 | 24 | 25 | 26 | 27 | 28 | |
| 0.50-3.25 | 2.00-4.00 | 2.50-5.50 | 4.50-6.25 | 1.00-5.00 | 2.25-5.00 | Savings Deposits: |
| | | | | | | Special Notice Deposits (SND): |
| 3.00-7.00 | 2.00 | 2.00-2.50 | 3.00-3.50 | 1.00 | 2.25 | i) < 1.00 crore |
| 3.25-7.00 | 2.00 | 2.00-2.50 | 4.00 | 1.50 | 2.75 | ii) 1.00 crore but < 25.00 crore |
| 3.25-7.00 | 2.00 | 2.00-6.00 | 4.25-8.00 | 2.50 | 3.00 | iii) 25.00 crore but < 50.00 crore |
| 3.50-7.00 | 2.00 | 2.00-2.50 | 4.25-8.00 | 3.00 | 3.25 | iv) 50.00 crore but < 100.00 crore |
| 3.50-7.00 | 6.00 | 2.00-2.50 | 4.25-8.00 | 3.50 | 3.75 | v) 100.00 crore & above |
| | | | | | | Fixed Deposits: |
| 2.00-7.00 | 6.35-8.00 | 4.50-9.50 | 8.50-9.50 | 7.50 | 7.00-9.25 | i) 3 months but < 6 months |
| 2.50-7.10 | 6.50-9.50 | 6.00-9.50 | 9.00-9.25 | 8.00 | 8.13-10.00 | ii) 6 months but < 1 year |
| 3.00-7.20 | 5.00-6.75 | 6.00-9.50 | 9.50-9.75 | 9.00 | 8.38-10.25 | iii) 1 year but < 2 years |
| 3.00-7.20 | - | 6.00-9.50 | - | 9.50 | 8.38-8.50 | iv) 2 years but < 3 years |
| 3.00-7.20 | - | 6.00-9.50 | - | 10.50 | 8.38-8.50 | v) 3 years & above |
| | | | | | | Lending Rates: |
| | | | | | | Agriculture |
| 10.11-12.11 | 12.11 | 9.00-11.43 | 11.43 | 12.11 | 12.11 | Sub-Category-1 |
| 10.11-12.11 | - | - | 11.43 | - | - | Sub-Category-2 |
| | | | | | | Term Loan to Large & Medium Scale Industry |
| 10.11-13.11 | 13.11 | 9.00-12.43 | 12.43 | 13.11 | 6.56 | Sub-Category-1 |
| 10.11-13.11 | 13.11 | 9.00-12.43 | - | 13.11 | - | Sub-Category-2 |
| | | | | | | Term Loan to Small Industry |
| 10.11-13.11 | 13.11 | 9.00-12.43 | 12.43 | 13.11 | 6.56 | Sub-Category-1 |
| - | - | 9.00-12.43 | - | 13.11 | - | Sub-Category-2 |
| | | | | | | Working Capital to Industry |
| | | | | | | i) Working Capital to Large & Medium Scale Industry |
| 10.11-13.11 | 13.11 | 9.00-12.43 | 12.43 | 13.11 | 6.56 | Sub-Category-1 |
| 10.11-13.11 | - | 9.00-12.43 | - | - | - | Sub-Category-2 |
| | | | | | | ii) Working Capital to Small Industry |
| 10.11-13.11 | 13.11 | 9.00-12.43 | 12.43 | 13.11 | 6.56 | Sub-Category-1 |
| - | - | 9.00-12.43 | - | 13.11 | - | Sub-Category-2 |
| 10.11-12.11 | 12.11 | 7.00-12.43 | 11.43 | 12.11 | 6.06 | Exports |
| | | | | | | Trade Financing |
| 10.11-13.11 | 13.11 | 9.00-12.43 | 12.43 | 13.11 | 6.56 | Sub-Category-1 |
| - | - | - | - | 13.11 | - | Sub-Category-2 |
| | | | | | | Housing Loan |
| 10.11-13.11 | 13.11 | 9.00-12.43 | 12.43 | 13.11 | 13.11 | Sub-Category-1 |
| - | - | - | - | 13.11 | - | Sub-Category-2 |
| | | | | | | Consumer Credit |
| 10.11-13.11 | 13.11 | 9.00-12.43 | 12.43 | 13.11 | 13.11 | Sub-Category-1 |
| - | - | - | - | 13.11 | - | Sub-Category-2 |
| | | | | | | Others |
| 10.11-13.11 | 13.11 | 9.00-12.43 | 12.43 | 13.11 | 9.06-13.11 | Sub-Category-1 |
| 10.11-13.11 | 13.11 | - | - | 13.11 | - | Sub-Category-2 |

BANK WISE ANNOUNCED INTEREST RATE STRUCTURE

| Interest Rates on | Private | | | | | |
|--|--------------|-------------|-------------|-------------|--------------|------------|
| | Premier Bank | Trust Bank | BRAC Bank | Meghna Bank | Midland Bank | NRB Bank |
| | 29 | 30 | 31 | 32 | 33 | 34 |
| Savings Deposits: | 3.00-3.50 | 3.50-4.00 | 0.50-3.50 | 4.50 | 2.50-3.90 | 1.50-3.00 |
| Special Notice Deposits (SND): | | | | | | |
| i) < 1.00 crore | 3.00 | 1.50 | 0.25 | 3.00-5.00 | 2.50 | 2.50 |
| ii) 1.00 crore but < 25.00 crore | 3.50 | 1.75 | 0.75 | 3.00-6.00 | 3.25 | 3.00 |
| iii) 25.00 crore but < 50.00 crore | 3.75 | 2.00 | 1.25 | 3.00-7.00 | 3.25 | 3.50 |
| iv) 50.00 crore but < 100.00 crore | 4.00 | 2.50 | 1.50 | 3.00-7.50 | 4.00 | 4.00 |
| v) 100.00 crore & above | 4.50 | 2.50 | 3.00 | 3.00-8.00 | 4.25 | 4.00 |
| Fixed Deposits: | | | | | | |
| i) 3 months but <6 months | 6.50-10.50 | 6.50-8.25 | 9.00-10.00 | 10.00-11.00 | 4.25-9.50 | 6.00-10.50 |
| ii) 6 months but < 1 year | 6.50-8.75 | 6.75-8.50 | 9.25-12.50 | 10.00-11.00 | 4.25-9.75 | 6.25-10.75 |
| iii) 1 year but< 2 years | 6.50-9.25 | 6.88-8.75 | 9.50-12.50 | 10.25-11.50 | 4.00-10.25 | 6.50-7.25 |
| iv) 2 years but < 3 years | 5.00-7.00 | 6.88-8.75 | 9.00-10.00 | 13.11 | - | 10.75 |
| v) 3 years & above | 5.00-7.00 | 6.88-8.75 | 8.50-9.50 | 13.11 | - | - |
| Lending Rates: | | | | | | |
| Agriculture | | | | | | |
| Sub-Category-1 | 12.11 | 12.11 | 11.00-12.11 | 12.11 | 9.61-12.11 | 12.11 |
| Sub-Category-2 | - | - | - | - | - | - |
| Term Loan to Large & Medium Scale Industry | | | | | | |
| Sub-Category-1 | 13.11 | 13.11 | 11.00-13.11 | 13.11 | 9.61-13.11 | 13.11 |
| Sub-Category-2 | 13.11 | - | - | - | - | - |
| Term Loan to Small Industry | | | | | | |
| Sub-Category-1 | 13.11 | 13.11 | 11.00-13.11 | 13.11 | 9.61-13.11 | 13.11 |
| Sub-Category-2 | 13.11 | - | - | - | - | - |
| Working Capital to Industry | | | | | | |
| i) Working Capital to Large & Medium Scale Industry | | | | | | |
| Sub-Category-1 | 13.11 | 13.11 | 11.00-13.11 | 13.11 | 9.61-13.11 | 13.11 |
| Sub-Category-2 | - | - | - | - | - | - |
| ii) Working Capital to Small Industry | | | | | | |
| Sub-Category-1 | 13.11 | 13.11 | 11.00-13.11 | 13.11 | 9.61-13.11 | 13.11 |
| Sub-Category-2 | - | - | - | - | - | - |
| Exports | 12.11 | 12.11 | 11.00-12.11 | 13.11 | 9.61-12.11 | 12.11 |
| Trade Financing | | | | | | |
| Sub-Category-1 | 13.11 | 13.11 | 11.00-13.11 | 13.11 | 9.61-13.11 | 13.11 |
| Sub-Category-2 | - | - | - | - | - | 13.11 |
| Housing Loan | | | | | | |
| Sub-Category-1 | 13.11 | 13.11 | 11.00-13.11 | 13.11 | 9.61-13.11 | 13.11 |
| Sub-Category-2 | 13.11 | 10.50-12.06 | - | - | - | - |
| Consumer Credit | | | | | | |
| Sub-Category-1 | 13.11 | 13.11 | 11.00-13.11 | 13.11 | 9.61-13.11 | 13.11 |
| Sub-Category-2 | - | - | - | - | - | 13.11 |
| Others | | | | | | |
| Sub-Category-1 | 13.11 | 13.11 | 11.00-13.11 | 13.11 | 9.61-13.11 | 5.00 |
| Sub-Category-2 | - | - | - | - | - | 13.11 |

Source : Department of Off-site Supervision, Bangladesh Bank

- =Not applicable

| Banks | | | | | | | Interest Rates on |
|----------------|-------------------|------------|-------------|---------------|-------------|-------------------|--|
| NRB Comm. Bank | Mutual Trust Bank | Bank Asia | Jamuna Bank | Shimanto Bank | CBBL | Bengal Comm. Bank | |
| 35 | 36 | 37 | 38 | 39 | 40 | 41 | |
| 5.50-7.25 | 2.50 | 2.00-4.23 | 2.00 | 2.00-9.00 | 1.00-5.50 | 2.50-3.25 | Savings Deposits: |
| | | | | | | | Special Notice Deposits (SND): |
| 2.00-2.50 | 1.25 | 3.03 | 1.00 | 2.00 | 2.00 | 2.50 | i) < 1.00 crore |
| 0.23-0.30 | 1.50 | 3.78 | 2.00 | 2.00 | 2.25 | 2.50 | ii) 1.00 crore but < 25.00 crore |
| 0.25-3.50 | 1.75 | 4.78 | 3.00 | 2.00-5.00 | 2.50 | 2.50 | iii) 25.00 crore but < 50.00 crore |
| 0.28-4.00 | 2.00 | 5.53 | 4.50 | 6.00-10.50 | 2.75 | 2.75 | iv) 50.00 crore but < 100.00 crore |
| 0.30-8.50 | 2.50 | 5.78 | 6.50 | 2.00 | 3.00 | 3.00 | v) 100.00 crore & above |
| | | | | | | | Fixed Deposits: |
| 8.75 | 3.50-8.00 | 4.23-8.76 | 7.00-10.00 | 5.50-9.00 | 8.00-9.00 | 7.50-9.50 | i) 3 months but < 6 months |
| 9.00 | 3.75-8.25 | 8.33-8.88 | 7.00-10.00 | 5.50-9.50 | 8.50-10.00 | 7.50-9.50 | ii) 6 months but < 1 year |
| 9.25 | 4.00-8.25 | 8.76-9.01 | 7.00-10.00 | 6.00-9.00 | 8.75-10.25 | 7.75-9.50 | iii) 1 year but < 2 years |
| 9.50 | 4.00-8.50 | 9.01 | - | 8.50-9.00 | 8.75 | 7.75-9.50 | iv) 2 years but < 3 years |
| 10.00 | 4.00-8.50 | 9.01 | - | 7.50-9.60 | 8.75 | 7.75-9.50 | v) 3 years & above |
| | | | | | | | Lending Rates: |
| | | | | | | | Agriculture |
| 9.14-11.43 | 9.61-12.11 | 12.11 | 12.11 | 12.10 | 12.11 | 12.11 | Sub-Category-1 |
| - | - | - | - | - | - | - | Sub-Category-2 |
| | | | | | | | Term Loan to Large & Medium Scale Industry |
| 1.24-10.14 | 9.61-13.11 | 13.11 | 13.11 | 11.90-13.10 | 13.11 | 13.11 | Sub-Category-1 |
| - | - | - | - | - | - | - | Sub-Category-2 |
| | | | | | | | Term Loan to Small Industry |
| 1.24-10.14 | 9.61-13.11 | 13.11 | 13.11 | - | 13.11 | 13.11 | Sub-Category-1 |
| - | - | - | - | - | - | - | Sub-Category-2 |
| | | | | | | | Working Capital to Industry |
| | | | | | | | i) Working Capital to Large & Medium Scale Industry |
| 1.24-10.14 | 9.61-13.11 | 13.11 | 13.11 | - | 13.11 | 13.11 | Sub-Category-1 |
| - | - | - | - | - | - | - | Sub-Category-2 |
| | | | | | | | ii) Working Capital to Small Industry |
| 1.24-10.14 | 9.61-13.11 | 13.11 | 13.11 | 4.00-12.95 | 13.11 | 13.11 | Sub-Category-1 |
| - | - | - | - | - | - | - | Sub-Category-2 |
| 9.14-11.43 | 9.61-12.11 | 12.11 | 12.11 | - | 12.11 | 12.11 | Exports |
| | | | | | | | Trade Financing |
| 1.24-10.14 | 9.61-13.11 | 13.11 | 13.11 | - | 13.11 | 13.11 | Sub-Category-1 |
| - | - | - | - | - | 13.11 | - | Sub-Category-2 |
| | | | | | | | Housing Loan |
| 1.19-10.10 | 9.61-13.11 | 13.11 | 13.11 | 9.90-12.65 | 13.11 | 13.11 | Sub-Category-1 |
| - | - | - | - | - | - | - | Sub-Category-2 |
| | | | | | | | Consumer Credit |
| 1.19-9.50 | 9.50-10.93 | 9.00-13.11 | 13.11 | 12.20-13.10 | 12.90-13.11 | 12.90-13.11 | Sub-Category-1 |
| - | - | - | - | - | - | - | Sub-Category-2 |
| | | | | | | | Others |
| 1.24-10.14 | 9.61-13.11 | 13.11 | 13.11 | 5.00-13.10 | 13.11 | 13.11 | Sub-Category-1 |
| - | - | - | 13.11 | - | - | - | Sub-Category-2 |

BANK WISE ANNOUNCED INTEREST RATE STRUCTURE

| Interest Rates on | Foreign | | | |
|--|-------------------------------|----------------------------|------------------------|-------------|
| | Commercaill Bank of Ceylon | Standard Chartered Bank | State Bank of India | Habib Bank |
| | 42 | 43 | 44 | 45 |
| Savings Deposits: | 3.00 | 0.05-3.00 | 1.00-2.00 | 4.00 |
| Special Notice Deposits (SND): | | | | |
| i) < 1.00 crore | 1.00 | 0.05 | 1.00 | 4.50 |
| ii) 1.00 crore but < 25.00 crore | 1.00 | 0.10 | 1.00-1.50 | 5.00 |
| iii) 25.00 crore but < 50.00 crore | 1.25 | 0.30 | 2.25 | 5.50 |
| iv) 50.00 crore but < 100.00 crore | 1.50 | 0.50 | 5.00 | 6.50 |
| v) 100.00 crore & above | 2.50 | 1.00 | 5.00-6.00 | 7.00 |
| Fixed Deposits: | | | | |
| i) 3 months but <6 months | 4.50-9.00 | 0.05-1.50 | 5.50-6.75 | 9.00-9.75 |
| ii) 6 months but < 1 year | 2.50-10.50 | 0.05-3.00 | 5.50-6.75 | 10.00-10.50 |
| iii) 1 year but< 2 years | 3.25-9.25 | 1.03-3.00 | 5.50-6.75 | 9.50-10.00 |
| iv) 2 years but < 3 years | 6.65-11.70 | 1.03-2.00 | 5.50-6.75 | 7.50 |
| v) 3 years & above | 6.75-12.70 | 2.03-2.15 | 5.50-6.75 | 7.50 |
| Lending Rates: | | | | |
| Agriculture | | | | |
| Sub-Category-1 | 10.00-12.11 | 9.10-12.10 | 6.00-8.00 | 11.43 |
| Sub-Category-2 | - | - | - | - |
| Term Loan to Large & Medium Scale Industry | | | | |
| Sub-Category-1 | 11.00-13.11 | 9.00-12.00 | 6.00-8.00 | 12.43 |
| Sub-Category-2 | - | 9.00-12.00 | - | - |
| Term Loan to Small Industry | | | | |
| Sub-Category-1 | 11.00-13.11 | 9.05-11.06 | 6.00-9.00 | 12.43 |
| Sub-Category-2 | - | 9.05-11.06 | - | - |
| Working Capital to Industry | | | | |
| i) Working Capital to Large & Medium Scale Industry | | | | |
| Sub-Category-1 | 11.00-13.11 | 10.11-13.11 | 6.00-9.00 | 12.43 |
| Sub-Category-2 | - | 10.11-13.11 | - | - |
| ii) Working Capital to Small Industry | | | | |
| Sub-Category-1 | 11.00-13.11 | 5.06-6.56 | 6.00-9.00 | 12.43 |
| Sub-Category-2 | - | 5.06-6.56 | - | - |
| Exports | 10.00-12.11 | 7.00-10.00 | 4.00-6.00 | 11.43 |
| Trade Financing | | | | |
| Sub-Category-1 | 11.00-13.11 | 10.11-13.11 | 6.00-9.00 | 12.43 |
| Sub-Category-2 | - | 10.11-13.11 | - | - |
| Housing Loan | | | | |
| Sub-Category-1 | 13.11 | 7.49-10.49 | 6.00-9.00 | - |
| Sub-Category-2 | - | - | - | - |
| Consumer Credit | | | | |
| Sub-Category-1 | 13.11 | 6.00-9.00 | 6.00-9.00 | - |
| Sub-Category-2 | - | 9.00-12.00 | - | - |
| Others | | | | |
| Sub-Category-1 | - | 7.11-10.11 | 6.00-8.00 | 12.43 |
| Sub-Category-2 | - | 3.00-4.50 | - | - |

Source : Department of Off-site Supervision, Bangladesh Bank

- =Not applicable

| Banks | | | | | Interest Rates on |
|---------------------------|--------------|------------|------------|--------------|--|
| National Bank of Pakistan | Citi Bank NA | Woori Bank | HSBC | Bank Alfalah | |
| 46 | 47 | 48 | 49 | 50 | |
| 4.50 | 0.75 | 0.50-2.00 | 0.25-5.00 | 6.50 | Savings Deposits: |
| | | | | | Special Notice Deposits (SND): |
| 0.20 | 0.05 | 0.50 | 0.05 | 0.50-3.25 | i) < 1.00 crore |
| 0.30 | 0.05 | 0.50 | 0.20 | 4.50-5.00 | ii) 1.00 crore but < 25.00 crore |
| 0.40 | 0.05 | 0.50 | 0.40 | 4.88-5.00 | iii) 25.00 crore but < 50.00 crore |
| 0.50 | 0.05 | 0.50 | 0.60 | 4.88-5.00 | iv) 50.00 crore but < 100.00 crore |
| 1.00 | 0.70 | 0.50 | 1.00 | 5.00 | v) 100.00 crore & above |
| | | | | | Fixed Deposits: |
| 5.75 | 0.10 | 1.25-3.50 | 0.20-4.75 | 1.75-10.50 | i) 3 months but <6 months |
| 5.75 | 0.10 | 1.50-4.00 | 0.25-6.00 | 1.50-10.33 | ii) 6 months but < 1 year |
| 5.75 | 0.10 | 1.75-4.50 | 0.30-6.00 | 1.75-9.88 | iii) 1 year but < 2 years |
| 6.50 | - | 3.00-5.00 | 0.30-6.00 | 2.00 | iv) 2 years but < 3 years |
| 6.50 | - | 3.00-6.00 | 0.30-6.00 | 2.00 | v) 3 years & above |
| | | | | | Lending Rates: |
| | | | | | Agriculture |
| 6.50 | 8.65-11.65 | 11.43 | 12.11 | 9.50-12.00 | Sub-Category-1 |
| - | - | - | - | - | Sub-Category-2 |
| | | | | | Term Loan to Large & Medium Scale Industry |
| - | 9.50-12.50 | 12.43 | 13.11 | 10.00-13.11 | Sub-Category-1 |
| - | - | - | - | - | Sub-Category-2 |
| | | | | | Term Loan to Small Industry |
| 8.00 | - | 12.43 | 13.11 | - | Sub-Category-1 |
| - | - | - | - | - | Sub-Category-2 |
| | | | | | Working Capital to Industry |
| | | | | | i) Working Capital to Large & Medium Scale Industry |
| 9.00 | 9.50-12.50 | 12.43 | 13.11 | 9.25-13.11 | Sub-Category-1 |
| - | 9.50-12.50 | - | - | - | Sub-Category-2 |
| | | | | | ii) Working Capital to Small Industry |
| 9.00 | - | 12.43 | 13.11 | 11.00-13.11 | Sub-Category-1 |
| - | - | - | - | - | Sub-Category-2 |
| 9.00 | - | 11.43 | 12.11 | - | Exports |
| | | | | | Trade Financing |
| 9.00 | 8.00-11.00 | 12.43 | - | - | Sub-Category-1 |
| - | 8.00-11.00 | - | - | - | Sub-Category-2 |
| | | | | | Housing Loan |
| 9.00 | - | 9.18-10.93 | 9.00 | - | Sub-Category-1 |
| - | - | - | - | - | Sub-Category-2 |
| | | | | | Consumer Credit |
| 6.75 | - | 9.18-10.93 | 9.75-13.11 | - | Sub-Category-1 |
| - | - | - | - | - | Sub-Category-2 |
| | | | | | Others |
| - | 9.50-12.50 | - | 13.11 | - | Sub-Category-1 |
| - | 9.50-12.50 | - | - | - | Sub-Category-2 |

PROFIT RATE STRUCTURE OF THE ISLAMIC BANKS, 2022

TABLE-XIV

(Percent per annum)

| Nature of Deposits | Islami Bank BD | Al-Arafah Islami Bank | Social Islami Bank | ICB Islami Bank | Shahjalal Islami Bank | Union Bank | EXIM Bank | First Security Islami Bank | Standard Bank | Global Islami Bank |
|---|----------------|-----------------------|--------------------|-----------------|-----------------------|------------|-----------|----------------------------|---------------|--------------------|
| 1) Mudaraba Savings Deposits | 2.92 | 1.90 | 3.00 | 2.25 | 2.20 | 4.87 | 2.68 | 4.15 | 2.95 | 3.00 |
| 2) Mudaraba Term Deposits | | | | | | | | | | |
| a) 3 years | 5.85 | 5.66 | 7.50 | 5.60 | 3.96 | 7.31 | 4.08 | 6.09 | 6.56 | ... |
| b) 2 years | 5.82 | 5.42 | 7.50 | 5.60 | 3.87 | 6.49 | 4.08 | 5.98 | 6.56 | ... |
| c) 1 year | 5.80 | 4.93 | 7.50 | 5.60 | 3.34 | 6.68 | 4.08 | 5.89 | 6.24 | 6.00 |
| d) 6 months | 5.77 | 4.68 | 7.25 | 5.60 | 3.16 | 6.86 | 3.91 | 5.60 | 5.25 | 6.00 |
| e) 3 months | 5.76 | 4.43 | 7.00 | 5.60 | 3.08 | 5.72 | 3.74 | 5.38 | 4.92 | 6.00 |
| f) 1 month | 3.87 | 2.46 | 3.00 | 5.60 | 1.32 | 5.65 | 3.53 | 5.05 | 3.00 | 3.50 |
| 3) Mudaraba Special Notice Deposits | | | | | | | | | | |
| a) Monthly Term Savings Deposit | ... | 5.66 | ... | 5.60 | ... | 8.19 | ... | ... | 3.02 | ... |
| b) Monthly Savings Investment Deposit | ... | 5.66 | ... | ... | ... | ... | ... | ... | 3.50 | ... |
| c) Monthly Profit Based Deposits | ... | 5.66 | ... | ... | ... | ... | 5.27 | 3.43 | 5.00 | ... |
| d) Savings Bond (Islami Bond) | | | | | | | | | | |
| i) 3 years | ... | 5.66 | ... | ... | ... | ... | ... | ... | ... | 7.50 |
| ii) 5 years | 5.28 | 5.66 | ... | ... | ... | ... | ... | ... | ... | 7.50 |
| iii) 8 years | 5.89 | 5.66 | ... | ... | ... | ... | ... | ... | ... | ... |
| e) Benefit Scheme | | | | | | | | | | |
| i) Double Benefit Scheme | ... | 5.66 | 8.00 | ... | 5.45 | 10.92 | ... | 6.77 | 7.22 | 8.18 |
| ii) Triple Benefit Scheme | ... | 5.66 | ... | ... | 5.89 | ... | ... | 7.97 | ... | ... |
| f) Millionaire Scheme Deposit | | | | | | | | | | |
| i) 12 years | ... | 5.66 | 6.50 | ... | 5.98 | 8.82 | 5.70 | 8.10 | 6.56 | ... |
| ii) 15 years | ... | 5.66 | 6.50 | ... | 6.07 | ... | 5.74 | ... | 6.56 | 7.50 |
| iii) 20 years | ... | 5.66 | ... | ... | 6.77 | ... | ... | ... | 6.56 | ... |
| iv) 25 years | ... | ... | ... | ... | 6.94 | ... | ... | ... | 6.56 | ... |
| g) Mudaraba Special Deposit Pension Scheme | | | | | | | | | | |
| i) 3 years | 5.09 | 5.66 | 6.00 | ... | 5.27 | ... | 5.49 | ... | 6.89 | 7.50 |
| ii) 5 years | 5.19 | 5.66 | 6.25 | ... | 5.36 | ... | 5.57 | ... | 6.89 | 7.50 |
| iii) 8 years | ... | ... | ... | ... | 5.45 | ... | 5.44 | ... | 6.89 | 7.50 |
| iv) 10 years | 5.89 | ... | 6.50 | ... | 5.54 | 8.28 | 5.44 | 7.96 | 6.89 | 7.50 |
| v) 12 years | ... | ... | ... | ... | ... | ... | 5.40 | ... | 6.89 | ... |
| h) Mudaraba Education Deposit Scheme | 6.13 | ... | 6.50 | ... | 5.80 | ... | 4.85 | 7.96 | 6.56 | ... |
| i) Mudaraba Steady Money | ... | ... | ... | ... | ... | ... | ... | ... | 4.27 | ... |
| j) Mudaraba Super Savings | ... | ... | 4.00 | ... | ... | ... | 5.23 | ... | 4.27 | ... |
| k) Mudaraba Multi Plus Savings | ... | ... | ... | ... | ... | ... | 4.98 | ... | 3.94 | ... |
| l) Mudaraba Smart Saver Deposits | ... | ... | ... | ... | ... | ... | ... | ... | 3.74 | ... |
| m) Mudaraba Lakhopati Deposits Scheme | ... | 5.66 | 6.50 | ... | 3.69 | 8.60 | ... | ... | 6.56 | 7.50 |
| n) Mudaraba Future Deposits Scheme | ... | ... | ... | ... | ... | ... | ... | ... | 6.56 | ... |
| o) Mudaraba Housing Savings Scheme | ... | ... | 6.50 | 5.25 | 6.77 | ... | 5.70 | ... | 6.24 | ... |
| p) Children Savings Scheme | ... | ... | 3.75 | 5.25 | ... | ... | ... | ... | 4.50 | ... |
| q) Mudaraba Muhar Savings(10yrs.) | 5.89 | 5.66 | 6.50 | ... | ... | 9.08 | 5.44 | ... | ... | 7.50 |
| r) Mudaraba Muhar Savings(5yrs.) | 5.19 | 5.66 | 6.25 | ... | ... | 7.83 | 5.57 | ... | ... | 7.50 |
| s) Mudaraba Monthly Profit Deposit Scheme (10 yrs.) | ... | ... | ... | ... | ... | 7.81 | ... | 6.39 | 5.86 | ... |
| t) Mudaraba Monthly Profit Deposit Scheme (5 yrs.) | 6.25 | 5.66 | ... | ... | ... | ... | 4.89 | 6.39 | 5.57 | ... |
| u) Mudaraba Monthly Profit Deposit Scheme (3 yrs.) | 5.75 | 5.66 | 6.00 | ... | 5.45 | ... | 4.89 | 6.39 | 5.28 | 8.25 |
| v) Mudaraba Marriage Savings Scheme | ... | 5.66 | 6.00 | ... | ... | 7.93 | 5.57 | 6.81 | 5.57 | ... |
| w) Special Notice Deposit | 2.36 | ... | 4.00 | ... | ... | ... | 2.64 | ... | 4.00 | ... |
| 4) Mudaraba Short Term Deposits | ... | 2.25 | ... | 2.50 | 1.32 | 5.56 | ... | 3.43 | 3.50 | 2.50 |
| 5) Mudaraba Hajj Savings Deposits : | | | | | | | | | | |
| a) Hajj Deposit (Term) | | | | | | | | | | |
| i) 1 to 10 years | 5.89 | 5.66 | 6.50 | 5.25 | 5.58 | ... | ... | 9.18 | 6.56 | ... |
| ii) 11 to 25 years | 6.13 | 5.66 | 6.50 | ... | ... | ... | ... | ... | 6.56 | ... |
| iii) One Time Hajj Deposits | ... | 5.66 | ... | ... | ... | ... | ... | ... | 6.56 | ... |
| b) MMPDR / Hajj Deposit (Monthly) | ... | 5.66 | ... | ... | ... | 8.36 | 4.68 | ... | 6.56 | ... |
| c) Cash Waqf. | 6.37 | 5.66 | 8.50 | ... | 6.59 | ... | 5.06 | ... | ... | 3.50 |

Source : Statistics Department, Bangladesh Bank

... =Not applicable

**RATES OF INTEREST ON NON-RESIDENT FOREIGN
CURRENCY DEPOSIT (NFC D) ACCOUNT
STATE OWNED COMMERCIAL BANKS**

TABLE-XV (Contd.)

(Percent per annum)

| Period | Maturity of Deposits | | | | | | | | | | | |
|----------------|----------------------|----------------|-------------|-------------|----------------|-------------|-------------|----------------|-------------|-------------|----------------|-------------|
| | 1 month | | | 3 months | | | 6 months | | | 1 year | | |
| | US Dollar | Pound Sterling | Euro | US Dollar | Pound Sterling | Euro | US Dollar | Pound Sterling | Euro | US Dollar | Pound Sterling | Euro |
| 2009-10 | 0.16 | 0.21 | 0.14 | 0.33 | 0.33 | 0.34 | 0.56 | 0.45 | 0.62 | 0.89 | 0.70 | 0.77 |
| 2010-11 | 0.17 | 0.25 | 0.44 | 0.33 | 0.40 | 0.64 | 0.51 | 0.67 | 0.94 | 0.73 | 0.93 | 1.06 |
| 2011-12 | 0.17 | 0.34 | 0.63 | 0.37 | 0.63 | 0.90 | 0.62 | 0.93 | 1.14 | 0.88 | 1.23 | 1.37 |
| 2012-13 | 0.17 | 0.22 | 0.00 | 0.20 | 0.28 | 0.05 | 0.36 | 0.44 | 0.13 | 0.59 | 0.71 | 0.26 |
| 2013-14 | 0.07 | 0.21 | 0.05 | 0.05 | 0.24 | 0.06 | 0.10 | 0.33 | 0.10 | 0.29 | 0.55 | 0.19 |
| 2014-15 | 0.06 | 0.20 | 0.00 | 0.04 | 0.25 | 0.02 | 0.08 | 0.37 | 0.01 | 0.26 | 0.58 | 0.05 |
| 2015-16 | 0.13 | 0.19 | 0.00 | 0.20 | 0.24 | 0.00 | 0.35 | 0.37 | 0.00 | 0.53 | 0.54 | 0.00 |
| 2016-17 | 0.47 | 0.03 | 0.00 | 0.57 | 0.25 | 0.00 | 0.87 | 0.21 | 0.00 | 1.10 | 0.36 | 0.00 |
| 2017-18 | 1.10 | 0.17 | 0.00 | 1.26 | 0.24 | 0.00 | 1.76 | 0.41 | 0.00 | 1.97 | 0.56 | 0.00 |
| 2018-19 | 1.73 | 0.42 | 0.00 | 1.89 | 0.52 | 0.00 | 2.48 | 0.76 | 0.00 | 2.67 | 0.90 | 0.00 |
| 2019-20 | 1.29 | 0.34 | 0.00 | 1.19 | 0.42 | 0.00 | 1.44 | 0.57 | 0.00 | 1.47 | 0.66 | 0.00 |
| 2020-21 | 0.14 | 0.05 | 0.00 | 0.18 | 0.07 | 0.00 | 0.19 | 0.10 | 0.00 | 0.23 | 0.15 | 0.00 |
| 2021-22 | 0.22 | 0.27 | 0.00 | 0.38 | 0.40 | 0.00 | 0.63 | 0.68 | 0.00 | 0.90 | 0.43 | 0.00 |
| July | 0.11 | 0.06 | 0.00 | 0.13 | 0.08 | 0.00 | 0.16 | 0.11 | 0.00 | 0.16 | 0.18 | 0.00 |
| August | 0.09 | 0.05 | 0.00 | 0.13 | 0.08 | 0.00 | 0.16 | 0.10 | 0.00 | 0.16 | 0.19 | 0.00 |
| September | 0.09 | 0.05 | 0.00 | 0.12 | 0.07 | 0.00 | 0.15 | 0.10 | 0.00 | 0.16 | 0.22 | 0.00 |
| October | 0.08 | 0.06 | 0.00 | 0.12 | 0.10 | 0.00 | 0.15 | 0.14 | 0.00 | 0.15 | 0.37 | 0.00 |
| November | 0.09 | 0.10 | 0.00 | 0.14 | 0.16 | 0.00 | 0.19 | 0.21 | 0.00 | 0.24 | 0.54 | 0.00 |
| December | 0.09 | 0.11 | 0.00 | 0.18 | 0.14 | 0.00 | 0.16 | 0.24 | 0.00 | 0.34 | 0.59 | 0.00 |
| January | 0.10 | 0.10 | 0.00 | 0.21 | 0.17 | 0.00 | 0.23 | 0.49 | 0.00 | 0.50 | 0.49 | 0.00 |
| February | 0.11 | 0.24 | 0.00 | 0.18 | 0.47 | 0.00 | 0.47 | 0.86 | 0.00 | 0.78 | 0.82 | 0.00 |
| March | 0.15 | 0.37 | 0.00 | 0.34 | 0.60 | 0.00 | 0.72 | 1.21 | 0.00 | 1.06 | 0.00 | 0.00 |
| April | 0.34 | 0.62 | 0.00 | 0.82 | 0.92 | 0.00 | 1.30 | 1.36 | 0.00 | 1.93 | 0.00 | 0.00 |
| May | 0.58 | 0.67 | 0.00 | 1.01 | 0.91 | 0.00 | 1.80 | 1.57 | 0.00 | 2.47 | 0.00 | 0.00 |
| June | 0.82 | 0.80 | 0.00 | 1.24 | 1.04 | 0.00 | 2.11 | 1.77 | 0.00 | 2.80 | 1.74 | 0.00 |
| 2022-23 | 2.82 | 1.88 | 0.00 | 3.16 | 2.55 | 0.00 | 3.95 | 3.08 | 0.00 | 4.26 | 2.42 | 0.00 |
| July | 1.18 | 0.89 | 0.00 | 1.62 | 1.21 | 0.00 | 2.58 | 2.05 | 0.00 | 3.23 | 2.11 | 0.00 |
| August | 2.22 | 1.57 | 0.00 | 2.75 | 2.01 | 0.00 | 3.30 | 2.61 | 0.00 | 3.81 | 2.40 | 0.00 |
| September | 1.67 | 1.35 | 0.00 | 2.01 | 1.78 | 0.00 | 3.59 | 3.39 | 0.00 | 4.13 | 0.00 | 0.00 |
| October | 3.15 | 2.36 | 0.00 | 3.77 | 3.08 | 0.00 | 4.28 | 3.93 | 0.00 | 4.81 | 3.61 | 0.00 |
| November | 2.93 | 2.22 | 0.00 | 3.47 | 2.62 | 0.00 | 4.81 | 4.04 | 0.00 | 5.27 | 4.30 | 0.00 |
| December | 2.65 | 1.93 | 0.00 | 3.08 | 2.25 | 0.00 | 4.28 | 3.37 | 0.00 | 4.52 | 2.14 | 0.00 |
| January | 3.17 | 2.33 | 0.00 | 3.53 | 2.67 | 0.00 | 3.88 | 3.12 | 0.00 | 4.08 | 1.79 | 0.00 |
| February | 3.31 | 2.60 | 0.00 | 3.44 | 2.88 | 0.00 | 3.93 | 3.26 | 0.00 | 4.15 | 1.91 | 0.00 |
| March | 2.77 | 2.26 | 0.00 | 3.00 | 2.44 | 0.00 | 3.93 | 3.38 | 0.00 | 4.03 | 2.03 | 0.00 |
| April | 2.92 | 1.17 | 0.00 | 3.15 | 2.57 | 0.00 | 4.00 | 1.90 | 0.00 | 3.97 | 2.13 | 0.00 |
| May | 3.81 | 1.70 | 0.00 | 4.09 | 3.42 | 0.00 | 4.18 | 2.24 | 0.00 | 4.17 | 2.24 | 0.00 |
| June | 4.00 | 2.00 | 0.00 | 4.00 | 3.75 | 0.00 | 4.25 | 2.00 | 0.00 | 4.75 | 2.00 | 0.00 |
| 2023-24 | | | | | | | | | | | | |
| July | 3.15 | 2.03 | 1.55 | 3.33 | 3.15 | 1.45 | 4.29 | 2.45 | 1.27 | 4.41 | 2.57 | 0.76 |
| August | 4.01 | 3.58 | 3.21 | 4.15 | 4.14 | 3.05 | 4.26 | 4.07 | 2.74 | 4.29 | 4.22 | 1.77 |
| September | 3.50 | 3.67 | 3.00 | 3.50 | 3.50 | 3.00 | 3.50 | 4.00 | 3.00 | 3.50 | 4.00 | 2.00 |
| October | 3.51 | 3.66 | 3.54 | 3.58 | 3.51 | 3.39 | 3.65 | 3.86 | 3.14 | 3.62 | 3.89 | 2.36 |
| November | 3.52 | 3.63 | 3.66 | 3.58 | 3.44 | 3.55 | 3.61 | 3.73 | 3.31 | 3.53 | 3.70 | 2.64 |
| December | 3.54 | 3.62 | 3.66 | 3.56 | 3.42 | 3.64 | 3.49 | 3.66 | 3.45 | 3.27 | 3.57 | 2.86 |
| January | 3.54 | 3.63 | 3.66 | 3.53 | 3.40 | 3.67 | 3.39 | 3.57 | 3.55 | 3.11 | 3.33 | 3.04 |
| February | 4.14 | 4.01 | 3.79 | 4.14 | 4.02 | 3.80 | 4.02 | 3.97 | 3.77 | 3.81 | 3.81 | 3.38 |
| March | 4.15 | 4.01 | 3.79 | 4.13 | 4.02 | 3.80 | 4.05 | 3.96 | 3.81 | 3.89 | 3.82 | 3.51 |
| April | 4.14 | 4.07 | 3.79 | 4.13 | 3.99 | 3.80 | 4.08 | 3.92 | 3.82 | 3.98 | 3.80 | 3.61 |

Source : Statistics Department, Bangladesh Bank

**RATES OF INTEREST ON NON-RESIDENT FOREIGN
CURRENCY DEPOSIT (NFC) ACCOUNT
PRIVATE BANKS**

TABLE-XV (Contd.)

(Percent per annum)

| Period | Maturity of Deposits | | | | | | | | | | | |
|----------------|----------------------|----------------|-------------|-------------|----------------|-------------|-------------|----------------|-------------|-------------|----------------|-------------|
| | 1 month | | | 3 months | | | 6 months | | | 1 year | | |
| | US Dollar | Pound Sterling | Euro | US Dollar | Pound Sterling | Euro | US Dollar | Pound Sterling | Euro | US Dollar | Pound Sterling | Euro |
| 2009-10 | 0.20 | 0.46 | 0.28 | 0.25 | 0.56 | 0.42 | 0.40 | 0.60 | 0.53 | 0.79 | 0.79 | 0.70 |
| 2010-11 | 0.14 | 0.30 | 0.40 | 0.19 | 0.42 | 0.54 | 0.28 | 0.56 | 0.65 | 0.57 | 0.83 | 0.88 |
| 2011-12 | 0.10 | 0.31 | 0.57 | 0.22 | 0.51 | 0.72 | 0.35 | 0.66 | 0.81 | 0.89 | 0.95 | 1.00 |
| 2012-13 | 0.09 | 0.24 | 0.18 | 0.18 | 0.38 | 0.29 | 0.30 | 0.44 | 0.39 | 0.81 | 0.70 | 0.52 |
| 2013-14 | 0.23 | 0.29 | 0.20 | 0.25 | 0.42 | 0.28 | 0.40 | 0.48 | 0.38 | 0.65 | 0.81 | 0.50 |
| 2014-15 | 0.42 | 0.43 | 0.26 | 0.39 | 0.51 | 0.28 | 0.71 | 0.69 | 0.43 | 0.82 | 1.05 | 0.53 |
| 2015-16 | 0.44 | 0.43 | 0.30 | 0.47 | 0.50 | 0.31 | 1.11 | 0.70 | 0.49 | 1.18 | 0.90 | 0.51 |
| 2016-17 | 0.49 | 0.31 | 0.32 | 0.85 | 0.38 | 0.26 | 0.91 | 0.51 | 0.38 | 1.04 | 0.63 | 0.46 |
| 2017-18 | 0.78 | 0.31 | 0.17 | 1.62 | 0.39 | 0.18 | 0.99 | 0.51 | 0.25 | 1.09 | 0.58 | 0.32 |
| 2018-19 | 1.33 | 0.36 | 0.16 | 1.64 | 0.52 | 0.17 | 1.50 | 0.57 | 0.24 | 1.61 | 0.69 | 0.31 |
| 2019-20 | 1.06 | 0.40 | 0.22 | 1.13 | 0.56 | 0.19 | 1.17 | 0.54 | 0.26 | 1.32 | 0.70 | 0.32 |
| 2020-21 | 0.28 | 0.12 | 0.08 | 0.47 | 0.27 | 0.15 | 0.46 | 0.32 | 0.23 | 0.70 | 0.49 | 0.32 |
| 2021-22 | 0.32 | 0.20 | 0.04 | 0.53 | 0.32 | 0.12 | 0.58 | 0.44 | 0.18 | 0.80 | 0.45 | 0.26 |
| July | 0.21 | 0.09 | 0.04 | 0.41 | 0.23 | 0.14 | 0.38 | 0.29 | 0.22 | 0.56 | 0.38 | 0.31 |
| August | 0.16 | 0.07 | 0.04 | 0.34 | 0.16 | 0.11 | 0.32 | 0.21 | 0.17 | 0.50 | 0.30 | 0.23 |
| September | 0.21 | 0.07 | 0.04 | 0.41 | 0.22 | 0.14 | 0.39 | 0.31 | 0.22 | 0.58 | 0.40 | 0.31 |
| October | 0.25 | 0.09 | 0.01 | 0.36 | 0.20 | 0.11 | 0.34 | 0.29 | 0.16 | 0.55 | 0.45 | 0.21 |
| November | 0.28 | 0.16 | 0.01 | 0.46 | 0.22 | 0.12 | 0.44 | 0.30 | 0.21 | 0.66 | 0.47 | 0.29 |
| December | 0.26 | 0.14 | 0.04 | 0.43 | 0.28 | 0.14 | 0.44 | 0.38 | 0.22 | 0.67 | 0.59 | 0.31 |
| January | 0.23 | 0.16 | 0.04 | 0.42 | 0.29 | 0.11 | 0.44 | 0.44 | 0.17 | 0.70 | 0.39 | 0.23 |
| February | 0.23 | 0.17 | 0.04 | 0.43 | 0.30 | 0.11 | 0.48 | 0.45 | 0.17 | 0.80 | 0.45 | 0.23 |
| March | 0.35 | 0.25 | 0.04 | 0.64 | 0.43 | 0.14 | 0.72 | 0.54 | 0.22 | 1.05 | 0.53 | 0.31 |
| April | 0.41 | 0.34 | 0.04 | 0.70 | 0.46 | 0.11 | 0.85 | 0.63 | 0.17 | 1.26 | 0.45 | 0.23 |
| May | 0.49 | 0.38 | 0.04 | 0.79 | 0.49 | 0.11 | 0.94 | 0.66 | 0.17 | 1.32 | 0.45 | 0.23 |
| June | 0.68 | 0.48 | 0.04 | 1.01 | 0.52 | 0.09 | 1.17 | 0.73 | 0.13 | 0.94 | 0.54 | 0.18 |
| 2022-23 | 2.00 | 1.55 | 0.75 | 2.51 | 1.69 | 0.79 | 2.73 | 1.98 | 0.87 | 2.87 | 1.91 | 0.92 |
| July | 1.04 | 0.54 | 0.03 | 1.39 | 0.76 | 0.12 | 1.55 | 0.99 | 0.20 | 1.88 | 0.71 | 0.28 |
| August | 1.44 | 0.91 | 0.02 | 1.84 | 1.16 | 0.09 | 2.25 | 1.48 | 0.13 | 2.43 | 1.37 | 0.17 |
| September | 1.61 | 1.30 | 0.01 | 1.95 | 1.39 | 0.11 | 2.31 | 1.74 | 0.35 | 2.71 | 1.84 | 0.21 |
| October | 1.87 | 1.28 | 0.31 | 2.40 | 1.55 | 0.45 | 2.76 | 1.93 | 0.74 | 2.99 | 1.92 | 0.79 |
| November | 2.04 | 1.54 | 0.43 | 2.72 | 1.66 | 0.54 | 2.92 | 2.04 | 0.78 | 3.07 | 2.15 | 0.84 |
| December | 2.09 | 1.76 | 0.71 | 2.72 | 1.78 | 0.76 | 2.90 | 2.06 | 0.95 | 3.19 | 1.97 | 1.06 |
| January | 2.12 | 1.82 | 0.86 | 2.88 | 1.88 | 1.01 | 3.02 | 2.16 | 1.00 | 3.11 | 2.02 | 1.18 |
| February | 2.14 | 1.83 | 0.93 | 2.75 | 1.82 | 0.92 | 2.81 | 2.21 | 0.99 | 3.02 | 1.88 | 0.99 |
| March | 2.15 | 1.90 | 0.94 | 2.68 | 1.89 | 0.90 | 2.65 | 2.24 | 0.95 | 2.78 | 1.74 | 1.29 |
| April | 2.18 | 1.46 | 0.80 | 2.94 | 1.98 | 0.85 | 3.04 | 2.12 | 0.85 | 3.00 | 2.06 | 0.73 |
| May | 2.15 | 1.81 | 0.84 | 2.65 | 2.02 | 0.91 | 2.87 | 2.15 | 0.92 | 2.75 | 2.32 | 0.78 |
| June | 3.46 | 2.56 | 2.20 | 3.46 | 2.60 | 2.80 | 3.93 | 2.80 | 2.60 | 3.77 | 3.13 | 2.40 |
| 2023-24 | | | | | | | | | | | | |
| July | 2.59 | 2.13 | 1.57 | 2.88 | 2.17 | 1.50 | 3.17 | 2.18 | 1.58 | 3.30 | 2.43 | 1.54 |
| August | 2.84 | 2.41 | 1.61 | 3.15 | 2.38 | 1.54 | 3.38 | 2.37 | 1.61 | 3.56 | 2.63 | 1.58 |
| September | 3.00 | 2.78 | 2.80 | 3.53 | 2.70 | 3.00 | 3.81 | 2.80 | 2.80 | 3.79 | 2.78 | 2.60 |
| October | 2.99 | 2.05 | 1.74 | 3.14 | 2.36 | 1.65 | 3.28 | 2.32 | 1.72 | 3.54 | 2.32 | 1.67 |
| November | 2.77 | 2.05 | 1.75 | 3.09 | 2.23 | 1.66 | 3.35 | 2.15 | 1.72 | 3.63 | 2.29 | 1.69 |
| December | 3.12 | 2.81 | 2.08 | 3.38 | 2.75 | 1.88 | 3.55 | 2.62 | 1.87 | 3.79 | 2.72 | 1.69 |
| January | 3.30 | 2.94 | 2.37 | 3.27 | 3.00 | 2.11 | 3.42 | 2.68 | 2.10 | 3.59 | 2.60 | 1.92 |
| February | 3.21 | 2.64 | 2.08 | 3.19 | 2.76 | 1.89 | 3.40 | 2.44 | 1.89 | 3.72 | 2.35 | 1.76 |
| March | 3.94 | 4.08 | 2.99 | 3.91 | 4.00 | 2.65 | 3.97 | 3.82 | 2.64 | 4.30 | 3.88 | 2.47 |
| April | 3.68 | 3.49 | 2.37 | 3.65 | 3.41 | 2.10 | 3.74 | 3.33 | 2.11 | 4.07 | 3.39 | 2.01 |

Source : Statistics Department, Bangladesh Bank

**RATES OF INTEREST ON NON-RESIDENT FOREIGN
CURRENCY DEPOSIT (NFC D) ACCOUNT
FOREIGN BANKS**

TABLE-XV (Concl d.)

(Percent per annum)

| Period | Maturity of Deposits | | | | | | | | | | | |
|----------------|----------------------|----------------|-------------|-------------|----------------|-------------|-------------|----------------|-------------|-------------|----------------|-------------|
| | 1 month | | | 3 months | | | 6 months | | | 1 year | | |
| | US Dollar | Pound Sterling | Euro | US Dollar | Pound Sterling | Euro | US Dollar | Pound Sterling | Euro | US Dollar | Pound Sterling | Euro |
| 2009-10 | 0.65 | 0.13 | 0.17 | 0.80 | 0.24 | 0.30 | 0.65 | 0.35 | 0.44 | 0.81 | 0.51 | 0.58 |
| 2010-11 | 0.76 | 0.28 | 0.31 | 1.10 | 0.42 | 0.54 | 1.19 | 0.51 | 0.62 | 0.80 | 0.54 | 0.79 |
| 2011-12 | 0.56 | 0.42 | 0.50 | 1.06 | 0.66 | 0.75 | 1.43 | 1.00 | 0.93 | 1.17 | 0.94 | 1.25 |
| 2012-13 | 0.55 | 0.40 | 0.50 | 1.48 | 0.56 | 0.75 | 1.47 | 0.69 | 0.62 | 1.30 | 0.86 | 1.25 |
| 2013-14 | 0.91 | 0.39 | 0.46 | 1.16 | 0.54 | 0.66 | 1.17 | 0.62 | 0.77 | 1.12 | 0.80 | 1.16 |
| 2014-15 | 1.02 | 0.42 | 0.46 | 1.15 | 0.57 | 0.58 | 0.77 | 0.67 | 0.99 | 0.95 | 0.87 | 1.08 |
| 2015-16 | 1.03 | 0.44 | 0.52 | 1.18 | 0.65 | 0.63 | 0.83 | 0.71 | 0.90 | 0.96 | 0.90 | 1.10 |
| 2016-17 | 1.01 | 0.44 | 0.49 | 1.13 | 0.58 | 0.48 | 0.87 | 0.67 | 0.73 | 1.05 | 0.80 | 0.93 |
| 2017-18 | 0.88 | 0.54 | 0.52 | 0.80 | 0.58 | 0.39 | 0.85 | 0.67 | 0.57 | 1.12 | 0.77 | 0.72 |
| 2018-19 | 1.00 | 0.61 | 0.55 | 0.80 | 0.64 | 0.36 | 1.02 | 0.76 | 0.53 | 1.28 | 0.84 | 0.70 |
| 2019-20 | 0.82 | 0.49 | 0.53 | 0.94 | 0.64 | 0.38 | 0.93 | 0.81 | 0.57 | 1.13 | 0.81 | 0.75 |
| 2020-21 | 0.49 | 0.38 | 0.54 | 0.75 | 0.46 | 0.46 | 0.58 | 0.72 | 0.70 | 0.68 | 0.70 | 0.93 |
| 2021-22 | 0.42 | 0.38 | 0.54 | 0.53 | 0.48 | 0.50 | 0.51 | 0.64 | 0.75 | 0.57 | 0.71 | 1.00 |
| July | 0.40 | 0.27 | 0.25 | 0.56 | 0.37 | 0.50 | 0.47 | 0.58 | 0.75 | 0.56 | 1.00 | 1.00 |
| August | 0.39 | 0.28 | 0.57 | 0.56 | 0.37 | 0.50 | 0.47 | 0.56 | 0.75 | 0.56 | 1.00 | 1.00 |
| September | 0.41 | 0.27 | 0.57 | 0.37 | 0.37 | 0.50 | 0.47 | 0.57 | 0.75 | 0.55 | 0.66 | 1.00 |
| October | 0.39 | 0.30 | 0.57 | 0.57 | 0.36 | 0.50 | 0.55 | 0.57 | 0.75 | 0.55 | 0.66 | 1.00 |
| November | 0.39 | 0.27 | 0.57 | 0.57 | 0.36 | 0.50 | 0.47 | 0.57 | 0.75 | 0.55 | 0.66 | 1.00 |
| December | 0.41 | 0.29 | 0.57 | 0.39 | 0.37 | 0.50 | 0.47 | 0.85 | 0.75 | 0.55 | 0.66 | 1.00 |
| January | 0.40 | 0.36 | 0.57 | 0.61 | 0.38 | 0.50 | 0.48 | 0.85 | 0.75 | 0.56 | 0.66 | 1.00 |
| February | 0.38 | 0.37 | 0.57 | 0.54 | 0.58 | 0.50 | 0.48 | 0.85 | 0.75 | 0.55 | 0.66 | 1.00 |
| March | 0.42 | 0.47 | 0.57 | 0.55 | 0.58 | 0.50 | 0.48 | 0.58 | 0.75 | 0.60 | 0.66 | 1.00 |
| April | 0.47 | 0.53 | 0.57 | 0.44 | 0.63 | 0.50 | 0.58 | 0.58 | 0.75 | 0.61 | 0.66 | 1.00 |
| May | 0.53 | 0.57 | 0.57 | 0.56 | 0.75 | 0.50 | 0.58 | 0.58 | 0.75 | 0.62 | 0.66 | 1.00 |
| June | 0.52 | 0.62 | 0.57 | 0.65 | 0.60 | 0.50 | 0.64 | 0.58 | 0.75 | 0.62 | 0.63 | 1.00 |
| 2022-23 | 1.49 | 1.06 | 0.58 | 1.79 | 1.15 | 0.54 | 1.88 | 0.73 | 0.77 | 1.76 | 0.71 | 1.00 |
| July | 0.89 | 0.62 | 0.57 | 0.68 | 0.63 | 0.50 | 0.69 | 0.58 | 0.75 | 0.65 | 1.00 | 1.00 |
| August | 0.52 | 0.65 | 0.57 | 0.83 | 0.78 | 0.50 | 0.80 | 0.56 | 0.75 | 0.68 | 1.00 | 1.00 |
| September | 0.53 | 0.39 | 0.57 | 1.43 | 0.54 | 0.50 | 1.66 | 0.57 | 0.75 | 1.82 | 0.66 | 1.00 |
| October | 1.18 | 0.76 | 0.57 | 1.48 | 0.82 | 0.50 | 2.29 | 0.57 | 0.75 | 1.63 | 0.66 | 1.00 |
| November | 1.18 | 0.82 | 0.57 | 2.03 | 1.02 | 0.50 | 1.77 | 0.57 | 0.75 | 1.74 | 0.66 | 1.00 |
| December | 1.58 | 0.95 | 0.57 | 2.00 | 1.03 | 0.50 | 1.83 | 0.85 | 0.75 | 1.86 | 0.66 | 1.00 |
| January | 1.57 | 1.39 | 0.57 | 2.05 | 1.15 | 0.50 | 1.90 | 0.85 | 0.75 | 1.86 | 0.66 | 1.00 |
| February | 1.63 | 1.06 | 0.57 | 2.14 | 1.58 | 0.50 | 2.03 | 0.85 | 0.75 | 1.89 | 0.66 | 1.00 |
| March | 1.67 | 1.51 | 0.57 | 2.21 | 1.58 | 0.50 | 2.03 | 0.94 | 0.75 | 2.08 | 0.66 | 1.00 |
| April | 1.75 | 1.54 | 0.57 | 2.22 | 1.72 | 0.50 | 2.03 | 0.90 | 0.75 | 2.09 | 0.66 | 1.00 |
| May | 1.87 | 1.56 | 0.57 | 2.07 | 1.72 | 0.50 | 2.03 | 0.80 | 0.75 | 2.15 | 0.63 | 1.00 |
| June | 2.25 | 2.00 | 1.00 | 2.20 | 1.67 | 1.00 | 3.50 | 1.00 | 1.00 | 3.00 | 1.00 | 1.00 |
| 2023-24 | | | | | | | | | | | | |
| July | 2.53 | 1.67 | 0.25 | 2.87 | 1.72 | 0.50 | 3.36 | 0.85 | 0.75 | 3.43 | 1.00 | 1.00 |
| August | 2.14 | 1.45 | 0.25 | 2.30 | 1.83 | 0.50 | 2.16 | 0.56 | 0.75 | 3.07 | 1.00 | 1.00 |
| September | 2.25 | 2.00 | 0.00 | 2.40 | 2.00 | 1.00 | 3.00 | 1.50 | 1.00 | 3.80 | 2.00 | 1.00 |
| October | 2.17 | 1.71 | 0.25 | 2.43 | 1.41 | 0.50 | 3.51 | 1.74 | 0.75 | 3.58 | 1.81 | 1.00 |
| November | 2.30 | 1.29 | 0.25 | 2.67 | 2.15 | 0.50 | 3.50 | 1.74 | 0.75 | 3.66 | 1.81 | 1.00 |
| December | 2.31 | 1.29 | 0.25 | 2.54 | 2.15 | 0.50 | 3.00 | 1.74 | 0.75 | 3.21 | 1.81 | 1.00 |
| January | 2.48 | 2.08 | 0.25 | 3.09 | 2.19 | 0.50 | 3.52 | 0.85 | 0.75 | 3.63 | 1.81 | 1.00 |
| February | 2.95 | 2.08 | 0.25 | 3.00 | 2.19 | 0.50 | 3.62 | 0.85 | 0.75 | 3.58 | 1.81 | 1.00 |
| March | 1.97 | 0.50 | 0.25 | 2.16 | 0.75 | 0.50 | 2.91 | 1.74 | 0.75 | 2.94 | 1.81 | 1.00 |
| April | 2.66 | 2.08 | 0.25 | 3.27 | 1.97 | 2.27 | 2.77 | 0.85 | 2.07 | 2.98 | 1.00 | 1.00 |

Source : Statistics Department, Bangladesh Bank

**MONTHLY AVERAGE CALL MONEY
MARKET RATES (Weighted Average)**

TABLE-XVI

(Percent per annum)

| Period | Borrowing Rate | | | Lending Rate | | |
|-------------|----------------|-------------|-------------|--------------|-------------|-------------|
| | Highest | Lowest | Average | Highest | Lowest | Average |
| 2009 | 19.00 | 0.05 | 4.39 | 19.00 | 0.05 | 4.39 |
| 2010 | 190.00 | 2.00 | 8.06 | 190.00 | 2.00 | 8.06 |
| 2011 | 24.00 | 3.00 | 11.16 | 24.00 | 3.00 | 11.16 |
| 2012 | 22.00 | 3.00 | 12.82 | 22.00 | 3.00 | 12.82 |
| 2013 | 13.00 | 5.10 | 7.78 | 13.00 | 5.10 | 7.78 |
| 2014 | 9.90 | 5.00 | 7.14 | 9.90 | 5.00 | 7.14 |
| 2015 | 9.90 | 1.25 | 6.20 | 9.90 | 1.25 | 6.15 |
| 2016 | 5.00 | 1.00 | 3.67 | 5.00 | 1.00 | 3.67 |
| 2017 | 4.50 | 1.50 | 3.77 | 4.50 | 1.50 | 3.77 |
| 2018 | 5.50 | 0.10 | 3.67 | 5.50 | 0.10 | 3.67 |
| 2019 | 5.50 | 0.75 | 4.43 | 5.50 | 0.75 | 4.43 |
| 2020 | 5.50 | 0.30 | 4.01 | 5.50 | 0.30 | 4.01 |
| 2021 | 5.25 | 1.00 | 2.10 | 5.25 | 1.00 | 2.10 |
| 2022 | 7.75 | 1.00 | 4.65 | 7.75 | 1.00 | 4.65 |
| January | 5.25 | 1.00 | 2.43 | 5.25 | 1.00 | 2.43 |
| February | 5.25 | 1.00 | 2.80 | 5.25 | 1.00 | 2.80 |
| March | 5.25 | 1.00 | 2.66 | 5.25 | 1.00 | 2.66 |
| April | 5.25 | 1.00 | 4.58 | 5.25 | 1.00 | 4.58 |
| May | 5.50 | 2.75 | 4.73 | 5.50 | 2.75 | 4.73 |
| June | 5.50 | 3.00 | 4.88 | 5.50 | 3.00 | 4.88 |
| July | 6.50 | 3.25 | 5.34 | 6.50 | 3.25 | 5.34 |
| August | 6.00 | 3.50 | 5.49 | 6.00 | 3.50 | 5.49 |
| September | 6.00 | 4.50 | 5.53 | 6.00 | 4.50 | 5.53 |
| October | 7.75 | 5.00 | 5.79 | 7.75 | 5.00 | 5.79 |
| November | 6.25 | 5.00 | 5.80 | 6.25 | 5.00 | 5.80 |
| December | 7.25 | 5.00 | 5.80 | 7.25 | 5.00 | 5.80 |
| 2023 | 9.75 | 4.25 | 6.68 | 9.75 | 4.25 | 6.68 |
| January | 7.50 | 5.25 | 6.66 | 7.50 | 5.25 | 6.66 |
| February | 7.50 | 5.00 | 6.15 | 7.50 | 5.00 | 6.15 |
| March | 7.50 | 5.00 | 6.03 | 7.50 | 5.00 | 6.03 |
| April | 7.50 | 5.00 | 6.04 | 7.50 | 5.00 | 6.04 |
| May | 7.50 | 5.00 | 6.03 | 7.50 | 5.00 | 6.03 |
| June | 7.50 | 4.50 | 6.06 | 7.50 | 4.50 | 6.06 |
| July | 8.00 | 5.50 | 6.30 | 8.00 | 5.50 | 6.30 |
| August | 8.00 | 4.25 | 6.28 | 8.00 | 4.25 | 6.28 |
| September | 7.75 | 5.50 | 6.41 | 7.75 | 5.50 | 6.41 |
| October | 8.75 | 6.00 | 7.35 | 8.75 | 6.00 | 7.35 |
| November | 9.25 | 7.25 | 8.03 | 9.25 | 7.25 | 8.03 |
| December | 9.75 | 7.25 | 8.84 | 9.75 | 7.25 | 8.84 |
| 2024 | | | | | | |
| January | 10.00 | 7.75 | 9.38 | 10.00 | 7.75 | 9.38 |
| February | 9.50 | 8.00 | 9.30 | 9.50 | 8.00 | 9.30 |
| March | 9.50 | 6.75 | 8.75 | 9.50 | 6.75 | 8.75 |
| April | 9.50 | 7.90 | 8.81 | 9.50 | 7.90 | 8.81 |

Source : Debt Management Department, Bangladesh Bank

SOME INDICATORS OF INCOME, EXPENDITURE & PROFITABILITY OF THE BANKING SECTOR **TABLE-XVII (Contd.)**

(Taka in crore)

| Period | Commercial Banks | | | | | |
|--------|-------------------|-------------------|----------------------|----------------|---------------|-------------------|
| | State Owned Banks | | | | Foreign Banks | |
| | Total Income | Total Expenditure | Net Profit After Tax | Total Manpower | Total Income | Total Expenditure |
| 1993 | 1738.30 | 1769.70 | -31.90 | 64492 | 195.10 | 91.85 |
| 1994 | 1702.56 | 1683.24 | 18.82 | 63804 | 242.36 | 105.74 |
| 1995 | 1982.08 | 1869.11 | 112.37 | 63803 | 335.65 | 151.39 |
| 1996 | 2249.11 | 2220.50 | 28.11 | 63731 | 408.46 | 221.73 |
| 1997 | 2574.08 | 2556.81 | 16.77 | 62723 | 564.10 | 335.64 |
| 1998 | 2815.17 | 2808.69 | -5.98 | 63583 | 585.59 | 326.62 |
| 1999 | 3161.26 | 3164.79 | -16.66 | 62419 | 713.65 | 447.39 |
| 2000 | 3726.27 | 3532.16 | 24.58 | 62091 | 967.50 | 548.08 |
| 2001 | 3878.16 | 3735.96 | 38.24 | 61325 | 1068.91 | 588.17 |
| 2002 | 3665.52 | 3420.35 | 19.88 | 60169 | 1061.90 | 570.79 |
| 2003 | 4165.22 | 3860.79 | 68.21 | 58629 | 772.93 | 252.27 |
| 2004 | 4008.46 | 3693.77 | -1904.72 | 57588 | 1294.25 | 640.37 |
| 2005 | 4836.34 | 3814.70 | -1209.41 | 56417 | 1367.59 | 529.50 |
| 2006 | 5657.36 | 4551.77 | -4415.92 | 54591 | 2372.00 | 988.01 |
| 2007 | 4713.37 | 3243.54 | -809.10 | 52177 | 2656.66 | 1266.59 |
| 2008 | 6750.95 | 5227.88 | 897.68 | 53786 | 3235.57 | 1620.56 |
| 2009 | 8026.68 | 6083.51 | 931.35 | 50600 | 2610.95 | 1401.57 |
| 2010 | 10260.46 | 7163.33 | 1176.26 | 50069 | 2632.77 | 1338.96 |
| 2011 | 13224.12 | 8569.50 | 1799.33 | 54025 | 4378.41 | 1925.60 |
| 2012 | 15725.25 | 11794.04 | -6522.88 | 57989 | 5603.35 | 2796.43 |
| 2013 | 16728.02 | 13949.00 | 2258.44 | 58049 | 5985.94 | 3007.39 |
| 2014 | 18486.49 | 15256.82 | 1227.44 | 56187 | 5906.70 | 2721.73 |
| 2015 | 20782.27 | 17852.88 | 365.93 | 58286 | 5407.47 | 2514.02 |
| 2016 | 20405.58 | 18437.03 | -363.99 | 54405 | 4405.96 | 2009.23 |
| 2017 | 20829.87 | 17032.49 | 1091.04 | 51483 | 4369.22 | 2027.35 |
| 2018 | 21746.61 | 17483.86 | 113.45 | 49552 | 5123.65 | 2321.98 |
| 2019 | 22230.95 | 18888.73 | 155.60 | 52002 | 7224.31 | 3352.81 |
| 2020 | 24064.51 | 20386.94 | 49.26 | 50543 | 6782.25 | 2914.50 |
| 2021 | 26872.24 | 23374.87 | 429.25 | 50956 | 5595.46 | 2450.34 |
| 2022 | 28238.27 | 23696.61 | 494.80 | 49617 | 8090.70 | 2974.91 |

Source : Statistics Department, Bangladesh Bank

Note: From period 2015 BDBL & BASIC banks are treated as State Owned Banks

SOME INDICATORS OF INCOME, EXPENDITURE &

| Period | Commercial | | | | | |
|--------|----------------------|----------------|---------------|-------------------|----------------------|----------------|
| | Foreign Banks | | Private Banks | | | |
| | Net Profit After Tax | Total Manpower | Total Income | Total Expenditure | Net Profit After Tax | Total Manpower |
| 1993 | 54.36 | 826 | 835.92 | 813.51 | 3.23 | 18276 |
| 1994 | 68.32 | 888 | 851.89 | 801.25 | 14.80 | 18794 |
| 1995 | 90.76 | 966 | 943.89 | 831.99 | 56.56 | 20083 |
| 1996 | 98.72 | 1016 | 1132.23 | 939.75 | 131.49 | 21140 |
| 1997 | 134.21 | 1125 | 1414.22 | 1180.04 | 144.48 | 22194 |
| 1998 | 149.43 | 1262 | 1696.46 | 1457.83 | 158.35 | 22893 |
| 1999 | 149.70 | 1311 | 2094.51 | 1760.92 | 178.44 | 24281 |
| 2000 | 220.46 | 1280 | 3267.62 | 2462.09 | 309.97 | 25975 |
| 2001 | 259.81 | 1588 | 4321.00 | 3126.00 | 514.48 | 28068 |
| 2002 | 224.08 | 1305 | 5021.55 | 3930.87 | 458.79 | 28336 |
| 2003 | 276.44 | 1409 | 5921.25 | 4543.82 | 475.59 | 32576 |
| 2004 | 392.01 | 1394 | 7305.97 | 5293.89 | 736.49 | 34786 |
| 2005 | 470.18 | 1713 | 9140.17 | 6599.97 | 954.71 | 36715 |
| 2006 | 624.12 | 2384 | 12757.48 | 9400.62 | 931.54 | 42512 |
| 2007 | 723.33 | 2388 | 16256.55 | 11380.48 | 1995.75 | 45074 |
| 2008 | 1138.42 | 2384 | 21172.70 | 14757.53 | 2818.66 | 46308 |
| 2009 | 708.78 | 2760 | 26262.19 | 17911.02 | 3947.72 | 59874 |
| 2010 | 645.62 | 3143 | 32873.14 | 20435.56 | 6032.03 | 68720 |
| 2011 | 781.04 | 3137 | 41050.18 | 29079.70 | 6999.28 | 75649 |
| 2012 | 1465.12 | 3140 | 52221.36 | 38973.79 | 3962.68 | 81944 |
| 2013 | 1464.63 | 3330 | 57658.75 | 44904.27 | 4644.27 | 85888 |
| 2014 | 1706.03 | 3880 | 61356.65 | 46637.05 | 5511.02 | 93624 |
| 2015 | 1695.81 | 3876 | 64033.43 | 48463.98 | 6145.79 | 92742 |
| 2016 | 1385.13 | 3997 | 66053.23 | 48304.64 | 7075.22 | 101622 |
| 2017 | 1324.35 | 4003 | 71888.84 | 53138.79 | 6877.83 | 107255 |
| 2018 | 1630.73 | 3935 | 84994.49 | 65262.56 | 7866.64 | 114080 |
| 2019 | 2365.71 | 3886 | 97952.06 | 75408.59 | 7018.84 | 123186 |
| 2020 | 2313.30 | 3870 | 94759.71 | 75652.05 | 8023.22 | 127524 |
| 2021 | 1538.70 | 3759 | 91769.50 | 69567.01 | 6687.22 | 134446 |
| 2022 | 3156.83 | 3895 | 103950.01 | 82559.90 | 6137.66 | 147621 |

PROFITABILITY OF THE BANKING SECTOR

TABLE-XVII (Contd.)

(Taka in crore)

| Banks | | | | Period |
|---------------------|--------------------------|-----------------------------|-----------------------|---------------|
| Total | | | | |
| Total Income | Total Expenditure | Net Profit After Tax | Total Manpower | |
| 2769.32 | 2675.06 | 25.69 | 83594 | 1993 |
| 2796.81 | 2590.23 | 101.94 | 83486 | 1994 |
| 3261.62 | 2964.39 | 259.69 | 84852 | 1995 |
| 3789.80 | 3381.98 | 258.32 | 85887 | 1996 |
| 4552.40 | 4072.49 | 295.46 | 86042 | 1997 |
| 5097.22 | 4593.14 | 301.80 | 87738 | 1998 |
| 5969.42 | 5373.10 | 311.48 | 88011 | 1999 |
| 7961.39 | 6542.33 | 555.01 | 89346 | 2000 |
| 9268.07 | 7450.13 | 812.53 | 90981 | 2001 |
| 9748.97 | 7922.01 | 702.75 | 89810 | 2002 |
| 10859.40 | 8656.88 | 820.24 | 92614 | 2003 |
| 12608.68 | 9628.03 | -776.22 | 93768 | 2004 |
| 15344.10 | 10944.17 | 215.48 | 94845 | 2005 |
| 20786.84 | 14940.40 | -2860.26 | 99487 | 2006 |
| 23392.90 | 15872.78 | 1909.98 | 99639 | 2007 |
| 31159.22 | 21605.97 | 4854.76 | 102478 | 2008 |
| 36899.82 | 25396.10 | 5587.85 | 113234 | 2009 |
| 45766.37 | 28937.85 | 7853.91 | 121932 | 2010 |
| 58652.71 | 39574.80 | 9579.65 | 132811 | 2011 |
| 73549.97 | 53564.27 | -1095.08 | 143073 | 2012 |
| 80372.72 | 61860.66 | 8367.35 | 147267 | 2013 |
| 85749.84 | 64615.60 | 8444.49 | 153691 | 2014 |
| 90223.17 | 68830.88 | 8207.53 | 154904 | 2015 |
| 90864.77 | 68750.90 | 8096.36 | 160024 | 2016 |
| 97087.93 | 72198.63 | 9293.22 | 162741 | 2017 |
| 111864.75 | 85068.40 | 9610.82 | 167567 | 2018 |
| 127407.31 | 97650.13 | 9540.15 | 179074 | 2019 |
| 125606.46 | 98953.49 | 10385.78 | 181937 | 2020 |
| 124237.21 | 95392.21 | 8655.17 | 189161 | 2021 |
| 140278.98 | 109231.41 | 9789.28 | 201133 | 2022 |

SOME INDICATORS OF INCOME, EXPENDITURE & PROFITABILITY OF THE BANKING SECTOR

TABLE-XVII (Concl.)

(Taka in crore)

| Period | Bangladesh Bank (Central Bank) | | | | Specialized Banks | | | |
|----------|--------------------------------|----------------------|------------|----------------|-------------------|-------------------|----------------------|----------------|
| | Total Income | Total Expenditure*** | Net Profit | Total Manpower | Total Income | Total Expenditure | Net Profit After Tax | Total Manpower |
| 1993-94 | 665.13 | 188.71 | 476.42 | 6435 | 186.68 | 511.26 | -330.69 | 16871 |
| 1994-95 | 838.06 | 239.33 | 598.73 | 6345 | 310.63 | 617.73 | -307.10 | 16856 |
| 1995-96 | 840.64 | 310.44 | 530.20 | 6281 | 235.97 | 528.04 | -292.07 | 16459 |
| 1996-97 | 936.03 | 301.69 | 634.34 | 6215 | 410.88 | 615.38 | -204.50 | 16273 |
| 1997-98 | 1059.39 | 288.75 | 770.64 | 6129 | 440.48 | 701.50 | -261.02 | 16342 |
| 1998-99 | 1171.56 | 384.70 | 786.86 | 6178 | 492.91 | 766.77 | -296.70 | 16114 |
| 1999-00 | 1159.35 | 363.37 | 795.98 | 6061 | 598.45 | 766.00 | -532.37 | 16036 |
| 2000-01 | 1172.58 | 456.64 | 715.95 | 5926 | 820.34 | 736.36 | 79.81 | 16164 |
| 2001-02 | 1133.15 | 183.34 | 949.41 | 5769 | 636.39 | 748.34 | -114.64 | 16475 |
| 2002-03 | 1725.62 | 365.57 | 760.05 | 5576 | 738.53 | 768.85 | -24.32 | 15837 |
| 2003-04 | 2100.69 | 1161.21 | 939.48 | 5461 | 693.26 | 773.15 | -87.89 | 15300 |
| 2004-05 | 2415.78 | 523.91 | 1891.87 | 5596 | 646.38 | 854.92 | -240.68 | 14350 |
| 2005-06 | 3621.50 | 1217.48 | 2404.02 | 5481 | 1026.09 | 1088.90 | -123.00 | 15406 |
| 2006-07 | 4279.41 | 818.83 | 3460.58 | 5402 | 1234.32 | 1251.53 | -143.62 | 15515 |
| 2007-08 | 4062.03 | 909.20 | 3152.83 | 5304 | 1472.26 | 1497.07 | -167.17 | 15400 |
| 2008-09 | 3088.43 | 582.63 | 2505.80 | 5259 | 1944.90 | 1685.01 | 40.16 | 15388 |
| 2009-10 | 1926.92 | 639.10 | 1287.82 | 5071 | 2327.42 | 2053.65 | 105.76 | 15293 |
| 2010-11 | 9862.54 | 1019.94 | 8842.59 | 4878 | 2610.50 | 2494.17 | -58.41 | 14367 |
| 2011-12* | 8522.74 | 1491.00 | 7031.75 | 4958 | 1818.91 | 1996.95 | -208.04 | 13879 |
| 2012** | ... | ... | ... | ... | 1592.26 | 1228.45 | 86.49 | 2514 |
| 2012-13 | 1685.34 | 1380.94 | 304.41 | 5239 | 1794.89 | 2210.87 | -448.50 | 15034 |
| 2013 | ... | ... | ... | ... | 2163.79 | 1791.26 | 48.86 | 2971 |
| 2013-14 | 5040.63 | 1688.81 | 3351.83 | 5470 | 2035.30 | 2539.12 | -3504.21 | 14237 |
| 2014 | ... | ... | ... | ... | 1988.85 | 1951.38 | 2.91 | 3115 |
| 2014-15 | 2807.48 | 5430.45 | -2622.97 | 6067 | 2105.12 | 2551.56 | -247.50 | 14094 |
| 2015-16 | 3502.18 | 3349.16 | 153.02 | 5726 | 2060.80 | 2816.86 | -674.71 | 13200 |
| 2016-17 | 10866.44 | 3379.37 | 7487.06 | 5664 | 2155.00 | 2921.68 | -555.75 | 12286 |
| 2017-18 | 14247.91 | 4583.18 | 9664.73 | 5741 | 1952.69 | 2861.60 | -610.83 | 12470 |
| 2018-19 | 8954.89 | 3142.64 | 5812.24 | 6369 | 1983.63 | 3057.25 | -704.27 | 12156 |
| 2019-20 | 9035.01 | 2849.38 | 6185.63 | 6391 | 1788.53 | 3360.88 | -1834.47 | 13551 |
| 2020-21 | 8635.34 | 2858.12 | 5777.22 | 6407 | 1959.13 | 3564.66 | -1742.41 | 13275 |
| 2021-22 | 32199.10 | 2952.09 | 29247.01 | 6201 | 2190.03 | 3730.59 | -1563.25 | 11595 |
| 2022-23 | 51886.20 | 4617.75 | 47268.45 | 6060 | ... | ... | ... | ... |

Note:*From period 2011-12 the income,expenditure & profitability of specialized banks(BKB & RAKUB)are calculated on fiscal year basis

** From period 2012 the income, expenditure & profitability of specialized banks (BDBL & BASIC) are calculated on calendar year basis

***Total expenditure includes foreign currency revaluation (loss)

...= Not applicable/available

Source: Statistics Department, Bangladesh Bank

**NUMBER OF PERSONS LEFT FOR ABROAD ON
EMPLOYMENT & TOTAL WORKERS' REMITTANCES**

TABLE-XVIII

| Period | No. of Persons | Remittances | |
|--------------------|----------------|-----------------|------------------|
| | | Million US \$ | Taka in Crore |
| 2009-10 | 427180 | 10987.4 | 76010.83 |
| 2010-11 | 439375 | 11650.32 | 83008.89 |
| 2011-12 | 691402 | 12843.43 | 101591.53 |
| 2012-13 | 441301 | 14461.15 | 115646.16 |
| 2013-14 | 408870 | 14228.30 | 110582.38 |
| 2014-15 | 461829 | 15316.91 | 118982.32 |
| 2015-16 | 684537 | 14931.18 | 116856.72 |
| 2016-17 | 905326 | 12769.45 | 101098.96 |
| 2017-18 | 880037 | 14981.69 | 123156.00 |
| 2018-19 | 692978 | 16419.63 | 138006.57 |
| 2019-20 | 530578 | 18205.01 | 154353.06 |
| 2020-21 | 280258 | 24777.71 | 210130.60 |
| 2021-22 | 988910 | 21031.68 | 181580.54 |
| July | 12380 | 1871.49 | 15870.93 |
| August | 19604 | 1810.10 | 15377.22 |
| September | 42008 | 1726.71 | 14721.70 |
| October | 65223 | 1646.87 | 14099.20 |
| November | 102861 | 1553.70 | 13326.86 |
| December | 131316 | 1630.66 | 13991.06 |
| January | 109698 | 1704.53 | 14651.08 |
| February | 92569 | 1494.47 | 12852.44 |
| March | 120316 | 1859.73 | 16004.71 |
| April | 103975 | 2010.81 | 17339.17 |
| May | 77421 | 1885.34 | 16436.90 |
| June | 111539 | 1837.27 | 16909.26 |
| 2022-23 | 1137931 | 21610.73 | 215073.61 |
| July | 75499 | 2096.32 | 19681.78 |
| August | 92908 | 2036.93 | 19331.61 |
| September | 90814 | 1539.60 | 14720.95 |
| October | 77371 | 1525.54 | 14739.07 |
| November | 85352 | 1595.17 | 15571.32 |
| December | 98411 | 1699.70 | 16800.89 |
| January | 104513 | 1958.87 | 19566.94 |
| February | 109059 | 1560.48 | 15754.34 |
| March | 109438 | 2022.47 | 20621.71 |
| April | 78833 | 1684.91 | 17341.09 |
| May | 101558 | 1691.66 | 17659.05 |
| June | 114175 | 2199.08 | 23284.87 |
| 2023-24 | | | |
| July | 125850 | 1973.15 | 21459.43 |
| August | 138675 | 1599.45 | 17507.23 |
| September | 107584 | 1334.35 | 14673.85 |
| October | 110158 | 1971.43 | 21782.45 |
| November | 110413 | 1930.04 | 21400.44 |
| December | 95197 | 1991.26 | 21934.49 |
| January | 87852 | 2113.15 | 23244.65 |
| February | 74306 | 2164.56 | 23810.16 |
| March ^R | 74679 | 1997.07 | 21967.77 |
| April | 85400 | 2043.06 | 22473.66 |

Note : Six decimal places is used for conversion of US\$ to Tk

Source : 1) Bureau of Manpower, Employment & Training

2) Upto May, 2016 Foreign Exchange Policy Department & From June, 2016 Statistics Department, Bangladesh Bank

R=Revised

COUNTRY-WISE WORKERS'

| Period | Saudi Arabia | UAE | UK | Kuwait | USA | Libya | Qatar | Oman | Singapore |
|-----------------------|-----------------|-----------------|-----------------|-----------------|-----------------|--------------|-----------------|-----------------|----------------|
| 2009-10 | 23709.40 | 13077.51 | 5723.90 | 7050.75 | 10044.26 | 10.45 | 2496.55 | 2414.78 | 1338.39 |
| 2010-11 | 23447.61 | 14274.54 | 6329.35 | 7668.55 | 13162.81 | 42.01 | 2273.66 | 2378.50 | 1443.45 |
| 2011-12 | 29163.28 | 19038.11 | 7809.78 | 9385.64 | 11828.91 | 102.87 | 2651.54 | 3174.06 | 2481.45 |
| 2012-13 | 30645.33 | 22629.95 | 7944.26 | 9487.76 | 14854.69 | 459.93 | 2297.90 | 4875.36 | 3983.39 |
| 2013-14 | 24240.14 | 20866.96 | 7004.67 | 8602.84 | 18056.86 | 559.42 | 2001.52 | 5448.43 | 3335.14 |
| 2014-15 | 25987.26 | 21934.98 | 6309.80 | 8371.97 | 18489.11 | 355.14 | 2409.50 | 7109.66 | 3444.44 |
| 2015-16 | 23165.84 | 21248.76 | 6747.20 | 8122.91 | 18889.25 | 95.89 | 3379.24 | 7132.67 | 3046.16 |
| 2016-17 | 17943.43 | 16573.53 | 6405.74 | 8180.24 | 13373.10 | 17.63 | 4562.31 | 7107.45 | 2380.56 |
| 2017-18 | 21303.06 | 19981.78 | 9090.16 | 9868.49 | 16410.64 | 19.44 | 6950.41 | 7874.33 | 2715.23 |
| 2018-19 | 26143.36 | 21351.11 | 9882.12 | 12301.02 | 15488.66 | 65.78 | 8605.68 | 8961.00 | 3096.06 |
| 2019-20 | 34046.10 | 20962.53 | 11571.72 | 11633.08 | 20382.71 | 34.07 | 8643.36 | 10517.87 | 3878.36 |
| 2020-21 | 48521.20 | 20692.84 | 17161.47 | 15998.64 | 29357.02 | 59.02 | 12298.41 | 13023.29 | 5299.26 |
| 2021-22 | 39158.18 | 17947.88 | 17614.92 | 14591.77 | 29681.06 | 20.14 | 11619.25 | 7728.67 | 3321.23 |
| July | 3921.15 | 1349.91 | 1351.60 | 1262.22 | 2395.20 | 1.95 | 1021.63 | 933.01 | 321.15 |
| August | 3672.32 | 1319.82 | 1239.03 | 1296.63 | 2357.60 | 2.63 | 1071.16 | 848.08 | 320.27 |
| September | 3491.09 | 1123.37 | 1251.43 | 1198.57 | 2542.58 | 2.05 | 935.80 | 696.48 | 307.44 |
| October | 3387.50 | 1049.09 | 1227.16 | 1122.80 | 2516.31 | 2.05 | 915.28 | 556.56 | 274.56 |
| November | 3132.76 | 1080.25 | 1189.18 | 1088.83 | 2330.42 | 1.20 | 906.90 | 536.44 | 228.50 |
| December | 3174.94 | 1033.80 | 1256.46 | 1201.37 | 2302.79 | 1.46 | 993.99 | 527.33 | 261.35 |
| January | 3078.44 | 1193.90 | 1665.10 | 1128.40 | 2402.32 | 1.98 | 960.71 | 593.94 | 283.82 |
| February | 2713.47 | 1102.18 | 1419.43 | 1036.90 | 2027.54 | 1.46 | 841.60 | 498.46 | 246.73 |
| March | 3248.91 | 1584.70 | 1843.99 | 1243.38 | 2653.38 | 1.20 | 1029.44 | 639.42 | 256.20 |
| April | 3242.84 | 2037.09 | 2060.63 | 1278.87 | 3062.62 | 1.55 | 974.05 | 641.89 | 298.18 |
| May | 2876.94 | 2952.01 | 1451.24 | 1281.76 | 2382.09 | 1.31 | 916.55 | 738.18 | 256.58 |
| June | 3217.81 | 2121.77 | 1659.66 | 1452.03 | 2708.21 | 1.29 | 1052.14 | 518.89 | 266.44 |
| 2022-23 | 37457.37 | 30263.66 | 20784.40 | 15455.40 | 34888.23 | 26.30 | 14455.07 | 7915.99 | 4237.19 |
| July | 3282.68 | 2862.25 | 1856.90 | 1331.98 | 3411.30 | 1.13 | 1003.56 | 734.57 | 299.69 |
| August | 3243.02 | 2893.29 | 1727.66 | 1361.90 | 3404.55 | 1.14 | 1247.15 | 486.30 | 315.75 |
| September | 2941.70 | 1705.68 | 1231.91 | 1127.31 | 2655.24 | 1.91 | 1088.10 | 388.39 | 237.89 |
| October | 2980.59 | 1649.13 | 1067.41 | 1279.57 | 2257.81 | 1.55 | 1370.68 | 480.08 | 253.13 |
| November | 2882.09 | 1803.54 | 1377.84 | 1232.78 | 2976.39 | 2.15 | 1183.39 | 486.52 | 290.50 |
| December | 3028.55 | 1913.37 | 1491.19 | 996.37 | 4233.48 | 1.88 | 830.90 | 429.68 | 294.96 |
| January | 3083.77 | 3471.54 | 1991.98 | 1429.01 | 2983.68 | 3.20 | 1207.86 | 642.88 | 392.06 |
| February | 2641.67 | 2138.80 | 1390.70 | 1144.87 | 2341.02 | 2.42 | 1297.42 | 617.06 | 373.95 |
| March | 2889.63 | 3139.64 | 2210.46 | 1710.94 | 3099.17 | 2.04 | 1516.19 | 1085.60 | 418.25 |
| April | 2843.37 | 2100.60 | 1803.98 | 1390.76 | 2533.99 | 2.68 | 1211.57 | 861.75 | 399.54 |
| May | 3341.28 | 2460.13 | 1729.20 | 1237.22 | 2350.63 | 1.98 | 1212.16 | 753.48 | 381.75 |
| June | 4299.02 | 4125.69 | 2905.16 | 1212.70 | 2640.97 | 4.24 | 1286.07 | 949.68 | 579.72 |
| 2023-24 | | | | | | | | | |
| July | 3344.28 | 3588.77 | 2406.25 | 1248.64 | 2175.14 | 2.18 | 1235.59 | 1313.57 | 464.28 |
| August | 3189.16 | 2611.55 | 2403.80 | 1272.45 | 1863.74 | 1.64 | 747.60 | 708.74 | 294.22 |
| September | 2377.00 | 2827.88 | 1626.46 | 1025.03 | 1552.67 | 1.43 | 798.05 | 466.60 | 270.86 |
| October | 2770.33 | 3638.68 | 2592.22 | 1679.68 | 2033.36 | 1.77 | 1116.62 | 820.83 | 465.72 |
| November | 2155.52 | 4218.35 | 2950.32 | 1292.32 | 2433.17 | 2.11 | 972.31 | 735.80 | 495.75 |
| December | 1822.71 | 4879.59 | 3088.38 | 1348.83 | 2314.88 | 1.32 | 923.97 | 856.12 | 665.22 |
| January | 1970.43 | 4929.43 | 2666.40 | 1485.99 | 2300.65 | 1.10 | 1225.07 | 979.44 | 787.93 |
| February ^R | 2008.60 | 5274.94 | 2954.71 | 1376.98 | 3749.57 | 1.54 | 1232.88 | 744.70 | 803.11 |
| March ^R | 1978.02 | 4010.49 | 2894.87 | 1388.75 | 2951.74 | 1.98 | 964.26 | 1044.12 | 521.51 |
| April | 2149.51 | 4210.91 | 2211.88 | 1550.34 | 3650.24 | 1.21 | 1146.64 | 1538.57 | 560.34 |

Source : Upto May, 2016 Foreign Exchange Policy Department & From June, 2016 Statistics Department, Bangladesh Bank

R=Revised

REMITTANCES

TABLE-XIX

(Taka in crore)

| Germany | Bahrain | Iran | Japan | Malaysia | Australia | Italy | South Korea | Hong Kong: SAR of China | Other Countries | Total |
|----------------|----------------|-------------|----------------|-----------------|----------------|-----------------|----------------|-------------------------|-----------------|------------------|
| 114.12 | 1177.05 | 31.07 | 101.96 | 4061.92 | 58.46 | 1259.93 | 143.63 | 57.54 | 3139.17 | 76010.83 |
| 184.06 | 1326.45 | 16.46 | 108.62 | 5011.17 | 93.97 | 1538.18 | 170.37 | 79.38 | 3459.75 | 83008.89 |
| 275.82 | 2371.47 | 8.96 | 173.68 | 6712.38 | 422.03 | 1914.88 | 239.72 | 178.82 | 3658.11 | 101591.53 |
| 206.71 | 2890.24 | 21.25 | 169.73 | 7967.16 | 488.01 | 1866.27 | 494.84 | 156.27 | 4207.09 | 115646.16 |
| 209.31 | 3570.17 | 3.03 | 132.67 | 8274.33 | 422.62 | 2095.19 | 455.27 | 137.57 | 5166.24 | 110582.38 |
| 164.36 | 4306.54 | 1.09 | 126.69 | 10732.61 | 480.41 | 2020.39 | 469.15 | 152.87 | 6116.35 | 118982.32 |
| 204.66 | 3806.94 | 1.41 | 178.34 | 10364.01 | 540.57 | 2736.71 | 506.56 | 211.20 | 6478.38 | 116856.72 |
| 251.79 | 3465.39 | 0.16 | 181.68 | 8729.76 | 411.69 | 4047.08 | 638.68 | 150.21 | 6678.55 | 101098.96 |
| 330.55 | 4451.49 | 0.33 | 258.69 | 9103.38 | 464.69 | 5434.02 | 791.07 | 174.71 | 7933.54 | 123156.00 |
| 509.61 | 3950.01 | 0.00 | 416.44 | 10065.44 | 480.43 | 6368.19 | 945.79 | 168.77 | 9207.10 | 138006.57 |
| 447.22 | 3706.67 | 0.08 | 418.39 | 10439.32 | 519.90 | 5926.43 | 1507.86 | 144.89 | 9572.50 | 154353.06 |
| 567.27 | 4899.60 | 0.08 | 674.55 | 16981.38 | 1202.29 | 6877.01 | 1773.80 | 181.15 | 14562.34 | 210130.60 |
| 722.60 | 4890.27 | 0.93 | 598.07 | 8813.70 | 1110.07 | 9111.64 | 1171.40 | 178.03 | 13300.73 | 181580.54 |
| 45.62 | 392.30 | 0.85 | 51.31 | 939.37 | 84.13 | 654.85 | 60.72 | 15.52 | 1068.44 | 15870.93 |
| 58.53 | 388.32 | 0.00 | 52.33 | 817.58 | 66.26 | 772.30 | 79.35 | 14.87 | 1000.14 | 15377.22 |
| 56.95 | 370.96 | 0.00 | 50.56 | 714.89 | 85.60 | 767.07 | 76.48 | 13.13 | 1037.26 | 14721.70 |
| 45.37 | 347.50 | 0.00 | 43.32 | 702.10 | 96.83 | 718.80 | 80.13 | 14.73 | 999.09 | 14099.20 |
| 45.12 | 377.15 | 0.00 | 41.09 | 618.09 | 77.20 | 631.82 | 77.11 | 11.06 | 953.73 | 13326.86 |
| 54.40 | 400.34 | 0.00 | 54.74 | 656.80 | 85.37 | 777.09 | 102.79 | 14.59 | 1091.46 | 13991.06 |
| 63.61 | 407.68 | 0.00 | 49.51 | 681.53 | 93.52 | 774.19 | 101.00 | 15.13 | 1156.34 | 14651.08 |
| 56.16 | 420.11 | 0.00 | 44.72 | 645.43 | 77.06 | 579.73 | 98.56 | 10.06 | 1032.86 | 12852.44 |
| 69.54 | 494.67 | 0.00 | 51.55 | 700.78 | 117.38 | 739.08 | 112.05 | 14.72 | 1204.31 | 16004.71 |
| 76.23 | 425.03 | 0.09 | 42.08 | 798.66 | 144.18 | 848.67 | 105.20 | 15.44 | 1285.86 | 17339.17 |
| 63.64 | 453.44 | 0.00 | 64.69 | 796.94 | 80.21 | 881.77 | 168.96 | 22.32 | 1048.28 | 16436.90 |
| 87.43 | 412.78 | 0.00 | 52.18 | 741.52 | 102.34 | 966.27 | 109.06 | 16.47 | 1422.95 | 16909.26 |
| 1125.28 | 5276.47 | 0.50 | 1123.27 | 11195.26 | 1294.52 | 11772.18 | 1164.76 | 187.69 | 16450.07 | 215073.61 |
| 86.94 | 417.80 | 0.09 | 115.39 | 1308.04 | 122.71 | 1217.34 | 196.79 | 15.77 | 1416.85 | 19681.78 |
| 77.16 | 393.86 | 0.09 | 125.47 | 1016.06 | 139.70 | 1204.64 | 142.55 | 13.86 | 1537.47 | 19331.61 |
| 59.38 | 322.51 | 0.00 | 52.30 | 749.53 | 92.27 | 827.65 | 76.40 | 11.28 | 1151.50 | 14720.95 |
| 61.64 | 487.52 | 0.10 | 45.60 | 681.81 | 77.97 | 842.29 | 84.83 | 13.33 | 1104.02 | 14739.07 |
| 68.33 | 310.81 | 0.00 | 75.85 | 677.06 | 91.37 | 834.51 | 104.55 | 16.30 | 1157.33 | 15571.32 |
| 85.90 | 181.28 | 0.00 | 102.40 | 778.41 | 91.33 | 940.03 | 131.96 | 14.93 | 1254.26 | 16800.89 |
| 111.88 | 400.95 | 0.00 | 167.71 | 972.42 | 121.37 | 950.34 | 143.94 | 19.08 | 1473.26 | 19566.94 |
| 86.32 | 591.62 | 0.00 | 59.16 | 923.47 | 119.23 | 851.68 | 62.70 | 15.35 | 1096.91 | 15754.34 |
| 118.89 | 581.70 | 0.00 | 72.60 | 1007.60 | 134.80 | 1057.36 | 40.68 | 22.84 | 1513.33 | 20621.71 |
| 88.00 | 502.66 | 0.00 | 89.03 | 952.83 | 112.08 | 1015.41 | 60.21 | 15.13 | 1357.51 | 17341.09 |
| 85.08 | 538.23 | 0.00 | 128.82 | 897.01 | 77.98 | 1000.99 | 52.82 | 16.91 | 1393.38 | 17659.05 |
| 195.78 | 547.53 | 0.21 | 88.94 | 1231.01 | 113.72 | 1029.94 | 67.34 | 12.92 | 1994.23 | 23284.87 |
| 104.73 | 528.23 | 0.11 | 55.79 | 1268.76 | 89.18 | 1235.59 | 79.94 | 16.64 | 2301.74 | 21459.43 |
| 53.74 | 252.41 | 0.00 | 41.16 | 911.35 | 66.11 | 1217.83 | 47.94 | 12.92 | 1810.87 | 17507.23 |
| 81.71 | 283.17 | 0.00 | 64.77 | 696.33 | 63.34 | 1022.39 | 84.24 | 10.34 | 1421.58 | 14673.85 |
| 182.31 | 571.35 | 0.00 | 95.57 | 1378.04 | 120.10 | 1969.83 | 84.97 | 11.49 | 2249.59 | 21782.45 |
| 94.69 | 527.79 | 0.55 | 51.78 | 1583.71 | 93.14 | 1647.47 | 89.70 | 17.08 | 2038.88 | 21400.44 |
| 73.58 | 560.57 | 0.11 | 138.79 | 1667.95 | 110.59 | 1298.71 | 71.27 | 13.77 | 2098.10 | 21934.49 |
| 130.35 | 714.56 | 0.00 | 73.70 | 1757.47 | 114.84 | 1515.14 | 127.71 | 11.55 | 2452.89 | 23244.65 |
| 142.23 | 569.36 | 0.00 | 85.47 | 1398.43 | 118.91 | 1100.22 | 147.07 | 10.89 | 2090.55 | 23810.16 |
| 149.82 | 860.75 | 0.00 | 67.98 | 1345.41 | 121.22 | 1193.83 | 151.14 | 10.34 | 2311.54 | 21967.77 |
| 110.77 | 609.29 | 0.00 | 40.04 | 1460.58 | 115.39 | 1153.90 | 161.70 | 8.80 | 1793.55 | 22473.66 |

EXCHANGE

(Taka per

| Period | Australian Dollar | | ACU Dollar | | Bahrain Dinar | |
|----------------|-------------------|--------------|----------------|---------------|----------------|---------------|
| | Period Average | End Period | Period Average | End Period | Period Average | End Period |
| | 1 | 2 | 3 | 4 | 5 | 6 |
| 2009-10 | 61.05 | 58.93 | 69.18 | 69.45 | 183.54 | 184.20 |
| 2010-11 | 70.51 | 79.22 | 71.17 | 74.15 | 188.78 | 196.65 |
| 2011-12 | 81.65 | 83.78 | 79.10 | 81.82 | 209.80 | 217.03 |
| 2012-13 | 82.13 | 71.10 | 79.93 | 77.77 | 212.02 | 206.27 |
| 2013-14 | 71.37 | 73.17 | 77.72 | 77.63 | 206.16 | 205.92 |
| 2014-15 | 65.01 | 59.81 | 77.67 | 77.81 | 206.03 | 206.35 |
| 2015-16 | 57.02 | 58.42 | 78.26 | 78.40 | 207.57 | 207.76 |
| 2016-17 | 59.66 | 61.93 | 79.12 | 80.60 | 209.83 | 213.64 |
| 2017-18 | 63.66 | 61.58 | 82.10 | 83.73 | 217.65 | 221.47 |
| 2018-19 | 60.13 | 59.32 | 84.03 | 84.50 | 222.78 | 224.14 |
| 2019-20 | 56.94 | 58.28 | 84.78 | 84.90 | 224.80 | 224.84 |
| 2020-21 | 63.34 | 63.71 | 84.81 | 84.81 | 224.92 | 224.97 |
| 2021-22 | 62.63 | 64.31 | 86.30 | 93.45 | 228.90 | 247.88 |
| July | 63.12 | 62.56 | 84.80 | 84.81 | 224.93 | 224.95 |
| August | 62.08 | 62.17 | 84.95 | 85.20 | 225.32 | 225.99 |
| September | 62.41 | 61.37 | 85.26 | 85.50 | 226.15 | 226.79 |
| October | 63.25 | 64.44 | 85.61 | 85.68 | 227.09 | 227.25 |
| November | 62.74 | 61.29 | 85.78 | 85.80 | 227.51 | 227.56 |
| December | 61.33 | 62.20 | 85.80 | 85.80 | 227.57 | 227.56 |
| January | 61.75 | 60.09 | 85.95 | 86.00 | 227.99 | 228.09 |
| February | 61.59 | 62.21 | 86.00 | 86.00 | 228.10 | 228.12 |
| March | 63.33 | 64.74 | 86.06 | 86.20 | 228.26 | 228.65 |
| April | 63.75 | 61.61 | 86.23 | 86.45 | 228.70 | 229.28 |
| May | 61.51 | 64.06 | 87.18 | 89.00 | 231.24 | 236.07 |
| June | 64.74 | 64.31 | 92.03 | 93.45 | 244.13 | 247.88 |
| 2022-23 | 66.96 | 70.79 | 99.46 | 106.00 | 263.79 | 281.17 |
| July | 64.31 | 66.16 | 93.89 | 94.70 | 249.03 | 251.19 |
| August | 66.05 | 65.09 | 94.91 | 95.00 | 251.73 | 251.99 |
| September | 64.09 | 62.62 | 95.62 | 96.00 | 253.62 | 254.64 |
| October | 61.54 | 62.20 | 96.62 | 97.00 | 256.21 | 257.26 |
| November | 64.40 | 65.54 | 97.62 | 98.00 | 258.90 | 259.91 |
| December | 66.71 | 67.11 | 98.85 | 99.00 | 262.16 | 262.56 |
| January | 69.35 | 70.60 | 99.89 | 100.00 | 264.94 | 265.22 |
| February | 69.72 | 68.02 | 100.96 | 101.00 | 267.78 | 267.87 |
| March | 68.11 | 68.18 | 101.96 | 102.00 | 270.40 | 270.45 |
| April | 68.79 | 68.06 | 102.92 | 103.00 | 272.98 | 273.17 |
| May | 69.41 | 68.11 | 104.39 | 104.50 | 276.88 | 277.19 |
| June | 71.05 | 70.79 | 105.88 | 106.00 | 280.85 | 281.17 |
| 2023-24 | | | | | | |
| July | 73.20 | 72.48 | 108.76 | 109.00 | 288.48 | 289.12 |
| August | 71.07 | 70.92 | 109.46 | 109.50 | 290.34 | 290.45 |
| September | 70.67 | 70.52 | 109.97 | 110.25 | 291.74 | 292.44 |
| October | 70.20 | 70.44 | 110.49 | 110.50 | 293.14 | 292.95 |
| November | 71.97 | 73.13 | 110.88 | 110.50 | 294.25 | 293.41 |
| December | 73.67 | 74.92 | 110.15 | 110.00 | 292.25 | 291.78 |
| January | 73.20 | 72.62 | 110.00 | 110.00 | 291.91 | 291.74 |
| February | 71.82 | 71.47 | 110.00 | 110.00 | 291.81 | 292.01 |
| March | 72.14 | 71.74 | 110.00 | 110.00 | 291.96 | 292.01 |
| April | 71.67 | 72.23 | 110.00 | 110.00 | 291.79 | 291.74 |

Note : 1. Exchange rates between Taka & other foreign currencies (except USD) are based on their cross rates with US dollar

RATES

TABLE-XX (Contd.)

Currencies)

| Canadian Dollar | | Chinese Yuan | | Danish Krone | | EURO | |
|-----------------|--------------|----------------|--------------|----------------|--------------|----------------|---------------|
| Period Average | End Period | Period Average | End Period | Period Average | End Period | Period Average | End Period |
| 7 | 8 | 9 | 10 | 11 | 12 | 13 | 14 |
| 65.57 | 65.67 | 10.13 | 10.23 | 12.93 | 11.37 | 96.24 | 84.66 |
| 71.12 | 76.41 | 10.74 | 11.46 | 13.03 | 14.35 | 97.14 | 107.02 |
| 78.84 | 80.45 | 12.47 | 12.94 | 14.22 | 13.91 | 105.78 | 103.45 |
| 79.62 | 73.90 | 12.72 | 12.59 | 13.87 | 13.57 | 103.37 | 101.19 |
| 72.69 | 72.81 | 12.65 | 12.62 | 14.14 | 14.21 | 105.46 | 105.96 |
| 66.46 | 62.78 | 12.65 | 12.73 | 12.54 | 11.72 | 93.46 | 87.43 |
| 59.08 | 60.63 | 12.18 | 11.82 | 11.65 | 11.73 | 86.88 | 87.21 |
| 59.65 | 61.98 | 11.62 | 11.90 | 11.60 | 12.40 | 86.26 | 92.21 |
| 64.69 | 63.21 | 12.66 | 12.65 | 13.16 | 13.00 | 97.99 | 96.86 |
| 63.50 | 64.54 | 12.33 | 12.29 | 12.85 | 12.87 | 95.88 | 96.08 |
| 63.28 | 62.16 | 12.08 | 11.99 | 12.56 | 12.81 | 93.73 | 95.44 |
| 66.17 | 68.39 | 12.81 | 13.13 | 13.59 | 13.57 | 101.15 | 100.90 |
| 68.19 | 72.48 | 13.37 | 13.92 | 13.08 | 13.11 | 97.32 | 97.57 |
| 67.81 | 67.69 | 13.10 | 13.06 | 13.48 | 13.50 | 100.25 | 100.44 |
| 67.52 | 67.60 | 13.11 | 13.17 | 13.45 | 13.52 | 100.03 | 100.51 |
| 67.26 | 67.03 | 13.20 | 13.18 | 13.50 | 13.33 | 100.40 | 99.15 |
| 68.72 | 69.15 | 13.30 | 13.41 | 13.35 | 13.32 | 99.29 | 99.07 |
| 68.33 | 67.34 | 13.41 | 13.45 | 13.17 | 13.03 | 97.94 | 96.89 |
| 67.00 | 67.08 | 13.47 | 13.47 | 13.04 | 13.09 | 96.99 | 97.38 |
| 68.08 | 67.38 | 13.52 | 13.49 | 13.09 | 12.88 | 97.39 | 95.85 |
| 67.63 | 67.68 | 13.54 | 13.60 | 13.11 | 13.03 | 97.57 | 96.91 |
| 67.95 | 69.06 | 13.56 | 13.58 | 12.74 | 12.93 | 94.77 | 96.18 |
| 68.36 | 67.44 | 13.45 | 13.17 | 12.57 | 12.27 | 93.47 | 91.27 |
| 67.83 | 70.33 | 13.03 | 13.36 | 12.40 | 12.89 | 92.25 | 95.93 |
| 71.87 | 72.48 | 13.74 | 13.92 | 13.08 | 13.11 | 97.33 | 97.57 |
| 74.26 | 80.40 | 14.33 | 14.71 | 14.01 | 15.51 | 104.28 | 115.44 |
| 72.55 | 74.02 | 13.94 | 14.04 | 12.87 | 13.01 | 95.77 | 96.78 |
| 73.52 | 72.55 | 13.97 | 13.79 | 12.92 | 12.79 | 96.10 | 95.13 |
| 71.96 | 70.55 | 13.75 | 13.50 | 12.75 | 12.57 | 94.79 | 93.46 |
| 70.50 | 71.31 | 13.57 | 13.52 | 12.78 | 12.99 | 95.06 | 96.66 |
| 72.62 | 72.16 | 13.63 | 13.65 | 13.38 | 13.61 | 99.53 | 101.22 |
| 72.75 | 73.07 | 14.15 | 14.20 | 14.05 | 14.13 | 104.49 | 105.55 |
| 74.36 | 74.70 | 14.69 | 14.79 | 14.47 | 14.59 | 107.60 | 108.46 |
| 75.15 | 74.39 | 14.79 | 14.53 | 14.53 | 14.40 | 108.17 | 107.15 |
| 74.48 | 75.24 | 14.78 | 14.81 | 14.66 | 14.85 | 109.15 | 110.62 |
| 76.37 | 76.00 | 14.95 | 14.88 | 15.12 | 15.22 | 112.65 | 113.53 |
| 77.26 | 76.84 | 14.95 | 14.76 | 15.24 | 15.06 | 113.54 | 112.18 |
| 79.60 | 80.40 | 14.81 | 14.71 | 15.38 | 15.51 | 114.58 | 115.44 |
| 82.25 | 82.24 | 15.18 | 15.29 | 16.14 | 16.12 | 120.23 | 120.07 |
| 81.29 | 80.91 | 15.26 | 15.25 | 16.09 | 16.05 | 119.48 | 119.64 |
| 81.06 | 81.56 | 15.31 | 15.37 | 15.78 | 15.63 | 117.67 | 116.56 |
| 80.68 | 79.92 | 15.39 | 15.39 | 15.64 | 15.71 | 116.70 | 117.30 |
| 80.82 | 81.31 | 15.50 | 15.56 | 16.11 | 16.26 | 119.79 | 121.22 |
| 82.03 | 83.03 | 15.51 | 15.53 | 16.12 | 16.28 | 120.89 | 121.41 |
| 82.04 | 82.10 | 15.48 | 15.48 | 16.10 | 16.00 | 120.08 | 119.26 |
| 81.52 | 81.01 | 15.48 | 15.49 | 15.92 | 15.99 | 118.67 | 119.22 |
| 81.26 | 81.24 | 15.50 | 15.50 | 15.05 | 15.92 | 119.63 | 118.74 |
| 80.58 | 80.52 | 15.49 | 15.48 | 15.84 | 15.81 | 118.19 | 117.93 |

Source : Statistics Department, Bangladesh Bank

EXCHANGE

(Taka per

| Period | Hong Kong Dollar | | Indian Rupee | | Indonesian Rupiah | |
|----------------|------------------|--------------|----------------|-------------|-------------------|-------------|
| | Period Average | End Period | Period Average | End Period | Period Average | End Period |
| | 15 | 16 | 17 | 18 | 19 | 20 |
| 2009-10 | 8.92 | 8.92 | 1.49 | 1.50 | 0.01 | 0.01 |
| 2010-11 | 9.15 | 9.53 | 1.57 | 1.66 | 0.01 | 0.01 |
| 2011-12 | 10.18 | 10.55 | 1.58 | 1.47 | 0.01 | 0.01 |
| 2012-13 | 10.31 | 10.03 | 1.46 | 1.31 | 0.01 | 0.01 |
| 2013-14 | 10.02 | 10.02 | 1.27 | 1.29 | 0.01 | 0.01 |
| 2014-15 | 10.02 | 10.04 | 1.25 | 1.22 | 0.01 | 0.01 |
| 2015-16 | 10.09 | 10.10 | 1.18 | 1.16 | 0.01 | 0.01 |
| 2016-17 | 10.19 | 10.33 | 1.19 | 1.25 | 0.01 | 0.01 |
| 2017-18 | 10.49 | 10.67 | 1.26 | 1.22 | 0.01 | 0.01 |
| 2018-19 | 10.72 | 10.82 | 1.19 | 1.23 | 0.01 | 0.01 |
| 2019-20 | 10.88 | 10.95 | 1.17 | 1.12 | 0.01 | 0.01 |
| 2020-21 | 10.93 | 10.92 | 1.15 | 1.14 | 0.01 | 0.01 |
| 2021-22 | 11.06 | 11.91 | 1.15 | 1.18 | 0.01 | 0.01 |
| July | 10.92 | 10.90 | 1.14 | 1.14 | 0.01 | 0.01 |
| August | 10.92 | 10.94 | 1.15 | 1.16 | 0.01 | 0.01 |
| September | 10.96 | 10.98 | 1.16 | 1.15 | 0.01 | 0.01 |
| October | 11.00 | 11.01 | 1.14 | 1.14 | 0.01 | 0.01 |
| November | 11.01 | 11.00 | 1.15 | 1.14 | 0.01 | 0.01 |
| December | 11.00 | 11.00 | 1.14 | 1.15 | 0.01 | 0.01 |
| January | 11.03 | 11.04 | 1.16 | 1.15 | 0.01 | 0.01 |
| February | 11.03 | 11.01 | 1.15 | 1.15 | 0.01 | 0.01 |
| March | 11.00 | 11.01 | 1.13 | 1.14 | 0.01 | 0.01 |
| April | 11.00 | 11.02 | 1.13 | 1.13 | 0.01 | 0.01 |
| May | 11.11 | 11.34 | 1.13 | 1.15 | 0.01 | 0.01 |
| June | 11.73 | 11.91 | 1.18 | 1.18 | 0.01 | 0.01 |
| 2022-23 | 12.69 | 13.54 | 1.22 | 1.29 | 0.01 | 0.01 |
| July | 11.96 | 12.06 | 1.18 | 1.19 | 0.01 | 0.01 |
| August | 12.10 | 12.10 | 1.19 | 1.19 | 0.01 | 0.01 |
| September | 12.18 | 12.23 | 1.19 | 1.18 | 0.01 | 0.01 |
| October | 12.31 | 12.36 | 1.18 | 1.18 | 0.01 | 0.01 |
| November | 12.46 | 12.55 | 1.20 | 1.20 | 0.01 | 0.01 |
| December | 12.69 | 12.70 | 1.20 | 1.20 | 0.01 | 0.01 |
| January | 12.78 | 12.76 | 1.22 | 1.23 | 0.01 | 0.01 |
| February | 12.87 | 12.88 | 1.22 | 1.22 | 0.01 | 0.01 |
| March | 12.99 | 12.99 | 1.24 | 1.24 | 0.01 | 0.01 |
| April | 13.11 | 13.12 | 1.26 | 1.26 | 0.01 | 0.01 |
| May | 13.32 | 13.34 | 1.27 | 1.26 | 0.01 | 0.01 |
| June | 13.52 | 13.54 | 1.29 | 1.29 | 0.01 | 0.01 |
| 2023-24 | | | | | | |
| July | 13.93 | 13.98 | 1.32 | 1.33 | 0.01 | 0.01 |
| August | 13.99 | 13.95 | 1.32 | 1.33 | 0.01 | 0.01 |
| September | 14.05 | 14.10 | 1.32 | 1.32 | 0.01 | 0.01 |
| October | 14.12 | 14.13 | 1.33 | 1.33 | 0.01 | 0.01 |
| November | 14.20 | 14.16 | 1.33 | 1.33 | 0.01 | 0.01 |
| December | 14.11 | 14.09 | 1.32 | 1.32 | 0.01 | 0.01 |
| January | 14.07 | 14.07 | 1.32 | 1.32 | 0.01 | 0.01 |
| February | 14.06 | 14.05 | 1.33 | 1.33 | 0.01 | 0.01 |
| March | 14.06 | 14.06 | 1.32 | 1.32 | 0.01 | 0.01 |
| April | 14.05 | 14.06 | 1.32 | 1.32 | 0.01 | 0.01 |

RATES

TABLE-XX (Contd.)

Currencies)

| Iranian Riyal | | Japanese Yen | | Kuwaiti Dinar | | Malaysian Ringgit | |
|----------------|-------------|----------------|-------------|----------------|---------------|-------------------|--------------|
| Period Average | End Period | Period Average | End Period | Period Average | End Period | Period Average | End Period |
| 21 | 22 | 23 | 24 | 25 | 26 | 27 | 28 |
| 0.01 | 0.01 | 0.76 | 0.78 | 253.28 | 238.89 | 20.47 | 21.33 |
| 0.01 | 0.01 | 0.86 | 0.92 | 253.51 | 270.16 | 23.09 | 24.56 |
| 0.01 | 0.01 | 1.01 | 1.02 | 285.58 | 292.27 | 25.63 | 25.81 |
| 0.01 | 0.01 | 0.92 | 0.78 | 282.78 | 272.62 | 25.93 | 24.61 |
| 0.00 | 0.00 | 0.77 | 0.77 | 274.81 | 275.48 | 23.95 | 24.19 |
| 0.00 | 0.00 | 0.68 | 0.63 | 265.05 | 257.42 | 22.54 | 20.55 |
| 0.00 | 0.00 | 0.67 | 0.76 | 258.94 | 259.52 | 18.96 | 19.50 |
| 0.00 | 0.00 | 0.73 | 0.72 | 260.45 | 265.73 | 18.48 | 18.77 |
| 0.00 | 0.00 | 0.74 | 0.76 | 272.38 | 276.82 | 20.18 | 20.74 |
| 0.00 | 0.00 | 0.76 | 0.78 | 276.78 | 278.46 | 20.37 | 20.45 |
| 0.00 | 0.00 | 0.78 | 0.79 | 277.50 | 275.87 | 20.18 | 19.84 |
| 0.00 | 0.00 | 0.80 | 0.77 | 279.00 | 281.68 | 20.56 | 20.42 |
| 0.00 | 0.00 | 0.74 | 0.68 | 284.79 | 304.60 | 20.40 | 21.21 |
| 0.00 | 0.00 | 0.77 | 0.77 | 281.87 | 282.03 | 20.22 | 20.08 |
| 0.00 | 0.00 | 0.77 | 0.78 | 282.44 | 283.24 | 20.13 | 20.50 |
| 0.00 | 0.00 | 0.77 | 0.76 | 283.38 | 283.44 | 20.47 | 20.42 |
| 0.00 | 0.00 | 0.76 | 0.75 | 283.87 | 283.97 | 20.56 | 20.69 |
| 0.00 | 0.00 | 0.75 | 0.76 | 283.75 | 283.45 | 20.53 | 20.30 |
| 0.00 | 0.00 | 0.75 | 0.75 | 283.37 | 283.54 | 20.37 | 20.57 |
| 0.00 | 0.00 | 0.75 | 0.75 | 284.15 | 283.92 | 20.52 | 20.53 |
| 0.00 | 0.00 | 0.75 | 0.74 | 284.33 | 283.64 | 20.53 | 20.46 |
| 0.00 | 0.00 | 0.73 | 0.71 | 283.22 | 283.60 | 20.49 | 20.50 |
| 0.00 | 0.00 | 0.69 | 0.67 | 282.65 | 282.24 | 20.24 | 19.82 |
| 0.00 | 0.00 | 0.68 | 0.70 | 284.46 | 290.80 | 19.90 | 20.34 |
| 0.00 | 0.00 | 0.69 | 0.68 | 300.11 | 304.60 | 20.91 | 21.21 |
| 0.00 | 0.00 | 0.73 | 0.74 | 323.64 | 344.77 | 22.16 | 22.63 |
| 0.00 | 0.00 | 0.69 | 0.71 | 305.41 | 308.47 | 21.15 | 21.28 |
| 0.00 | 0.00 | 0.70 | 0.68 | 309.03 | 308.39 | 21.26 | 21.23 |
| 0.00 | 0.00 | 0.67 | 0.67 | 309.27 | 309.23 | 21.06 | 20.66 |
| 0.00 | 0.00 | 0.66 | 0.66 | 311.64 | 313.31 | 20.59 | 20.52 |
| 0.00 | 0.00 | 0.69 | 0.71 | 316.46 | 318.49 | 21.16 | 21.90 |
| 0.00 | 0.00 | 0.73 | 0.74 | 322.38 | 323.16 | 22.39 | 22.40 |
| 0.00 | 0.00 | 0.77 | 0.77 | 326.84 | 327.49 | 23.06 | 23.53 |
| 0.00 | 0.00 | 0.76 | 0.74 | 329.89 | 328.83 | 23.15 | 22.52 |
| 0.00 | 0.00 | 0.76 | 0.77 | 332.42 | 332.63 | 22.83 | 23.05 |
| 0.00 | 0.00 | 0.77 | 0.76 | 335.84 | 336.00 | 23.26 | 23.09 |
| 0.00 | 0.00 | 0.76 | 0.75 | 340.09 | 339.73 | 23.12 | 22.64 |
| 0.00 | 0.00 | 0.75 | 0.74 | 344.42 | 344.77 | 22.85 | 22.63 |
| 0.00 | 0.00 | 0.77 | 0.77 | 354.39 | 354.82 | 23.68 | 24.03 |
| 0.00 | 0.00 | 0.76 | 0.75 | 355.56 | 355.52 | 23.75 | 23.60 |
| 0.00 | 0.00 | 0.74 | 0.74 | 356.15 | 356.39 | 23.50 | 23.43 |
| 0.00 | 0.00 | 0.74 | 0.74 | 357.27 | 357.20 | 23.29 | 23.19 |
| 0.00 | 0.00 | 0.74 | 0.75 | 359.34 | 358.36 | 23.64 | 23.75 |
| 0.00 | 0.00 | 0.76 | 0.78 | 357.74 | 358.01 | 23.65 | 23.94 |
| 0.00 | 0.00 | 0.75 | 0.75 | 357.64 | 357.49 | 23.50 | 23.25 |
| 0.00 | 0.00 | 0.74 | 0.73 | 357.31 | 357.67 | 23.07 | 23.09 |
| 0.00 | 0.00 | 0.73 | 0.73 | 357.76 | 357.55 | 23.33 | 23.28 |
| 0.00 | 0.00 | 0.72 | 0.70 | 357.30 | 357.14 | 23.09 | 23.07 |

EXCHANGE

(Taka per

| Period | Myanmar Kyat | | Nepalese Rupee | | New Zealand Dollar | |
|----------------|----------------|-------------|----------------|-------------|--------------------|--------------|
| | Period Average | End Period | Period Average | End Period | Period Average | End Period |
| | 29 | 30 | 31 | 32 | 33 | 34 |
| 2009-10 | 10.78 | 10.82 | 0.93 | 0.93 | 48.64 | 48.06 |
| 2010-11 | 11.09 | 11.55 | 0.98 | 1.03 | 53.99 | 61.19 |
| 2011-12 | 12.32 | 12.74 | 0.99 | 0.90 | 63.62 | 65.52 |
| 2012-13 | 12.45 | 12.11 | 0.91 | 0.81 | 65.70 | 60.24 |
| 2013-14 | 12.11 | 12.09 | 0.79 | 0.81 | 64.54 | 68.16 |
| 2014-15 | 0.08 | 0.07 | 0.78 | 0.76 | 60.44 | 53.34 |
| 2015-16 | 0.06 | 0.07 | 0.74 | 0.72 | 52.30 | 55.76 |
| 2016-17 | 0.06 | 0.06 | 0.74 | 0.78 | 56.38 | 58.84 |
| 2017-18 | 0.06 | 0.06 | 0.79 | 0.77 | 58.73 | 56.56 |
| 2018-19 | 0.05 | 0.06 | 0.74 | 0.74 | 56.36 | 56.78 |
| 2019-20 | 0.06 | 0.06 | 0.74 | 0.74 | 54.05 | 54.51 |
| 2020-21 | 0.06 | 0.05 | 0.76 | 0.77 | 58.97 | 59.29 |
| 2021-22 | 0.05 | 0.05 | 0.76 | 0.79 | 58.77 | 58.10 |
| July | 0.05 | 0.05 | 0.76 | 0.76 | 59.34 | 58.94 |
| August | 0.05 | 0.05 | 0.76 | 0.76 | 59.26 | 59.64 |
| September | 0.05 | 0.05 | 0.77 | 0.76 | 60.21 | 58.76 |
| October | 0.05 | 0.05 | 0.76 | 0.77 | 60.28 | 61.39 |
| November | 0.05 | 0.05 | 0.76 | 0.76 | 60.28 | 58.56 |
| December | 0.05 | 0.05 | 0.76 | 0.76 | 58.21 | 58.61 |
| January | 0.05 | 0.05 | 0.76 | 0.76 | 58.05 | 56.21 |
| February | 0.05 | 0.05 | 0.76 | 0.76 | 57.38 | 57.93 |
| March | 0.05 | 0.05 | 0.73 | 0.75 | 59.02 | 60.15 |
| April | 0.05 | 0.05 | 0.74 | 0.74 | 58.58 | 56.59 |
| May | 0.05 | 0.05 | 0.74 | 0.76 | 55.97 | 58.35 |
| June | 0.05 | 0.05 | 0.78 | 0.79 | 58.57 | 58.10 |
| 2022-23 | 0.05 | 0.05 | 0.83 | 0.89 | 61.33 | 65.11 |
| July | 0.05 | 0.05 | 0.78 | 0.79 | 58.19 | 59.57 |
| August | 0.05 | 0.05 | 0.79 | 0.78 | 59.46 | 58.23 |
| September | 0.05 | 0.05 | 0.78 | 0.77 | 56.95 | 55.01 |
| October | 0.05 | 0.05 | 0.78 | 0.79 | 54.95 | 56.41 |
| November | 0.05 | 0.05 | 0.80 | 0.81 | 59.12 | 60.76 |
| December | 0.05 | 0.05 | 0.83 | 0.83 | 62.79 | 62.48 |
| January | 0.05 | 0.05 | 0.85 | 0.85 | 63.95 | 64.69 |
| February | 0.05 | 0.05 | 0.85 | 0.85 | 63.56 | 62.30 |
| March | 0.05 | 0.05 | 0.86 | 0.87 | 63.29 | 63.49 |
| April | 0.05 | 0.05 | 0.88 | 0.88 | 63.93 | 63.71 |
| May | 0.05 | 0.05 | 0.88 | 0.88 | 64.89 | 63.10 |
| June | 0.05 | 0.05 | 0.90 | 0.89 | 64.93 | 65.11 |
| 2023-24 | | | | | | |
| July | 0.05 | 0.05 | 0.92 | 0.92 | 67.67 | 67.22 |
| August | 0.05 | 0.05 | 0.92 | 0.92 | 65.71 | 65.23 |
| September | 0.05 | 0.05 | 0.92 | 0.92 | 65.16 | 65.56 |
| October | 0.05 | 0.05 | 0.92 | 0.91 | 65.26 | 64.57 |
| November | 0.05 | 0.05 | 0.93 | 0.93 | 66.36 | 68.03 |
| December | 0.05 | 0.05 | 0.95 | 0.93 | 68.47 | 69.57 |
| January | 0.05 | 0.05 | 0.93 | 0.92 | 68.03 | 67.50 |
| February | 0.05 | 0.05 | 0.92 | 0.92 | 67.41 | 67.10 |
| March | 0.05 | 0.05 | 0.92 | 0.92 | 66.96 | 65.77 |
| April | 0.05 | 0.05 | 0.92 | 0.92 | 65.58 | 65.76 |

Note :

From July'14 Myanmar Kyat has been changed due to floating exchange rate

RATES

TABLE-XX (Contd.)

Currencies)

| Norwegian Krone | | Omani Riyal | | Pakistani Rupee | | Philippines Peso | |
|-----------------|-------------|----------------|---------------|-----------------|-------------|------------------|-------------|
| Period Average | End Period | Period Average | End Period | Period Average | End Period | Period Average | End Period |
| 35 | 36 | 37 | 38 | 39 | 40 | 41 | 42 |
| 11.61 | 10.67 | 179.70 | 180.38 | 0.83 | 0.81 | 1.49 | 1.50 |
| 12.28 | 13.78 | 184.85 | 192.58 | 0.83 | 0.86 | 1.62 | 1.71 |
| 13.79 | 13.72 | 205.30 | 212.52 | 0.89 | 0.87 | 1.84 | 1.94 |
| 13.88 | 12.81 | 207.59 | 201.99 | 0.83 | 0.78 | 1.93 | 1.80 |
| 12.90 | 12.68 | 201.88 | 201.64 | 0.76 | 0.79 | 1.79 | 1.78 |
| 10.96 | 9.90 | 201.75 | 202.12 | 0.77 | 0.76 | 1.75 | 1.72 |
| 9.32 | 9.34 | 203.28 | 203.63 | 0.75 | 0.75 | 1.68 | 1.67 |
| 9.40 | 9.61 | 205.49 | 209.23 | 0.76 | 0.77 | 1.62 | 1.60 |
| 10.27 | 10.22 | 213.23 | 217.47 | 0.75 | 0.69 | 1.60 | 1.57 |
| 9.92 | 9.90 | 218.26 | 219.48 | 0.62 | 0.52 | 1.59 | 1.65 |
| 9.11 | 8.78 | 220.28 | 220.52 | 0.54 | 0.51 | 1.66 | 1.71 |
| 9.69 | 9.90 | 220.28 | 220.29 | 0.53 | 0.54 | 1.75 | 1.74 |
| 9.67 | 9.42 | 224.16 | 242.73 | 0.49 | 0.46 | 1.69 | 1.70 |
| 9.69 | 9.63 | 220.27 | 220.28 | 0.53 | 0.52 | 1.70 | 1.68 |
| 9.60 | 9.83 | 220.67 | 221.30 | 0.52 | 0.51 | 1.69 | 1.71 |
| 9.84 | 9.75 | 221.45 | 222.08 | 0.51 | 0.50 | 1.70 | 1.68 |
| 10.10 | 10.15 | 222.37 | 222.53 | 0.50 | 0.50 | 1.69 | 1.70 |
| 9.83 | 9.51 | 222.79 | 222.86 | 0.49 | 0.49 | 1.70 | 1.71 |
| 9.56 | 9.77 | 222.86 | 222.86 | 0.48 | 0.48 | 1.70 | 1.68 |
| 9.72 | 9.57 | 223.26 | 223.38 | 0.49 | 0.49 | 1.68 | 1.68 |
| 9.70 | 9.73 | 223.38 | 223.38 | 0.49 | 0.48 | 1.68 | 1.67 |
| 9.73 | 10.06 | 223.53 | 223.90 | 0.48 | 0.47 | 1.65 | 1.66 |
| 9.73 | 9.27 | 223.97 | 224.55 | 0.47 | 0.47 | 1.66 | 1.66 |
| 9.10 | 9.46 | 226.45 | 231.17 | 0.45 | 0.45 | 1.67 | 1.70 |
| 9.45 | 9.42 | 239.05 | 242.73 | 0.45 | 0.46 | 1.71 | 1.70 |
| 9.68 | 9.79 | 258.33 | 275.32 | 0.41 | 0.37 | 1.78 | 1.90 |
| 9.38 | 9.79 | 243.87 | 246.29 | 0.43 | 0.39 | 1.68 | 1.71 |
| 9.77 | 9.68 | 246.51 | 246.75 | 0.43 | 0.43 | 1.70 | 1.69 |
| 9.37 | 9.00 | 248.36 | 249.35 | 0.41 | 0.41 | 1.66 | 1.63 |
| 9.13 | 9.39 | 250.94 | 251.92 | 0.44 | 0.44 | 1.64 | 1.67 |
| 9.63 | 9.79 | 253.54 | 254.55 | 0.44 | 0.44 | 1.70 | 1.73 |
| 10.01 | 10.00 | 256.74 | 257.14 | 0.44 | 0.44 | 1.78 | 1.78 |
| 10.06 | 10.03 | 259.46 | 259.74 | 0.43 | 0.37 | 1.82 | 1.83 |
| 9.87 | 9.77 | 262.24 | 262.34 | 0.38 | 0.39 | 1.84 | 1.83 |
| 9.70 | 9.80 | 264.85 | 264.94 | 0.37 | 0.36 | 1.86 | 1.87 |
| 9.81 | 9.69 | 267.33 | 267.53 | 0.36 | 0.36 | 1.86 | 1.86 |
| 9.68 | 9.34 | 271.12 | 271.43 | 0.37 | 0.37 | 1.87 | 1.86 |
| 9.78 | 9.79 | 275.02 | 275.32 | 0.37 | 0.37 | 1.89 | 1.90 |
| 10.56 | 10.69 | 282.48 | 283.12 | 0.39 | 0.39 | 1.98 | 1.99 |
| 10.48 | 10.34 | 284.30 | 284.42 | 0.37 | 0.36 | 1.94 | 1.93 |
| 10.25 | 10.19 | 285.60 | 286.36 | 0.37 | 0.39 | 1.94 | 1.94 |
| 10.06 | 9.91 | 286.99 | 287.01 | 0.39 | 0.39 | 1.94 | 1.94 |
| 10.16 | 10.37 | 289.30 | 287.01 | 0.39 | 0.39 | 1.99 | 1.99 |
| 10.45 | 10.83 | 286.11 | 285.71 | 0.39 | 0.39 | 1.98 | 1.99 |
| 10.59 | 10.54 | 285.72 | 285.71 | 0.39 | 0.39 | 1.96 | 1.95 |
| 10.43 | 10.39 | 285.72 | 285.71 | 0.39 | 0.40 | 1.96 | 1.96 |
| 10.38 | 10.17 | 285.71 | 285.75 | 0.39 | 0.40 | 1.97 | 1.96 |
| 10.12 | 10.01 | 285.71 | 285.68 | 0.40 | 0.39 | 1.93 | 1.91 |

EXCHANGE

(Taka per

| Period | Qatar Riyal | | Russian Ruble | | Saudi Arabian Riyal | |
|----------------|----------------|--------------|----------------|-------------|---------------------|--------------|
| | Period Average | End Period | Period Average | End Period | Period Average | End Period |
| | 43 | 44 | 45 | 46 | 47 | 48 |
| 2009-10 | 19.01 | 19.08 | 2.29 | 2.22 | 18.63 | 18.52 |
| 2010-11 | 19.55 | 20.36 | 2.41 | 2.65 | 18.98 | 19.77 |
| 2011-12 | 21.72 | 22.47 | 2.61 | 2.49 | 21.09 | 21.82 |
| 2012-13 | 21.95 | 21.36 | 2.56 | 2.36 | 21.31 | 20.74 |
| 2013-14 | 21.35 | 21.32 | 2.30 | 2.30 | 20.72 | 20.70 |
| 2014-15 | 21.33 | 21.37 | 1.64 | 1.40 | 20.71 | 20.74 |
| 2015-16 | 21.49 | 21.53 | 1.17 | 1.22 | 20.87 | 20.90 |
| 2016-17 | 21.71 | 21.58 | 1.30 | 1.36 | 21.10 | 21.49 |
| 2017-18 | 22.43 | 23.00 | 1.39 | 1.33 | 21.89 | 22.32 |
| 2018-19 | 23.08 | 23.21 | 1.28 | 1.34 | 22.40 | 22.53 |
| 2019-20 | 23.27 | 23.32 | 1.28 | 1.21 | 22.60 | 22.63 |
| 2020-21 | 23.25 | 22.91 | 1.14 | 1.16 | 22.61 | 22.61 |
| 2021-22 | 23.60 | 25.51 | 1.17 | 1.77 | 23.01 | 24.91 |
| July | 23.12 | 23.29 | 1.15 | 1.15 | 22.61 | 22.61 |
| August | 23.14 | 23.06 | 1.15 | 1.16 | 22.65 | 22.72 |
| September | 23.32 | 23.30 | 1.17 | 1.18 | 22.73 | 22.79 |
| October | 23.42 | 23.41 | 1.20 | 1.21 | 22.83 | 22.84 |
| November | 23.49 | 23.38 | 1.18 | 1.15 | 22.87 | 22.87 |
| December | 23.52 | 23.56 | 1.16 | 1.16 | 22.86 | 22.86 |
| January | 23.55 | 23.51 | 1.12 | 1.10 | 22.90 | 22.92 |
| February | 23.54 | 23.48 | 1.10 | 0.82 | 22.92 | 22.92 |
| March | 23.52 | 23.53 | 0.79 | 1.03 | 22.94 | 22.98 |
| April | 23.60 | 23.65 | 1.06 | 1.17 | 22.99 | 23.05 |
| May | 23.85 | 24.38 | 1.34 | 1.44 | 23.24 | 23.73 |
| June | 25.15 | 25.51 | 1.62 | 1.77 | 24.53 | 24.91 |
| 2022-23 | 27.19 | 29.10 | 1.46 | 1.27 | 26.48 | 28.26 |
| July | 25.63 | 25.73 | 1.61 | 1.52 | 25.00 | 25.21 |
| August | 25.87 | 25.86 | 1.57 | 1.58 | 25.26 | 25.29 |
| September | 26.07 | 26.21 | 1.59 | 1.66 | 25.43 | 25.49 |
| October | 26.48 | 26.39 | 1.57 | 1.58 | 25.70 | 25.81 |
| November | 26.68 | 26.75 | 1.60 | 1.61 | 25.97 | 26.08 |
| December | 26.98 | 27.03 | 1.51 | 1.36 | 26.29 | 26.33 |
| January | 27.31 | 27.30 | 1.43 | 1.42 | 26.59 | 26.64 |
| February | 27.61 | 27.64 | 1.38 | 1.35 | 26.91 | 26.91 |
| March | 27.86 | 27.91 | 1.34 | 1.32 | 27.15 | 27.16 |
| April | 28.15 | 28.25 | 1.27 | 1.28 | 27.44 | 27.46 |
| May | 28.59 | 28.65 | 1.32 | 1.39 | 27.84 | 27.87 |
| June | 29.05 | 29.10 | 1.28 | 1.27 | 28.23 | 28.26 |
| 2023-24 | | | | | | |
| July | 29.84 | 29.91 | 1.20 | 1.19 | 28.99 | 29.06 |
| August | 30.03 | 30.04 | 1.14 | 1.14 | 29.18 | 29.19 |
| September | 30.16 | 30.24 | 1.14 | 1.14 | 29.32 | 29.39 |
| October | 30.29 | 30.23 | 1.13 | 1.19 | 29.46 | 29.45 |
| November | 30.42 | 30.31 | 1.22 | 1.25 | 29.56 | 29.46 |
| December | 29.07 | 30.17 | 1.21 | 1.20 | 29.37 | 29.33 |
| January | 30.18 | 30.17 | 1.23 | 1.23 | 29.33 | 29.33 |
| February | 30.17 | 30.17 | 1.20 | 1.20 | 29.33 | 29.33 |
| March | 30.15 | 30.17 | 1.20 | 1.19 | 29.33 | 29.33 |
| April | 30.15 | 30.16 | 1.19 | 1.18 | 29.33 | 29.33 |

RATES

TABLE-XX (Contd.)

Currencies)

| South Korean Won | | Singapore Dollar | | Swedish Krona | | Sri Lankan Rupee | |
|------------------|-------------|------------------|--------------|----------------|-------------|------------------|-------------|
| Period Average | End Period | Period Average | End Period | Period Average | End Period | Period Average | End Period |
| 49 | 50 | 51 | 52 | 53 | 54 | 55 | 56 |
| 0.06 | 0.06 | 49.19 | 49.51 | 9.54 | 8.94 | 0.61 | 0.61 |
| 0.06 | 0.07 | 55.09 | 60.14 | 10.67 | 11.75 | 0.64 | 0.68 |
| 0.07 | 0.07 | 62.78 | 64.65 | 11.76 | 11.82 | 0.68 | 0.61 |
| 0.07 | 0.07 | 64.54 | 61.36 | 12.12 | 11.60 | 0.62 | 0.60 |
| 0.07 | 0.08 | 61.70 | 62.12 | 11.90 | 11.52 | 0.59 | 0.60 |
| 0.07 | 0.07 | 59.32 | 57.80 | 10.06 | 9.44 | 0.59 | 0.58 |
| 0.07 | 0.07 | 56.33 | 58.16 | 9.31 | 9.25 | 0.55 | 0.54 |
| 0.07 | 0.07 | 56.84 | 58.43 | 8.97 | 9.52 | 0.53 | 0.52 |
| 0.07 | 0.08 | 61.19 | 61.21 | 9.90 | 9.34 | 0.53 | 0.53 |
| 0.07 | 0.07 | 61.55 | 62.47 | 9.19 | 9.10 | 0.49 | 0.48 |
| 0.07 | 0.07 | 61.35 | 60.92 | 8.81 | 9.10 | 0.47 | 0.46 |
| 0.07 | 0.08 | 62.99 | 63.04 | 9.90 | 9.95 | 0.45 | 0.43 |
| 0.07 | 0.07 | 63.47 | 67.05 | 9.48 | 9.13 | 0.38 | 0.26 |
| 0.07 | 0.07 | 62.67 | 62.53 | 9.83 | 9.88 | 0.43 | 0.43 |
| 0.07 | 0.07 | 62.70 | 63.32 | 9.79 | 9.89 | 0.43 | 0.43 |
| 0.07 | 0.07 | 63.27 | 62.82 | 9.87 | 9.71 | 0.43 | 0.43 |
| 0.07 | 0.07 | 63.32 | 63.51 | 9.87 | 9.97 | 0.43 | 0.43 |
| 0.07 | 0.07 | 63.23 | 62.67 | 9.75 | 9.47 | 0.42 | 0.42 |
| 0.07 | 0.07 | 62.91 | 63.45 | 9.43 | 9.50 | 0.42 | 0.42 |
| 0.07 | 0.07 | 63.65 | 63.47 | 9.41 | 9.13 | 0.42 | 0.42 |
| 0.07 | 0.07 | 63.87 | 63.53 | 9.24 | 8.98 | 0.42 | 0.43 |
| 0.07 | 0.07 | 63.31 | 63.73 | 8.97 | 9.31 | 0.35 | 0.29 |
| 0.07 | 0.07 | 63.19 | 62.58 | 9.65 | 8.76 | 0.27 | 0.24 |
| 0.07 | 0.07 | 63.08 | 65.10 | 8.79 | 9.10 | 0.24 | 0.25 |
| 0.07 | 0.07 | 66.51 | 67.05 | 9.19 | 9.13 | 0.26 | 0.26 |
| 0.08 | 0.08 | 72.99 | 78.41 | 9.43 | 9.90 | 0.29 | 0.35 |
| 0.07 | 0.07 | 67.25 | 68.59 | 9.05 | 9.33 | 0.26 | 0.26 |
| 0.07 | 0.07 | 68.58 | 67.95 | 9.16 | 8.90 | 0.26 | 0.26 |
| 0.07 | 0.07 | 67.74 | 66.92 | 8.78 | 8.53 | 0.26 | 0.26 |
| 0.07 | 0.07 | 67.83 | 68.75 | 8.69 | 8.86 | 0.26 | 0.26 |
| 0.07 | 0.07 | 70.37 | 71.32 | 9.15 | 9.28 | 0.27 | 0.27 |
| 0.08 | 0.08 | 73.06 | 73.68 | 9.52 | 9.46 | 0.27 | 0.27 |
| 0.08 | 0.08 | 75.33 | 76.08 | 9.62 | 9.60 | 0.27 | 0.27 |
| 0.08 | 0.08 | 75.85 | 74.98 | 9.66 | 9.70 | 0.28 | 0.28 |
| 0.08 | 0.08 | 76.04 | 76.72 | 9.74 | 9.80 | 0.31 | 0.31 |
| 0.08 | 0.08 | 77.27 | 77.16 | 9.93 | 10.04 | 0.32 | 0.32 |
| 0.08 | 0.08 | 77.96 | 77.39 | 10.00 | 9.57 | 0.34 | 0.35 |
| 0.08 | 0.08 | 78.64 | 78.41 | 9.83 | 9.90 | 0.35 | 0.35 |
| 0.08 | 0.09 | 81.44 | 81.88 | 10.34 | 10.33 | 0.34 | 0.33 |
| 0.08 | 0.08 | 81.09 | 81.13 | 10.12 | 10.10 | 0.34 | 0.34 |
| 0.08 | 0.08 | 80.73 | 80.54 | 9.92 | 10.01 | 0.34 | 0.34 |
| 0.08 | 0.08 | 80.72 | 80.99 | 10.03 | 9.89 | 0.34 | 0.34 |
| 0.08 | 0.09 | 82.16 | 82.89 | 10.37 | 10.68 | 0.34 | 0.34 |
| 0.08 | 0.08 | 82.67 | 83.36 | 10.75 | 10.93 | 0.34 | 0.34 |
| 0.08 | 0.08 | 82.42 | 82.14 | 10.31 | 10.55 | 0.34 | 0.35 |
| 0.08 | 0.08 | 81.80 | 81.72 | 10.55 | 10.65 | 0.35 | 0.35 |
| 0.08 | 0.08 | 82.06 | 81.51 | 10.59 | 10.33 | 0.36 | 0.37 |
| 0.08 | 0.08 | 81.14 | 80.91 | 10.21 | 10.04 | 0.37 | 0.37 |

EXCHANGE

(Taka per

| Period | Swiss Franc | | Syrian Pound | | SDR | |
|----------------|----------------|---------------|----------------|-------------|----------------|---------------|
| | Period Average | End Period | Period Average | End Period | Period Average | End Period |
| | 57 | 58 | 59 | 60 | 61 | 62 |
| 2009-10 | 65.19 | 64.18 | 1.50 | 1.48 | 106.99 | 184.20 |
| 2010-11 | 74.92 | 88.84 | 1.52 | 1.56 | 110.89 | 118.42 |
| 2011-12 | 88.18 | 86.11 | 1.47 | 1.28 | 123.03 | 124.16 |
| 2012-13 | 84.91 | 82.32 | 1.12 | 0.77 | 121.56 | 116.96 |
| 2013-14 | 85.99 | 87.15 | 0.58 | 0.52 | 119.23 | 119.87 |
| 2014-15 | 82.44 | 84.03 | 0.43 | 0.36 | 112.65 | 109.18 |
| 2015-16 | 79.91 | 80.02 | 0.36 | 0.36 | 109.42 | 109.44 |
| 2016-17 | 79.83 | 84.32 | 0.21 | 0.16 | 108.56 | 112.08 |
| 2017-18 | 84.63 | 83.94 | 0.16 | 0.16 | 116.90 | 117.62 |
| 2018-19 | 84.46 | 86.56 | 0.16 | 0.16 | 116.89 | 117.48 |
| 2019-20 | 86.75 | 89.24 | 0.18 | 0.17 | 116.44 | 117.14 |
| 2020-21 | 93.20 | 92.11 | 0.06 | 0.03 | 120.84 | 121.01 |
| 2021-22 | 92.63 | 97.83 | 0.03 | 0.04 | 120.17 | 124.09 |
| July | 92.24 | 93.18 | 0.03 | 0.03 | 120.70 | 121.07 |
| August | 92.97 | 92.92 | 0.03 | 0.03 | 120.80 | 121.21 |
| September | 92.46 | 91.45 | 0.03 | 0.03 | 121.23 | 120.87 |
| October | 92.66 | 93.55 | 0.03 | 0.03 | 120.92 | 121.27 |
| November | 93.06 | 92.94 | 0.03 | 0.03 | 120.38 | 119.95 |
| December | 93.18 | 93.81 | 0.03 | 0.03 | 119.97 | 120.08 |
| January | 93.64 | 92.39 | 0.03 | 0.03 | 120.37 | 119.61 |
| February | 93.18 | 92.96 | 0.03 | 0.03 | 120.50 | 119.91 |
| March | 92.61 | 93.36 | 0.03 | 0.03 | 119.00 | 119.24 |
| April | 91.55 | 89.21 | 0.03 | 0.03 | 117.87 | 115.99 |
| May | 89.10 | 92.95 | 0.03 | 0.04 | 117.01 | 120.12 |
| June | 94.88 | 97.83 | 0.04 | 0.04 | 123.24 | 124.09 |
| 2022-23 | 106.17 | 118.11 | 0.04 | 0.04 | 131.65 | 141.39 |
| July | 96.96 | 99.52 | 0.04 | 0.04 | 123.74 | 125.35 |
| August | 99.19 | 97.53 | 0.04 | 0.04 | 124.86 | 123.91 |
| September | 98.32 | 98.33 | 0.04 | 0.04 | 123.56 | 122.48 |
| October | 97.13 | 97.36 | 0.04 | 0.04 | 123.73 | 124.68 |
| November | 101.19 | 102.74 | 0.04 | 0.04 | 126.96 | 128.79 |
| December | 105.90 | 106.58 | 0.04 | 0.04 | 131.34 | 131.75 |
| January | 108.08 | 108.09 | 0.04 | 0.04 | 134.17 | 135.17 |
| February | 109.17 | 107.93 | 0.04 | 0.04 | 135.16 | 133.95 |
| March | 110.03 | 111.04 | 0.04 | 0.04 | 136.18 | 137.26 |
| April | 114.32 | 115.18 | 0.04 | 0.04 | 138.83 | 138.74 |
| May | 116.34 | 115.37 | 0.04 | 0.04 | 140.06 | 139.07 |
| June | 117.40 | 118.11 | 0.04 | 0.04 | 141.26 | 141.39 |
| 2023-24 | | | | | | |
| July | 124.36 | 125.29 | 0.04 | 0.04 | 146.00 | 146.39 |
| August | 124.66 | 124.70 | 0.01 | 0.01 | 145.94 | 145.65 |
| September | 122.65 | 120.39 | 0.01 | 0.01 | 145.20 | 144.57 |
| October | 122.22 | 122.51 | 0.01 | 0.01 | 144.92 | 144.94 |
| November | 124.28 | 126.44 | 0.01 | 0.01 | 146.71 | 147.69 |
| December | 127.25 | 130.69 | 0.01 | 0.01 | 147.04 | 147.59 |
| January | 128.37 | 127.64 | 0.01 | 0.01 | 146.77 | 146.32 |
| February | 125.53 | 125.17 | 0.01 | 0.01 | 145.90 | 145.91 |
| March | 124.01 | 121.98 | 0.01 | 0.01 | 146.23 | 145.66 |
| April | 121.05 | 120.81 | 0.01 | 0.01 | 145.16 | 144.98 |

RATES

TABLE-XX (Concl.)

Currencies)

| Thai Baht | | UAE Dirham | | US Dollar | | UK Pound Sterling | |
|----------------|-------------|----------------|--------------|----------------|---------------|-------------------|---------------|
| Period Average | End Period | Period Average | End Period | Period Average | End Period | Period Average | End Period |
| 63 | 64 | 65 | 66 | 67 | 68 | 69 | 70 |
| 2.09 | 2.14 | 18.84 | 18.91 | 69.18 | 69.45 | 109.42 | 104.62 |
| 2.33 | 2.41 | 19.38 | 20.19 | 71.17 | 74.15 | 113.26 | 119.13 |
| 2.56 | 2.59 | 21.53 | 22.28 | 79.10 | 81.82 | 125.28 | 128.20 |
| 2.63 | 2.50 | 21.76 | 21.17 | 79.93 | 77.77 | 125.45 | 118.24 |
| 2.46 | 2.39 | 21.16 | 21.14 | 77.72 | 77.63 | 126.40 | 132.24 |
| 2.38 | 2.30 | 21.15 | 21.18 | 77.67 | 77.81 | 122.41 | 122.42 |
| 2.21 | 2.22 | 21.31 | 21.35 | 78.26 | 78.40 | 116.16 | 105.25 |
| 2.27 | 2.37 | 21.54 | 21.94 | 79.12 | 80.60 | 100.38 | 104.82 |
| 2.53 | 2.53 | 22.35 | 22.79 | 82.10 | 83.73 | 110.61 | 109.50 |
| 2.61 | 2.75 | 22.88 | 23.00 | 84.03 | 84.50 | 108.80 | 107.27 |
| 2.74 | 2.75 | 23.08 | 23.11 | 84.78 | 84.90 | 106.81 | 104.41 |
| 2.75 | 2.65 | 23.09 | 23.09 | 84.81 | 84.81 | 114.20 | 117.36 |
| 2.58 | 2.65 | 23.50 | 25.44 | 86.30 | 93.45 | 114.89 | 113.33 |
| 2.60 | 2.58 | 23.09 | 23.09 | 84.80 | 84.81 | 117.20 | 117.88 |
| 2.57 | 2.63 | 23.13 | 23.20 | 84.95 | 85.20 | 117.32 | 117.24 |
| 2.58 | 2.52 | 23.21 | 23.28 | 85.26 | 85.50 | 117.16 | 114.80 |
| 2.56 | 2.57 | 23.31 | 23.33 | 85.61 | 85.68 | 117.06 | 117.31 |
| 2.59 | 2.55 | 23.35 | 23.36 | 85.78 | 85.80 | 115.55 | 114.24 |
| 2.56 | 2.57 | 23.36 | 23.36 | 85.80 | 85.80 | 114.09 | 115.73 |
| 2.59 | 2.57 | 23.40 | 23.41 | 85.95 | 86.00 | 116.57 | 115.29 |
| 2.63 | 2.62 | 23.41 | 23.41 | 86.00 | 86.00 | 116.45 | 115.30 |
| 2.59 | 2.58 | 23.43 | 23.47 | 86.06 | 86.20 | 113.37 | 113.20 |
| 2.56 | 2.51 | 23.48 | 23.54 | 86.23 | 86.45 | 111.80 | 108.49 |
| 2.53 | 2.60 | 23.74 | 24.23 | 87.18 | 89.00 | 108.62 | 112.60 |
| 2.63 | 2.65 | 25.06 | 25.44 | 92.03 | 93.45 | 113.51 | 113.33 |
| 2.83 | 3.01 | 27.08 | 28.86 | 99.46 | 106.00 | 119.89 | 134.75 |
| 2.58 | 2.61 | 25.56 | 25.78 | 93.89 | 94.70 | 112.60 | 115.23 |
| 2.65 | 2.60 | 25.84 | 25.86 | 94.91 | 95.00 | 113.87 | 110.73 |
| 2.58 | 2.52 | 26.03 | 26.14 | 95.62 | 96.00 | 108.43 | 104.54 |
| 2.55 | 2.55 | 26.30 | 26.41 | 96.62 | 97.00 | 109.09 | 112.65 |
| 2.68 | 2.78 | 26.58 | 26.68 | 97.62 | 98.00 | 114.55 | 117.16 |
| 2.84 | 2.86 | 26.91 | 26.96 | 98.85 | 99.00 | 120.33 | 119.34 |
| 3.00 | 3.05 | 27.20 | 27.22 | 99.89 | 100.00 | 122.17 | 123.52 |
| 2.97 | 2.88 | 27.49 | 27.50 | 100.96 | 101.00 | 122.06 | 121.85 |
| 2.96 | 2.98 | 27.76 | 27.77 | 101.96 | 102.00 | 123.70 | 125.59 |
| 3.00 | 3.02 | 28.02 | 28.05 | 102.92 | 103.00 | 127.89 | 129.51 |
| 3.05 | 3.01 | 28.43 | 28.45 | 104.39 | 104.50 | 130.33 | 129.73 |
| 3.04 | 3.01 | 28.81 | 28.86 | 105.88 | 106.00 | 133.63 | 134.75 |
| 3.14 | 3.18 | 29.61 | 29.68 | 108.76 | 109.00 | 140.08 | 140.08 |
| 3.13 | 3.13 | 29.80 | 29.81 | 109.46 | 109.50 | 139.17 | 139.28 |
| 3.07 | 3.02 | 29.94 | 30.02 | 109.97 | 110.25 | 136.57 | 134.04 |
| 3.03 | 3.06 | 30.08 | 30.08 | 110.49 | 110.50 | 134.52 | 134.47 |
| 3.13 | 3.17 | 30.19 | 30.09 | 110.88 | 110.50 | 137.61 | 140.28 |
| 3.15 | 3.20 | 29.99 | 29.95 | 110.15 | 110.00 | 139.41 | 140.04 |
| 3.13 | 3.10 | 29.95 | 29.95 | 110.00 | 110.00 | 139.75 | 139.69 |
| 3.07 | 3.06 | 29.95 | 29.95 | 110.00 | 110.00 | 138.93 | 139.29 |
| 3.06 | 3.02 | 29.95 | 29.95 | 110.00 | 110.00 | 139.89 | 138.87 |
| 2.99 | 2.97 | 29.95 | 29.95 | 110.00 | 110.00 | 137.87 | 138.19 |

APPRECIATION / DEPRECIATION OF SELECTED

| End of Period | Australian Dollar | Bangladeshi Taka | Bahrain Dinar | Canadian Dollar | Chinese Yuan | Danish Krone | Euro |
|----------------|-------------------|------------------|---------------|-----------------|--------------|---------------|---------------|
| 2009-10 | 5.01 | -0.55 | -0.01 | 9.38 | 0.60 | -13.47 | -13.43 |
| 2010-11 | 25.89 | -6.34 | -0.01 | 8.98 | 4.93 | 18.23 | 18.39 |
| 2011-12 | -4.16 | -9.38 | 0.01 | -4.59 | 2.32 | -12.10 | -12.40 |
| 2012-13 | -10.71 | 5.21 | 0.00 | -3.35 | 2.37 | 2.58 | 2.92 |
| 2013-14 | 3.09 | 0.17 | 0.00 | -1.30 | 0.42 | 4.94 | 4.90 |
| 2014-15 | -18.44 | -0.22 | -0.01 | -13.97 | 0.64 | -17.73 | -17.67 |
| 2015-16 | -3.89 | -0.76 | -0.08 | -4.84 | -7.82 | -1.31 | -1.52 |
| 2016-17 | 4.01 | -2.72 | 0.03 | 0.15 | -2.10 | 3.51 | 3.38 |
| 2017-18 | -4.29 | -3.74 | -0.21 | -1.83 | 2.38 | 0.88 | 1.12 |
| 2018-19 | -4.54 | -0.92 | 0.28 | 1.18 | -3.75 | -1.86 | -1.72 |
| 2019-20 | -2.21 | -0.47 | -0.16 | -4.15 | -2.89 | -0.97 | -1.13 |
| 2020-21 | 9.42 | 0.10 | 0.16 | 10.14 | 9.59 | 6.06 | 5.83 |
| 2021-22 | -8.39 | -9.24 | 0.00 | -3.81 | -3.74 | -12.29 | -12.24 |
| July | -1.80 | 0.01 | 0.00 | -1.02 | -0.53 | -0.47 | -0.45 |
| August | -1.09 | -0.46 | 0.00 | -0.59 | 0.41 | -0.38 | -0.40 |
| September | -1.63 | -0.35 | 0.00 | -1.20 | -0.27 | -1.70 | -1.70 |
| October | 4.80 | -0.20 | 0.00 | 2.96 | 1.48 | -0.33 | -0.29 |
| November | -5.04 | -0.15 | -0.01 | -2.76 | 0.18 | -2.31 | -2.34 |
| December | 1.48 | 0.00 | 0.00 | -0.39 | 0.19 | 0.50 | 0.51 |
| January | -3.61 | -0.23 | 0.00 | 0.21 | -0.11 | -1.85 | -1.81 |
| February | 3.54 | 0.00 | 0.01 | 0.44 | 0.83 | 1.13 | 1.11 |
| March | 3.82 | -0.23 | 0.00 | 1.80 | -0.41 | -0.96 | -0.99 |
| April | -5.10 | -0.29 | -0.01 | -2.63 | -3.27 | -5.44 | -5.39 |
| May | 1.00 | -2.87 | 0.01 | 1.30 | -1.47 | 2.12 | 2.10 |
| June | -4.39 | -4.76 | 0.00 | -1.84 | -0.76 | -3.14 | -3.14 |
| 2022-23 | -2.96 | -11.84 | 0.00 | -2.20 | -6.86 | 4.25 | 4.31 |
| July | 1.51 | -1.32 | 0.00 | 0.77 | -0.48 | -2.11 | -2.12 |
| August | -1.92 | -0.32 | 0.00 | -2.29 | -2.13 | -1.99 | -2.02 |
| September | -4.80 | -1.04 | 0.00 | -3.77 | -3.09 | -2.77 | -2.78 |
| October | -1.70 | -1.03 | -0.01 | 0.04 | -0.93 | 2.27 | 2.36 |
| November | 4.30 | -1.02 | 0.00 | 0.16 | 0.00 | 3.73 | 3.65 |
| December | 1.36 | -1.01 | 0.00 | 0.24 | 2.92 | 2.75 | 3.22 |
| January | 4.15 | -1.00 | 0.00 | 1.21 | 3.15 | 2.22 | 1.73 |
| February | -4.60 | -0.99 | 0.00 | -1.41 | -2.75 | -2.30 | -2.19 |
| March | -0.76 | -0.98 | -0.03 | 0.15 | 0.92 | 2.15 | 2.22 |
| April | -1.14 | -0.97 | 0.03 | 0.04 | -0.51 | 1.53 | 1.63 |
| May | -1.37 | -1.44 | 0.01 | -0.35 | -2.23 | -2.48 | -2.60 |
| June | 2.29 | -1.42 | 0.00 | 2.73 | -2.55 | 1.50 | 1.65 |
| 2023-24 | | | | | | | |
| July | -0.25 | -2.75 | 0.00 | -0.12 | 1.92 | 1.06 | 0.95 |
| August | -2.60 | -0.46 | 0.00 | -2.06 | -0.70 | -0.87 | -0.82 |
| September | -1.24 | -0.68 | 0.00 | 0.12 | 0.13 | -3.26 | -3.24 |
| October | -0.34 | -0.23 | -0.05 | -2.23 | -0.09 | 0.30 | 0.41 |
| November | 3.81 | 0.00 | 0.16 | 1.74 | 1.07 | 3.46 | 3.34 |
| December | 2.92 | 0.45 | -0.11 | 2.58 | 0.27 | 0.62 | 0.61 |
| January | -3.07 | 0.00 | -0.01 | -1.12 | -0.30 | -1.72 | -1.77 |
| February | -1.58 | 0.00 | 0.09 | -1.33 | 0.00 | -0.06 | -0.04 |
| March | 0.38 | 0.00 | 0.00 | 0.28 | 0.12 | -0.48 | -0.40 |
| April | 0.68 | 0.00 | -0.09 | -0.89 | -0.16 | -0.66 | -0.69 |

Note : (+) indicates appreciation while (-) indicates depreciation

CURRENCIES AGAINST US DOLLAR

TABLE-XXI (Contd.)

(In Percent)

| Hongkong Dollar | Indian Rupee | Indonesian Rupiah | Iranian Riyal | Japanese Yen | Kuwait Dinar | Malaysian Ringgit | Myanmar Kyat | Nepalese Rupee | New Zealand Dollar |
|-----------------|--------------|-------------------|---------------|---------------|--------------|-------------------|---------------|----------------|--------------------|
| -0.44 | 3.45 | 12.64 | -0.55 | 8.43 | -0.31 | 8.20 | 0.00 | 4.55 | 6.39 |
| 0.01 | 3.74 | 5.50 | -6.22 | 9.65 | 5.92 | 7.84 | 0.00 | 3.05 | 19.25 |
| 0.38 | -19.38 | 8.47 | -13.15 | 1.11 | -1.96 | -4.77 | 0.00 | -20.63 | -2.97 |
| 0.02 | -6.75 | -5.37 | 0.04 | -19.53 | -1.86 | 0.35 | 0.00 | -4.86 | -3.26 |
| 0.06 | -0.86 | -17.15 | -52.09 | -2.16 | 1.22 | -1.54 | 0.00 | -0.71 | 13.34 |
| -0.01 | -5.75 | -10.13 | -12.59 | -17.21 | -6.77 | -15.23 | -99.43 | -5.44 | -21.92 |
| -0.08 | -5.91 | 1.28 | -2.61 | 19.25 | 0.05 | -6.68 | -5.53 | -6.41 | 2.80 |
| -0.60 | 4.72 | -1.24 | -7.34 | -8.40 | -0.40 | -5.53 | -13.20 | 5.32 | 3.58 |
| -0.54 | -6.07 | -7.22 | -23.72 | 1.52 | 0.28 | 6.39 | -3.88 | -5.28 | -7.46 |
| 0.45 | -0.16 | 1.68 | 1.40 | 2.41 | -0.33 | -2.34 | -6.34 | -4.32 | -0.55 |
| 0.81 | -8.69 | -1.10 | 0.00 | 0.30 | -1.40 | -3.45 | 9.74 | -0.86 | -4.44 |
| -0.17 | 1.63 | -1.74 | 0.00 | -2.66 | 2.21 | 3.03 | -16.13 | 3.65 | 8.88 |
| -1.06 | -5.88 | -2.32 | 0.00 | -19.09 | -1.86 | -5.71 | -11.10 | -6.46 | -11.06 |
| -0.22 | -0.27 | 0.37 | 0.00 | 0.55 | 0.13 | -1.62 | 0.00 | -0.52 | -0.59 |
| -0.07 | 1.64 | 1.17 | 0.00 | -0.01 | -0.03 | 1.58 | 0.00 | -0.08 | 0.72 |
| 0.01 | -1.35 | -0.02 | 0.00 | -1.82 | -0.28 | -0.74 | -12.05 | -0.34 | -1.81 |
| 0.09 | -0.85 | 1.08 | 0.00 | -1.80 | -0.02 | 1.13 | 4.26 | 0.01 | 4.27 |
| -0.27 | -0.15 | -1.05 | 0.00 | 0.43 | -0.33 | -2.01 | 0.24 | -1.46 | -4.76 |
| 0.04 | 0.64 | 0.34 | 0.00 | -1.24 | 0.03 | 1.33 | 0.72 | 0.34 | 0.08 |
| 0.06 | -0.63 | -0.91 | 0.00 | -0.26 | -0.10 | -0.44 | 0.00 | -0.64 | -4.31 |
| -0.20 | -0.04 | 0.22 | 0.00 | -0.28 | -0.10 | -0.32 | -0.01 | 0.25 | 3.06 |
| -0.24 | -0.99 | 0.07 | 0.00 | -5.12 | -0.25 | -0.05 | 0.00 | -1.16 | 3.59 |
| -0.24 | -1.06 | -0.79 | 0.00 | -5.15 | -0.77 | -3.59 | -3.96 | -1.79 | -6.18 |
| -0.03 | -1.19 | -0.86 | 0.00 | 0.68 | 0.08 | -0.33 | 0.00 | -0.30 | 0.15 |
| 0.02 | -1.76 | -1.92 | 0.00 | -6.61 | -0.24 | -0.69 | 0.00 | -0.96 | -5.16 |
| 0.21 | -3.71 | -0.96 | -0.01 | -4.94 | -0.21 | -5.95 | -11.83 | -0.22 | -1.21 |
| -0.04 | -0.51 | 0.34 | 0.00 | 2.54 | -0.07 | -1.00 | 0.00 | -0.95 | 1.17 |
| 0.02 | -0.42 | -0.17 | 0.00 | -4.03 | -0.34 | -0.56 | -11.83 | -1.64 | -2.57 |
| -0.01 | -2.15 | -2.50 | 0.00 | -3.72 | -0.77 | -3.67 | 0.00 | -2.30 | -6.51 |
| 0.00 | -1.02 | -2.25 | 0.00 | -2.24 | 0.27 | -1.72 | 0.00 | 1.06 | 1.48 |
| 0.50 | 0.79 | -0.95 | 0.00 | 6.32 | 0.62 | 5.63 | 0.00 | 2.47 | 6.62 |
| 0.20 | -1.40 | -0.01 | -0.01 | 4.28 | 0.44 | 1.24 | 0.00 | 1.04 | 1.79 |
| -0.51 | 1.55 | 5.04 | 0.00 | 1.97 | 0.33 | 4.01 | 0.00 | 1.53 | 2.50 |
| -0.11 | -1.36 | -1.68 | 0.00 | -4.24 | -0.59 | -5.23 | 0.00 | -1.72 | -4.65 |
| -0.07 | 0.54 | 1.19 | 0.00 | 2.53 | 0.16 | 1.33 | 0.00 | 1.27 | 0.92 |
| 0.00 | 0.56 | 2.68 | 0.00 | -2.52 | 0.03 | -0.77 | 0.00 | 0.17 | -0.63 |
| 0.20 | -1.15 | -2.15 | 0.00 | -2.51 | -0.34 | -3.38 | 0.00 | -1.14 | -2.38 |
| 0.05 | 0.73 | -0.23 | 0.00 | -3.14 | 0.05 | -1.45 | 0.00 | 0.14 | 1.72 |
| 0.43 | -0.19 | -0.44 | 0.00 | 2.25 | 0.08 | 3.29 | 0.00 | 0.73 | 0.41 |
| -0.65 | -0.44 | -0.92 | 0.00 | -3.48 | -0.26 | -2.25 | 0.00 | -1.27 | -3.41 |
| 0.33 | -0.77 | -1.95 | 0.00 | -1.89 | -0.44 | -1.41 | 0.00 | -0.78 | -0.18 |
| 0.01 | 0.00 | -2.28 | 0.00 | -0.03 | 0.00 | -1.25 | 0.00 | -0.40 | -1.74 |
| 0.21 | -0.12 | 2.67 | 0.00 | 1.27 | 0.32 | 2.43 | 0.00 | 1.77 | 5.37 |
| -0.06 | 0.17 | 0.58 | 0.00 | 4.38 | 0.36 | 1.26 | 0.00 | 0.61 | 2.73 |
| -0.12 | 0.11 | -2.44 | 0.00 | -4.43 | -0.15 | -2.86 | 0.00 | -0.93 | -2.98 |
| -0.13 | 0.24 | 0.38 | 0.00 | -2.04 | 0.05 | -0.68 | 0.00 | -0.05 | -0.59 |
| 0.03 | -0.53 | -0.84 | 0.00 | -0.42 | -0.03 | 0.81 | 0.00 | -0.33 | -1.98 |
| 0.00 | -0.07 | -2.57 | 0.00 | -3.20 | -0.11 | -0.90 | 0.00 | -0.50 | -0.50 |

Source: Statistics Department, Bangladesh Bank

APPRECIATION / DEPRECIATION OF SELECTED

| End of Period | Norwegian Krone | Omani Riyal | Pakistan Rupee | Philippines Peso | Qatar Riyal | Russian Rouble | Saudi Riyal | South Korean Won |
|----------------|-----------------|-------------|----------------|------------------|--------------|----------------|--------------|------------------|
| 2009-10 | -0.04 | 0.01 | -4.92 | 4.01 | -0.01 | -0.52 | -0.01 | 5.81 |
| 2010-11 | 20.96 | 0.00 | -0.84 | 6.77 | -0.05 | 11.69 | 0.01 | 12.92 |
| 2011-12 | -9.77 | 0.00 | -8.94 | 3.29 | 0.02 | -14.80 | -0.01 | -6.01 |
| 2012-13 | -1.79 | 0.00 | -4.99 | -2.56 | 0.01 | -0.22 | 0.01 | 0.30 |
| 2013-14 | -0.86 | 0.00 | 0.86 | -1.28 | -0.02 | -2.28 | -0.01 | 12.42 |
| 2014-15 | -22.06 | 0.01 | -3.09 | -3.09 | -0.01 | -39.45 | -0.01 | -9.57 |
| 2015-16 | -7.30 | -0.01 | -2.68 | -3.89 | 0.00 | -13.36 | 0.01 | -3.69 |
| 2016-17 | 1.07 | -0.05 | -0.20 | -6.80 | -2.51 | 8.65 | 0.01 | 1.68 |
| 2017-18 | 2.41 | 0.05 | -13.86 | -5.49 | 2.58 | -6.27 | -0.01 | 2.57 |
| 2018-19 | -4.04 | 0.00 | -25.37 | 4.06 | -0.01 | -0.19 | 0.00 | -3.63 |
| 2019-20 | -11.79 | 0.00 | -2.67 | 2.90 | 0.01 | -9.75 | -0.02 | -3.35 |
| 2020-21 | 12.92 | 0.00 | 5.84 | 2.21 | -1.64 | -3.71 | 0.02 | 5.92 |
| 2021-22 | -13.61 | 0.00 | -22.47 | -11.25 | 1.06 | 37.84 | -0.05 | -13.05 |
| July | -2.70 | 0.00 | -2.40 | -3.25 | 1.67 | -0.89 | 0.00 | -1.37 |
| August | 1.57 | 0.00 | -1.97 | 1.13 | -1.44 | -0.04 | 0.00 | -1.47 |
| September | -1.17 | 0.00 | -3.14 | -2.32 | 0.66 | 1.06 | -0.01 | -1.96 |
| October | 3.88 | 0.00 | -0.48 | 0.85 | 0.29 | 2.52 | 0.00 | 0.94 |
| November | -6.38 | 0.00 | -2.72 | 0.48 | -0.26 | -4.67 | -0.01 | -1.11 |
| December | 2.73 | 0.00 | -1.16 | -1.47 | 0.77 | 0.70 | -0.07 | 0.20 |
| January | -2.32 | 0.00 | 1.03 | -0.27 | -0.46 | -5.26 | 0.06 | -2.09 |
| February | 1.72 | 0.00 | -0.37 | -0.47 | -0.14 | -25.91 | 0.01 | 0.35 |
| March | 3.17 | 0.00 | -2.90 | -1.00 | 0.00 | 26.07 | 0.01 | -0.33 |
| April | -8.19 | 0.00 | -1.32 | -0.35 | 0.19 | 12.84 | 0.01 | -4.75 |
| May | -0.88 | 0.00 | -6.84 | -0.58 | 0.14 | 20.08 | 0.00 | 2.72 |
| June | -5.09 | 0.00 | -2.69 | -4.47 | -0.33 | 16.66 | -0.03 | -4.78 |
| 2022-23 | -8.39 | 0.00 | -28.80 | -1.56 | 4.83 | -36.85 | 0.03 | -0.26 |
| July | 2.47 | 0.13 | -14.93 | -0.87 | -0.49 | -15.14 | -0.10 | -0.31 |
| August | -1.38 | -0.13 | 9.06 | -1.42 | 0.21 | 3.75 | -0.01 | -3.00 |
| September | -8.00 | 0.00 | -5.09 | -4.72 | 0.29 | 3.63 | -0.27 | -6.33 |
| October | 3.20 | -0.01 | 4.78 | 1.56 | -0.35 | -5.89 | 0.21 | 1.02 |
| November | 3.28 | 0.01 | -1.45 | 2.58 | 0.35 | 1.00 | 0.01 | 7.73 |
| December | 1.10 | 0.00 | -0.94 | 1.50 | 0.00 | -16.27 | -0.03 | 4.02 |
| January | -0.77 | 0.00 | -15.15 | 2.23 | 0.00 | 3.39 | 0.15 | 2.87 |
| February | -3.53 | 0.00 | 2.59 | -1.26 | 0.25 | -5.76 | 0.03 | -6.89 |
| March | -0.63 | 0.00 | -8.11 | 1.44 | -0.02 | -3.44 | -0.05 | 1.44 |
| April | -2.13 | 0.00 | -0.09 | -1.89 | 0.24 | -3.88 | 0.11 | -2.54 |
| May | -4.96 | 0.00 | -0.83 | -1.30 | -0.03 | 7.00 | 0.02 | 1.13 |
| June | 3.34 | 0.00 | -0.26 | 0.83 | 0.11 | -10.12 | -0.03 | 1.58 |
| 2023-24 | | | | | | | | |
| July | 6.15 | 0.00 | 1.39 | 1.70 | -0.04 | -8.74 | 0.01 | 2.15 |
| August | -3.75 | 0.00 | -7.08 | -3.37 | -0.02 | -4.82 | -0.02 | -3.65 |
| September | -2.06 | 0.00 | 6.79 | -0.37 | -0.02 | -0.01 | 0.00 | -2.01 |
| October | -2.95 | 0.00 | 1.40 | 0.19 | -0.25 | 3.48 | -0.01 | -0.01 |
| November | 4.57 | 0.00 | -1.68 | 2.48 | 0.24 | 4.92 | 0.01 | 4.78 |
| December | 4.93 | 0.00 | 1.73 | 0.10 | 0.02 | -3.19 | 0.03 | -0.46 |
| January | -2.70 | 0.00 | 0.35 | -1.72 | 0.00 | 2.23 | 0.01 | -2.98 |
| February | -1.40 | 0.00 | 0.94 | 0.39 | -0.03 | -2.10 | -0.01 | 0.06 |
| March | -2.11 | 0.01 | -0.16 | -0.07 | 0.00 | -1.11 | -0.01 | -0.91 |
| April | -1.57 | -0.03 | -0.25 | -2.35 | -0.01 | -0.62 | 0.00 | -2.31 |

Source: Statistics Department, Bangladesh Bank

CURRENCIES AGAINST US DOLLAR

TABLE-XXI (Concl.)

(In Percent)

| Singapore Dollar | Swedish Krona | Sri Lankan Rupee | Swiss Franc | Syrian Pound | SDR | Thai Baht | UAE Derham | UK Pound Sterling |
|------------------|---------------|------------------|--------------|---------------|--------------|--------------|-------------|-------------------|
| 3.45 | -1.58 | 1.30 | 0.06 | 1.92 | -4.85 | 5.06 | 0.00 | -9.07 |
| 13.77 | 23.15 | 3.56 | 29.66 | -1.14 | 8.27 | 5.23 | 0.00 | 6.65 |
| -2.57 | -8.85 | -17.76 | -12.17 | -25.91 | -4.99 | -2.56 | 0.00 | -2.48 |
| -0.15 | 3.24 | 2.04 | 0.58 | -36.24 | -0.89 | 1.76 | 0.00 | -2.96 |
| 1.42 | -0.51 | 0.16 | 6.06 | -32.82 | 2.67 | -4.33 | 0.01 | 12.04 |
| -7.17 | -18.24 | -2.55 | -3.80 | -31.24 | -9.12 | -3.91 | 0.00 | -7.63 |
| -0.55 | -3.04 | -9.53 | -5.73 | 0.35 | -0.57 | -4.17 | 0.00 | -15.21 |
| -1.86 | 0.46 | -3.74 | 2.76 | -57.91 | -0.33 | 3.75 | -0.01 | -2.52 |
| 0.84 | -5.58 | -3.02 | -4.18 | 0.00 | 1.03 | 2.52 | -0.01 | 0.55 |
| 1.11 | -3.46 | -10.28 | 2.18 | 0.00 | -1.04 | 7.98 | 0.00 | -2.93 |
| -2.94 | -0.49 | -5.18 | 2.61 | 0.16 | -0.76 | -0.63 | 0.00 | -3.12 |
| 3.59 | 9.41 | -6.69 | 3.32 | -79.51 | 3.41 | -3.65 | 0.00 | 12.51 |
| -3.47 | -16.67 | -44.74 | -3.61 | -0.04 | -6.93 | -9.18 | 0.00 | -12.36 |
| -0.80 | -0.71 | 0.00 | 1.18 | 0.00 | 0.06 | -2.48 | 0.00 | 0.46 |
| 0.79 | -0.34 | 0.00 | -0.75 | -0.04 | -0.34 | 1.64 | 0.00 | -1.01 |
| -1.13 | -2.11 | -0.13 | -1.93 | 0.00 | -0.64 | -4.64 | 0.00 | -2.42 |
| 0.88 | 2.46 | -0.62 | 2.09 | 0.00 | 0.13 | 1.85 | 0.00 | 1.98 |
| -1.46 | -5.15 | -0.86 | -0.80 | 0.04 | -1.23 | -1.22 | 0.00 | -2.76 |
| 1.23 | 0.25 | -0.06 | 0.93 | -0.04 | 0.11 | 0.99 | 0.00 | 1.30 |
| -0.19 | -4.05 | 0.20 | -1.74 | 0.00 | -0.63 | -0.19 | 0.00 | -0.61 |
| 0.10 | -1.71 | 0.24 | 0.62 | 0.00 | 0.25 | 2.08 | 0.00 | 0.01 |
| 0.09 | 3.45 | -30.94 | 0.20 | 0.00 | -0.79 | -1.81 | 0.00 | -2.05 |
| -2.10 | -6.20 | -17.60 | -4.73 | 0.00 | -3.01 | -3.12 | 0.00 | -4.44 |
| 1.05 | 0.92 | -1.39 | 1.21 | 0.04 | 0.59 | 0.76 | 0.00 | 0.81 |
| -1.92 | -4.41 | -0.28 | 0.24 | -0.04 | -1.62 | -3.14 | 0.00 | -4.15 |
| 3.09 | -4.43 | 17.59 | 6.44 | 0.00 | 0.45 | 0.23 | 0.01 | 4.83 |
| 0.95 | 0.77 | 0.56 | 0.38 | 0.04 | -0.32 | -2.77 | 0.00 | 0.33 |
| -1.24 | -4.83 | -1.37 | -2.31 | -0.04 | -1.46 | -0.59 | 0.00 | -4.20 |
| -2.55 | -5.25 | 0.01 | -0.23 | 0.00 | -2.18 | -4.17 | 0.00 | -6.57 |
| 1.68 | 2.83 | -0.83 | -2.01 | 0.00 | 0.75 | 0.37 | 0.00 | 6.64 |
| 2.68 | 3.75 | 0.96 | 4.44 | 0.04 | 2.25 | 7.55 | 0.00 | 2.94 |
| 2.26 | 0.87 | -0.55 | 2.70 | -0.04 | 1.26 | 1.96 | 0.01 | 0.84 |
| 2.22 | 0.47 | -0.14 | 0.40 | 0.04 | 1.57 | 5.68 | -0.01 | 2.47 |
| -2.41 | 0.06 | 1.10 | -1.14 | -0.04 | -1.88 | -6.72 | 0.00 | -2.34 |
| 1.32 | -0.03 | 10.37 | 1.87 | 0.00 | 1.47 | 2.56 | 0.01 | 2.06 |
| -0.40 | 1.46 | 2.18 | 2.72 | 0.00 | 0.09 | 0.34 | 0.01 | 2.12 |
| -1.15 | -6.01 | 8.91 | -1.27 | 0.00 | -1.20 | -1.67 | -0.02 | -1.27 |
| -0.14 | 1.08 | -4.22 | 0.92 | 0.00 | -0.05 | -1.43 | 0.00 | 2.35 |
| 1.58 | 2.40 | -6.46 | 3.16 | 0.00 | 0.97 | 2.67 | -0.01 | 1.15 |
| -1.37 | -2.73 | 3.13 | -0.92 | -80.68 | -0.96 | -1.86 | 0.01 | -1.02 |
| -1.40 | -1.52 | -1.24 | -4.11 | 0.00 | -1.42 | -4.38 | -0.01 | -4.42 |
| 0.33 | -1.44 | -1.34 | 1.52 | 0.00 | 0.03 | 1.29 | 0.00 | 0.09 |
| 2.35 | 7.95 | 0.08 | 3.21 | 0.00 | 1.90 | 3.38 | 0.01 | 4.32 |
| 1.02 | 2.79 | 1.00 | 3.83 | 0.00 | 0.39 | 1.54 | -0.01 | 0.28 |
| -1.47 | -3.46 | 2.47 | -2.33 | 0.00 | -0.86 | -3.11 | 0.00 | -0.25 |
| -0.51 | 0.99 | 1.99 | -1.93 | 0.00 | -0.28 | -1.20 | 0.00 | -0.28 |
| -0.25 | -3.05 | 3.17 | -2.55 | 0.00 | -0.17 | -1.29 | 0.01 | -0.30 |
| -0.74 | -2.79 | 0.97 | -0.96 | 0.00 | -0.46 | -1.78 | -0.01 | -0.49 |

SOME SELECTED COMMODITY PRICES

| Items | Gold (US \$/ Troy Ounce) | Coal (US \$/MT) | Iron Ore (US \$ /MT) | Petroleum (US\$/ Barrel) | | Cotton (U.S. Cents/ pound) | Super phosphate (US \$/ MT) | Urea (US \$/ MT) | Rice (US \$/MT) |
|----------------------------------|-----------------------------|--------------------|-----------------------------|-----------------------------|-----------------|-------------------------------|-----------------------------------|---------------------|-----------------------|
| Country of Origin & Market | U.K. (London) | Australia | China (CFR Tianjin Port) | Dubai* Fateh | U.K. @ Brent | Liverpool Index | United States (US Gulf Ports) | Ukraine | Thailand (Bangkok) |
| Period | 1 | 2 | 3 | 4 | 5 | 6 | 7 | 8 | 9 |
| 2002 | 310.04 | 27.06 | 12.68 | 23.73 | 25.00 | 46.26 | 133.07 | 94.36 | 191.83 |
| 2003 | 363.51 | 27.95 | 13.82 | 26.73 | 28.85 | 63.44 | 149.33 | 138.90 | 199.46 |
| 2004 | 409.21 | 56.73 | 16.39 | 33.46 | 38.30 | 62.01 | 186.31 | 175.29 | 245.78 |
| 2005 | 444.84 | 51.02 | 28.11 | 49.20 | 54.43 | 55.17 | 201.48 | 219.02 | 287.81 |
| 2006 | 604.34 | 52.60 | 33.45 | 61.43 | 65.39 | 58.05 | 201.63 | 222.95 | 303.52 |
| 2007 | 696.72 | 70.43 | 36.63 | 68.37 | 72.71 | 63.28 | 339.05 | 309.40 | 332.39 |
| 2008 | 871.71 | 136.18 | 61.57 | 93.78 | 97.66 | 71.40 | 879.38 | 492.73 | 700.20 |
| 2009 | 972.97 | 76.98 | 79.99 | 61.75 | 61.86 | 62.75 | 257.42 | 249.57 | 589.38 |
| 2010 | 1224.66 | 106.04 | 146.72 | 78.06 | 79.63 | 103.55 | 381.89 | 288.59 | 520.56 |
| 2011 | 1569.21 | 130.12 | 167.79 | 106.03 | 110.95 | 154.61 | 538.26 | 420.96 | 551.71 |
| 2012 | 1669.52 | 103.25 | 128.53 | 108.92 | 111.96 | 89.24 | 462.00 | 405.40 | 580.24 |
| 2013 | 1411.46 | 90.60 | 135.36 | 105.43 | 108.84 | 90.40 | 382.06 | 340.12 | 518.81 |
| 2014 | 1265.58 | 75.14 | 96.84 | 96.66 | 98.94 | 83.10 | 388.34 | 316.21 | ... |
| 2015 | 1160.66 | 61.62 | 55.21 | 51.23 | 52.40 | 70.42 | 385.00 | 272.92 | ... |
| January | 1250.75 | 66.54 | 67.39 | 46.34 | 48.42 | 67.35 | 400.00 | 319.20 | ... |
| February | 1227.08 | 65.79 | 62.69 | 56.15 | 57.93 | 69.84 | 400.00 | 297.00 | ... |
| March | 1178.63 | 64.41 | 56.94 | 54.91 | 55.79 | 69.35 | 400.00 | 271.00 | ... |
| April | 1198.93 | 61.94 | 51.15 | 58.67 | 59.39 | 71.70 | 380.00 | 259.00 | ... |
| May | 1198.63 | 64.71 | 60.23 | 63.67 | 64.56 | 72.86 | 380.00 | 280.00 | ... |
| June | 1181.50 | 63.04 | 62.29 | 61.76 | 62.35 | 72.35 | 380.00 | 292.00 | ... |
| July | 1128.31 | 63.35 | 51.50 | 56.27 | 55.87 | 72.35 | 380.00 | 273.00 | ... |
| August | 1117.93 | 62.76 | 55.38 | 47.30 | 46.99 | 71.82 | 380.00 | 273.00 | ... |
| September | 1124.77 | 58.66 | 56.43 | 46.14 | 47.23 | 68.74 | 380.00 | 259.00 | ... |
| October | 1159.25 | 56.05 | 52.74 | 46.55 | 48.12 | 69.03 | 380.00 | 255.00 | ... |
| November | 1086.44 | 56.33 | 46.16 | 42.32 | 44.42 | 69.22 | 380.00 | 257.00 | ... |
| December | 1075.74 | 55.85 | 39.60 | 34.70 | 37.72 | 70.39 | 380.00 | 239.83 | ... |
| 2016 | 1249.01 | 70.60 | 57.93 | 41.24 | 44.04 | 74.22 | 290.50 | 199.25 | ... |
| January | 1097.91 | 53.37 | 41.25 | 27.25 | 30.80 | 68.75 | 380.00 | 214.00 | ... |
| February | 1199.50 | 54.33 | 46.18 | 29.61 | 33.20 | 66.57 | 329.00 | 209.00 | ... |
| March | 1245.14 | 55.92 | 55.52 | 35.17 | 39.07 | 65.46 | 275.00 | 203.00 | ... |
| April | 1242.26 | 54.83 | 59.58 | 39.04 | 42.25 | 69.28 | 278.00 | 204.00 | ... |
| May | 1261.00 | 55.20 | 54.90 | 44.00 | 47.10 | 70.30 | 284.00 | 200.00 | ... |
| June | 1276.40 | 57.00 | 51.40 | 45.80 | 48.50 | 74.10 | 285.00 | 191.00 | ... |
| July | 1336.70 | 66.70 | 56.60 | 42.70 | 45.10 | 81.10 | 285.00 | 177.00 | ... |
| August | 1340.20 | 72.20 | 60.50 | 43.60 | 46.10 | 80.30 | 283.00 | 182.00 | ... |
| September | 1326.60 | 78.10 | 56.70 | 43.80 | 46.20 | 77.90 | 277.00 | 191.00 | ... |
| October | 1266.60 | 99.80 | 59.00 | 48.30 | 49.70 | 78.50 | 273.00 | 193.00 | ... |
| November | 1238.40 | 107.20 | 74.10 | 43.80 | 46.40 | 78.90 | 270.00 | 211.00 | ... |
| December | 1157.40 | 92.50 | 79.40 | 51.80 | 54.10 | 79.50 | 267.00 | 216.00 | ... |
| 2017 | | | | | | | | | |
| January | 1192.10 | 89.70 | 80.80 | 53.40 | 54.90 | 82.30 | 269.00 | 241.00 | ... |
| February | 1234.20 | 86.20 | 88.80 | 54.20 | 55.50 | 85.20 | 270.00 | 247.00 | ... |
| March | 1231.40 | 86.30 | 87.20 | 51.20 | 52.00 | 86.80 | 278.00 | 234.00 | ... |
| April | 1266.90 | 90.70 | 70.40 | 52.40 | 53.10 | 87.00 | 276.00 | 205.00 | ... |
| May | 1246.00 | ... | 61.60 | 50.30 | 50.90 | 88.60 | 273.00 | 180.00 | ... |

Note: * Dubai Mediam, Fateh 32° API, Spot, f.o.b. U.K.
 @ United Kingdom Light, Brent 38° API, Spot, f.o.b. U.K.
 ... = Not Available

AT INTERNATIONAL MARKET

TABLE-XXII

| Rice (US \$/MT) | Wheat (US \$/MT) | | | Palm Oil (US \$/MT) | | Soybean (US \$/ MT) | Soya bean Oil (US \$ /MT) | Sugar (US cents/pound) | | |
|--------------------|---------------------|--------------------------------|---------------|----------------------------|---------------|------------------------------|------------------------------|---------------------------|--------------|----------------------|
| Thailand | Australia | United States (Kansas City) | Argentina | Malaysia (NW Europe) | Malaysia | United States (Rotterdam) | All Origins (Dutch Ports) | E.U Import Price | Free Market | U.S. Import Price |
| 10 | 11 | 12 | 13 | 14 | 15 | 16 | 17 | 18 | 19 | 20 |
| 222.40 | 152.78 | 132.17 | 121.22 | 356.75 | 359.66 | 183.92 | 409.84 | 24.98 | 6.24 | 20.94 |
| 248.75 | 165.55 | 131.57 | 152.45 | 410.37 | 425.54 | 214.66 | 500.28 | 27.18 | 6.93 | 21.50 |
| 269.96 | 167.05 | 133.46 | 139.50 | 434.72 | 448.74 | 257.21 | 590.45 | 30.46 | 7.55 | 20.57 |
| 308.45 | 163.43 | 129.89 | 121.40 | 367.69 | 390.75 | 205.76 | 495.75 | 30.26 | 10.07 | 21.07 |
| 345.83 | 169.40 | 168.57 | 153.30 | 416.81 | 425.46 | 193.98 | 551.50 | 30.64 | 14.79 | 22.12 |
| 375.71 | 243.41 | 226.89 | 209.60 | 719.12 | 694.65 | 263.67 | 799.74 | 33.28 | 9.96 | 20.76 |
| 597.12 | 383.31 | 286.95 | 289.40 | 862.92 | 924.90 | 367.94 | 1133.79 | 30.82 | 12.45 | 21.32 |
| 582.69 | 246.97 | 190.11 | 200.20 | 644.07 | 634.09 | 359.27 | 787.02 | 26.01 | 18.15 | 24.34 |
| 593.78 | 241.83 | 194.50 | 233.50 | 859.94 | 819.53 | 331.32 | 924.83 | 25.71 | 20.89 | 31.05 |
| 593.49 | 317.44 | 279.99 | 304.80 | 1076.50 | 1068.37 | 378.86 | 1215.82 | 26.67 | 26.24 | 37.57 |
| 683.03 | 287.20 | 276.12 | 248.50 | 939.83 | 960.33 | 473.28 | 1151.75 | 26.36 | 21.37 | 28.90 |
| 658.73 | 326.17 | 265.75 | 314.00 | 764.20 | 743.38 | 477.30 | 1011.11 | 26.01 | 17.71 | 21.21 |
| 490.76 | 291.87 | 242.50 | 324.03 | 739.41 | 743.99 | 466.97 | 812.71 | 27.39 | 17.13 | 24.87 |
| 469.93 | ... | 185.61 | 236.22 | 565.09 | 593.50 | 352.72 | 672.16 | 25.42 | 13.24 | 24.85 |
| 546.59 | ... | 210.61 | 261.80 | 641.60 | 617.11 | 379.04 | 707.88 | 25.17 | 15.06 | 25.24 |
| 501.77 | ... | 201.71 | 253.00 | 634.38 | 628.54 | 374.25 | 697.94 | 25.49 | 14.51 | 24.62 |
| 503.85 | ... | 202.68 | 250.40 | 607.66 | 615.99 | 364.86 | 683.43 | 24.91 | 12.84 | 24.40 |
| 504.22 | ... | 195.90 | 234.30 | 591.79 | 604.04 | 349.71 | 691.67 | 24.85 | 12.91 | 24.39 |
| 444.74 | ... | 193.15 | 234.50 | 601.40 | 595.47 | 340.47 | 716.49 | 25.73 | 12.70 | 24.72 |
| 466.18 | ... | 199.82 | 233.40 | 606.40 | 593.16 | 353.90 | 738.04 | 25.87 | 12.11 | 24.76 |
| 460.58 | ... | 199.20 | 225.60 | 575.68 | 587.59 | 394.64 | 695.79 | 25.87 | 11.88 | 24.67 |
| 451.36 | ... | 173.47 | 230.20 | 484.68 | 538.53 | 370.41 | 628.75 | 25.95 | 10.67 | 24.50 |
| 458.16 | ... | 163.83 | 229.70 | 483.49 | 561.08 | 342.96 | 590.25 | 25.54 | 12.14 | 24.43 |
| 405.64 | ... | 165.39 | 226.00 | 530.25 | ... | 338.21 | 623.81 | 25.50 | 14.14 | 25.04 |
| 460.50 | ... | 157.74 | 229.70 | 503.16 | ... | 320.34 | 614.74 | 25.30 | 14.89 | 25.61 |
| 435.57 | ... | 163.79 | 226.00 | 520.60 | ... | 303.86 | 677.20 | 24.93 | 15.00 | 25.83 |
| 447.20 | ... | 143.15 | ... | 639.91 | 678.03 | 350.16 | 721.17 | 22.54 | 18.25 | 27.48 |
| 419.30 | ... | 164.56 | ... | 531.62 | ... | 297.18 | 659.90 | 23.95 | 14.29 | 25.83 |
| 448.32 | ... | 159.25 | ... | 595.90 | ... | 291.37 | 686.90 | 23.77 | 13.29 | 25.50 |
| 434.28 | ... | 164.03 | ... | 633.07 | ... | 296.18 | 713.86 | 23.66 | 15.44 | 26.32 |
| 441.20 | ... | 163.37 | ... | 681.08 | 669.20 | 327.70 | 748.53 | 23.67 | 15.22 | 27.90 |
| 448.00 | ... | 157.50 | ... | 644.60 | ... | 407.50 | 707.00 | 24.20 | 16.70 | 27.30 |
| 455.10 | ... | 156.60 | ... | 618.50 | ... | 443.40 | 703.60 | 23.60 | 19.40 | 27.40 |
| 506.30 | ... | 133.60 | ... | 584.20 | 660.50 | 403.30 | 669.90 | 21.90 | 19.70 | 28.10 |
| 481.70 | ... | 127.90 | ... | 664.40 | 644.20 | 364.50 | 711.70 | 21.80 | 20.50 | 27.20 |
| 446.90 | ... | 123.20 | ... | 692.40 | 669.50 | 342.20 | 722.60 | 21.90 | 21.90 | 27.50 |
| 429.10 | ... | 122.50 | ... | 651.40 | 705.90 | 337.10 | 757.30 | 20.50 | 22.90 | 28.60 |
| 440.60 | ... | 122.50 | ... | 670.00 | 685.30 | 345.70 | 772.40 | 20.70 | 20.90 | 28.80 |
| 415.60 | ... | 122.80 | ... | 711.80 | 711.60 | 345.80 | 800.30 | 20.80 | 18.80 | 29.30 |
| 422.50 | ... | 137.10 | ... | 726.50 | 746.60 | 364.70 | 771.90 | 20.50 | 20.50 | 29.00 |
| 430.10 | ... | 147.30 | ... | 706.80 | 761.40 | 371.40 | 742.90 | 20.80 | 20.30 | 30.40 |
| 424.60 | ... | 146.40 | ... | 663.30 | ... | 356.90 | 723.40 | 20.50 | 18.10 | 29.80 |
| 410.30 | ... | 138.40 | ... | 623.20 | ... | 342.60 | 695.30 | 21.00 | 16.40 | 28.70 |
| 444.70 | ... | 146.50 | ... | 655.50 | ... | 341.00 | 714.10 | 21.50 | 15.70 | 28.40 |

Source: International Financial Statistics

Note: Data is discontinued from June 2017 due to dropping of IFS data

SELECTED TAX REVENUE RECEIPTS

| Period | Tax Revenue Receipts (under NBR) | | | | | | | |
|----------------------------|----------------------------------|----------------|----------------|------------------|-----------------|-----------------|-------------------|-----------------|
| | Customs Duty | Export Duty | Excise Duty | Income Tax | VAT | | Supplementary Tax | |
| | | | | | Domestic | Import | Domestic | Import |
| 2009-10 | 8997.12 | ... | 347.49 | 17042.28 | 13816.85 | 10651.22 | 7593.34 | 3203.13 |
| 2010-11 | 11574.13 | 28.71 | 486.18 | 23007.52 | 17827.95 | 12375.81 | 9701.16 | 3998.71 |
| 2011-12 | 13153.50 | 38.95 | 660.36 | 28652.63 | 21984.81 | 13792.62 | 11923.97 | 4367.71 |
| 2012-13 | 13322.45 | 33.47 | 772.53 | 37120.65 | 26367.26 | 14846.48 | 11985.29 | 4205.01 |
| 2013-14 | 13650.83 | 41.98 | 822.39 | 43207.27 | 29252.11 | 15325.12 | 13647.19 | 4335.77 |
| 2014-15 | 15349.85 | 40.63 | 960.38 | 47477.40 | 32290.13 | 17690.47 | 15758.31 | 5252.42 |
| 2015-16 | 18016.58 | 32.75 | 1582.03 | 53235.45 | 34862.82 | 20583.86 | 19630.96 | 6560.20 |
| 2016-17 | 21069.19 | 22.70 | 1790.51 | 52754.93 | 38287.76 | 25561.09 | 23481.70 | 7628.89 |
| 2017-18 | 24502.12 | 35.77 | 2080.34 | 64548.26 | 47171.80 | 29367.76 | 29639.15 | 7912.23 |
| 2018-19 | 24277.40 | 42.17 | 2373.33 | 71795.50 | 56323.02 | 31398.55 | 28891.02 | 7664.04 |
| 2019-20 | 23559.50 | 1.03 | 2279.40 | 70501.50 | 56080.70 | 30016.64 | 25471.14 | 6975.15 |
| 2020-21 | 30455.91 | 0.60 | 2418.18 | 86693.94 | 63786.77 | 38271.78 | 30047.73 | 8422.12 |
| 2021-22 | 35276.58 | 0.67 | 3102.86 | 102908.16 | 72606.45 | 44328.74 | 31234.45 | 9817.81 |
| July | 1933.39 | 0.62 | 34.65 | 4711.41 | 4267.47 | 2499.27 | 1353.40 | 481.40 |
| August | 2556.05 | 0.05 | 59.01 | 5242.96 | 4805.08 | 3370.35 | 2346.04 | 720.73 |
| September | 3230.70 | 0.00 | 65.01 | 7917.00 | 5418.97 | 3663.92 | 2581.77 | 810.30 |
| October | 2723.41 | 0.00 | 63.38 | 5669.14 | 5388.53 | 3598.02 | 2780.14 | 763.56 |
| November | 2877.57 | 0.00 | 74.62 | 5971.02 | 5698.88 | 3780.48 | 2717.93 | 809.11 |
| December | 2909.25 | 0.00 | 1491.55 | 9859.65 | 6021.30 | 3594.78 | 2663.02 | 820.46 |
| January | 2955.71 | 0.00 | 527.32 | 7036.32 | 6147.76 | 3780.50 | 2921.99 | 798.25 |
| February | 3081.62 | 0.00 | 259.25 | 6446.87 | 5615.67 | 4060.43 | 2491.92 | 905.89 |
| March | 3239.52 | 0.00 | 118.55 | 10252.53 | 5801.56 | 4078.89 | 2909.53 | 977.75 |
| April | 3155.35 | 0.00 | 118.21 | 6003.38 | 6289.82 | 3937.06 | 3139.30 | 886.71 |
| May | 3016.07 | 0.00 | 131.64 | 7411.86 | 6736.20 | 3621.81 | 3104.94 | 791.81 |
| June | 3597.94 | 0.00 | 159.67 | 26386.02 | 10415.21 | 4343.23 | 2224.47 | 1051.84 |
| 2022-23^P | 36861.23 | 2.86 | 9928.73 | 111791.82 | 78289.72 | 45689.80 | 35282.53 | 10178.46 |
| July | 2692.53 | 0.70 | 4768.28 | 4659.86 | 1368.51 | 3315.15 | 115.56 | 758.30 |
| August | 3330.91 | 1.57 | 124.41 | 5544.96 | 5991.45 | 3861.21 | 2556.65 | 903.23 |
| September | 3026.84 | 0.24 | 142.90 | 9606.29 | 6528.06 | 3732.29 | 3105.30 | 831.97 |
| October | 2979.88 | 0.19 | 158.95 | 6527.94 | 6506.95 | 3666.87 | 3023.35 | 834.99 |
| November | 3109.85 | 0.08 | 148.84 | 6628.00 | 6756.48 | 4104.85 | 2888.98 | 920.51 |
| December | 2722.65 | 0.01 | 1963.61 | 10991.98 | 6872.87 | 3416.51 | 2718.26 | 739.40 |
| January | 3053.41 | 0.01 | 481.04 | 8504.11 | 6793.74 | 3581.14 | 3297.16 | 859.74 |
| February | 2672.96 | 0.01 | 437.77 | 7046.36 | 6182.69 | 3354.16 | 3000.60 | 725.91 |
| March | 3238.67 | 0.02 | 469.06 | 10648.56 | 6626.98 | 4064.04 | 3215.07 | 879.54 |
| April | 2707.86 | 0.01 | 480.64 | 6679.19 | 6790.60 | 3397.96 | 3294.45 | 735.39 |
| May | 3729.89 | 0.01 | 521.92 | 10793.52 | 7371.16 | 4683.45 | 3577.39 | 1012.95 |
| June | 3595.78 | 0.01 | 231.31 | 24161.05 | 10500.23 | 4512.17 | 4489.76 | 976.53 |
| 2023-24^P | | | | | | | | |
| July | 3038.51 | 0.00 | 143.68 | 5160.04 | 5904.89 | 3772.44 | 1552.89 | 845.00 |
| August | 3393.78 | 0.00 | 145.56 | 6695.89 | 6920.34 | 4189.13 | 3131.37 | 917.37 |
| September | 3226.90 | 0.01 | 157.62 | 11359.42 | 7383.59 | 3972.05 | 3424.65 | 775.20 |
| October | 3382.32 | 0.00 | 158.47 | 7444.65 | 7784.97 | 4220.22 | 3039.61 | 937.03 |
| November | 3354.53 | 0.00 | 148.82 | 7897.73 | 8150.99 | 4398.35 | 3081.13 | 1018.20 |
| December | 2975.63 | 0.00 | 2253.40 | 12231.98 | 8301.21 | 3782.91 | 2670.27 | 868.95 |
| January | 3525.79 | 0.01 | 498.45 | 11031.91 | 8369.06 | 4197.14 | 3618.52 | 1117.52 |
| February | 3128.78 | 0.01 | 289.74 | 9064.71 | 7652.24 | 3593.22 | 3359.77 | 942.77 |
| March | 3503.44 | 0.03 | 301.31 | 12398.09 | 8213.74 | 4134.67 | 3401.56 | 1050.81 |
| April | 3330.30 | 0.03 | 321.20 | 8051.11 | 8853.77 | 3930.34 | 3626.08 | 998.88 |

Source: National Board of Revenue and Bangladesh Bureau of Statistics

... = Not available

P = Provisional

OF THE GOVERNMENT UNDER NBR & OTHERS

TABLE-XXIII

(Taka in crore)

| | | Other Revenue Receipts | | | | Period |
|----------------|------------------|------------------------|----------------|---------------------|-----------------|----------------------------|
| Other Taxes | Total Tax | Land Revenue | Forest Revenue | Post Office Revenue | Registration | |
| 390.73 | 62042.16 | 357.61 | 46.46 | 342.97 | ... | 2009-10 |
| 402.94 | 79403.11 | 243.66 | 57.26 | 175.67 | 1476.82 | 2010-11 |
| 484.44 | 95058.99 | 407.80 | 64.63 | 217.14 | 2018.86 | 2011-12 |
| 498.59 | 109151.73 | 293.50 | 75.70 | 166.19 | 2015.19 | 2012-13 |
| 643.71 | 120819.85 | 424.80 | 71.41 | 219.57 | 2214.52 | 2013-14 |
| 881.11 | 135700.70 | 362.66 | 86.53 | 253.13 | 2139.31 | 2014-15 |
| 1014.07 | 155518.72 | 432.79 | 95.44 | 195.30 | 2279.71 | 2015-16 |
| 1059.67 | 171656.44 | 1684.05 | 100.30 | 374.15 | 2470.79 | 2016-17 |
| 1149.82 | 206407.25 | 550.12 | 100.05 | 404.92 | 2756.99 | 2017-18 |
| 1127.39 | 223892.42 | 892.14 | 100.23 | 443.39 | 3032.62 | 2018-19 |
| 1566.73 | 216451.79 | 649.49 | 240.15 | 454.73 | 2095.78 | 2019-20 |
| 1592.17 | 261689.20 | 840.57 | 87.80 | 318.12 | 9056.16 | 2020-21 |
| 2358.12 | 301633.84 | 860.09 | 124.69 | 230.06 | 10402.98 | 2021-22 |
| 62.64 | 15344.25 | 9.63 | 1.89 | 5.60 | 216.96 | July |
| 85.79 | 19186.06 | 40.49 | 4.97 | 10.44 | 744.89 | August |
| 92.14 | 23779.81 | 77.52 | 11.43 | 17.74 | 1113.45 | September |
| 121.64 | 21107.82 | 70.36 | 8.70 | 14.11 | 927.89 | October |
| 200.23 | 22129.84 | 74.91 | 9.60 | 15.54 | 1039.56 | November |
| 153.61 | 27513.62 | 62.34 | 10.34 | 9.87 | 133.12 | December |
| 181.75 | 24349.60 | 67.81 | 12.74 | 10.31 | 1146.31 | January |
| 157.81 | 23019.46 | 60.46 | 10.40 | 9.15 | 906.21 | February |
| 170.25 | 27548.58 | 72.77 | 12.22 | 9.88 | 1205.14 | March |
| 194.01 | 23723.84 | 70.13 | 10.75 | 9.29 | 889.69 | April |
| 352.36 | 25166.69 | 66.36 | 16.86 | 7.35 | 794.95 | May |
| 585.89 | 48764.27 | 187.31 | 14.79 | 110.78 | 1284.81 | June |
| 3429.73 | 331454.88 | 1020.73 | 142.55 | 201.49 | 15288.83 | 2022-23^P |
| 142.20 | 17821.09 | 44.05 | 4.90 | 6.43 | 1011.80 | July |
| 162.17 | 22476.56 | 68.16 | 9.11 | 7.59 | 1235.66 | August |
| 210.04 | 27183.93 | 93.55 | 10.07 | 7.57 | 1192.28 | September |
| 205.18 | 23904.30 | 70.59 | 9.74 | 6.44 | 1235.66 | October |
| 342.41 | 24900.00 | 93.82 | 10.94 | 11.78 | 1221.92 | November |
| 188.56 | 29613.85 | 92.42 | 13.66 | 6.32 | 1511.22 | December |
| 308.44 | 26878.79 | 101.53 | 13.61 | 7.80 | 1255.95 | January |
| 306.72 | 23727.18 | 88.02 | 20.49 | 7.90 | 1215.73 | February |
| 329.57 | 29471.51 | 74.70 | 13.95 | 11.90 | 1324.02 | March |
| 345.44 | 24431.54 | 70.93 | 9.06 | 8.25 | 866.40 | April |
| 317.87 | 32008.16 | 95.07 | 11.86 | 7.38 | 1353.83 | May |
| 571.13 | 49037.97 | 127.89 | 15.16 | 112.13 | 1864.36 | June |
| | | | | | | 2023-24^P |
| 158.30 | 20575.75 | 74.92 | 5.93 | 7.22 | 1059.07 | July |
| 251.08 | 25644.52 | 92.12 | 7.94 | 7.15 | 1401.42 | August |
| 254.25 | 30553.69 | 78.34 | 7.67 | 7.54 | 1158.97 | September |
| 256.51 | 27223.78 | 84.55 | 8.30 | 8.59 | 1137.20 | October |
| 300.79 | 28350.54 | 82.22 | 11.14 | 7.67 | 1379.50 | November |
| 282.91 | 33367.26 | 80.08 | 11.47 | 6.96 | 1310.52 | December |
| 298.43 | 32656.83 | 89.21 | 11.74 | ... | 1268.06 | January |
| 274.75 | 28305.99 | 80.70 | 14.47 | ... | 1320.59 | February |
| 275.96 | 33279.61 | ... | ... | ... | ... | March |
| 282.52 | 29394.23 | ... | ... | ... | ... | April |

CENTRAL BANK

| End of Period | Net Foreign Assets | Claims on other Depository Corporations | Claims on Central Govt.(net) | | | Claims on Other Sectors | Monetary Base | |
|----------------------------|--------------------|---|------------------------------|------------------------------|-----------------|-------------------------|-------------------------|--|
| | | | Claims on Central Govt. | Liabilities to Central Govt. | Total (3-4) | | Currency in Circulation | Liabilities to other Depository Corporations |
| | 1 | 2 | 3 | 4 | 5 | 6 | 7 | 8 |
| 2017-18 | 253510.0 | 7347.2 | 22375.9 | 9706.7 | 12669.2 | 5756.5 | 153411.2 | 78799.2 |
| 2018-19 | 257195.6 | 7031.1 | 32153.4 | 10645.9 | 21507.5 | 5537.7 | 168858.3 | 75787.5 |
| 2019-20 | 286040.9 | 15922.6 | 47201.9 | 14955.8 | 32246.1 | 5752.0 | 206552.2 | 76360.4 |
| 2020-21 | 366917.3 | 22091.2 | 33870.8 | 25244.5 | 8626.3 | 5935.6 | 225322.2 | 121126.0 |
| 2021-22 | 347746.8 | 19369.2 | 58719.3 | 13785.7 | 44933.6 | 6093.7 | 254519.5 | 90931.1 |
| July | 369407.4 | 22153.5 | 30308.7 | 26352.0 | 3956.7 | 5924.5 | 244502.5 | 103422.8 |
| August | 370194.0 | 22049.5 | 29387.5 | 35565.9 | -6178.4 | 5901.7 | 232100.9 | 92156.4 |
| September | 361731.1 | 21647.1 | 32563.0 | 35409.3 | -2846.3 | 5877.3 | 226089.4 | 95654.4 |
| October | 358587.0 | 20697.1 | 32655.5 | 34229.0 | -1573.5 | 5877.8 | 224139.1 | 94219.5 |
| November | 352220.0 | 20523.0 | 32464.5 | 24929.8 | 7534.7 | 5862.5 | 225421.6 | 105450.5 |
| December | 354607.3 | 19514.0 | 32245.1 | 36917.7 | -4672.6 | 5944.0 | 227883.1 | 94124.4 |
| January | 351964.2 | 19282.0 | 32210.9 | 33232.8 | -1021.9 | 5932.2 | 229783.9 | 91827.1 |
| February | 351813.7 | 18911.2 | 32318.3 | 34254.8 | -1936.5 | 5940.9 | 231253.1 | 89403.3 |
| March | 344757.0 | 19482.3 | 32001.1 | 28912.8 | 3088.3 | 5946.5 | 230291.6 | 89215.0 |
| April | 337432.5 | 24310.7 | 38110.8 | 15883.0 | 22227.8 | 5981.8 | 254121.9 | 84014.4 |
| May | 343399.6 | 25846.8 | 46116.0 | 28513.9 | 17602.1 | 6002.7 | 243684.0 | 85473.5 |
| June | 347746.8 | 19369.2 | 58719.3 | 13785.7 | 44933.6 | 6093.7 | 254519.5 | 90931.1 |
| 2022-23^P | 287497.5 | 66711.3 | 156819.7 | 12866.8 | 143952.9 | 6413.1 | 310153.4 | 71488.9 |
| July | 341807.6 | 29619.2 | 67405.9 | 23212.3 | 44193.6 | 6067.6 | 262931.1 | 80205.9 |
| August | 323766.6 | 33219.0 | 69696.6 | 16551.9 | 53144.7 | 6082.3 | 261231.0 | 78318.7 |
| September | 319038.2 | 30920.1 | 75773.6 | 12718.9 | 63054.7 | 6098.4 | 259946.1 | 78316.1 |
| October | 309741.7 | 27583.6 | 86383.0 | 11896.1 | 74486.9 | 6128.4 | 256374.7 | 77266.9 |
| November | 300467.3 | 40434.3 | 91010.0 | 8362.0 | 82648.0 | 6152.1 | 272891.6 | 71651.6 |
| December | 297498.1 | 70326.4 | 104438.3 | 8240.8 | 96197.5 | 6203.0 | 290646.3 | 87532.9 |
| January | 290993.2 | 53575.0 | 107240.6 | 9000.4 | 98240.2 | 6210.4 | 285416.2 | 65463.4 |
| February | 285064.4 | 60596.3 | 114387.9 | 15179.8 | 99208.1 | 6240.5 | 280759.2 | 67766.1 |
| March | 280533.0 | 62689.1 | 117157.2 | 14875.5 | 102281.7 | 6268.7 | 277214.3 | 66530.7 |
| April | 275846.0 | 60203.0 | 135283.2 | 9256.9 | 126026.3 | 6303.3 | 289874.7 | 65838.6 |
| May | 275078.7 | 60715.5 | 132652.2 | 13179.2 | 119473.0 | 6324.8 | 278217.1 | 68169.2 |
| June | 287497.5 | 66711.3 | 156819.7 | 12866.8 | 143952.9 | 6413.1 | 310153.4 | 71488.9 |
| 2023-24^P | | | | | | | | |
| July | 284092.3 | 68543.2 | 147168.8 | 13015.6 | 134153.2 | 6371.7 | 290730.8 | 72729.8 |
| August | 272944.3 | 67766.7 | 145873.4 | 23547.7 | 122325.7 | 6371.6 | 280673.9 | 68362.7 |
| September | 258981.4 | 80732.4 | 137889.4 | 22906.1 | 114983.3 | 6370.6 | 275491.9 | 66906.0 |
| October | 248079.8 | 91983.4 | 126729.0 | 14717.7 | 112011.3 | 6395.0 | 271207.1 | 66886.5 |
| November | 235600.5 | 101294.1 | 131598.9 | 14762.6 | 116836.3 | 6435.5 | 272673.3 | 65830.3 |
| December | 248198.9 | 130735.4 | 125678.4 | 15718.1 | 109960.3 | 6525.5 | 277805.1 | 92627.8 |
| January | 232550.2 | 115609.7 | 124560.7 | 14978.4 | 109582.3 | 6512.3 | 280636.5 | 64843.3 |
| February | 229743.6 | 123690.4 | 122255.6 | 10202.7 | 112052.9 | 6531.0 | 282559.6 | 68393.2 |
| March | 226890.9 | 125740.9 | 126602.8 | 10033.0 | 116569.8 | 6556.8 | 289310.8 | 65551.4 |

Source : Statistics Department , Bangladesh Bank

P=Provisional

SURVEY

TABLE-XXIV

(Taka in crore)

| Deposits included in Broad Money | Securities Other than Shares, included in Broad money | Total (7+8+9+10) | Deposits excluded from Broad Money | Securities Other than Shares, excluded from Broad Money | Loans | Financial Derivatives | Trade Credit & advances | Shares & Other Equity | Other items (net) |
|----------------------------------|---|------------------|------------------------------------|---|------------|-----------------------|-------------------------|-----------------------|-------------------|
| 9 | 10 | 11 | 12 | 13 | 14 | 15 | 16 | 17 | 18 |
| 3.3 | 0.0 | 232213.7 | 345.5 | 0.0 | 0.0 | 0.0 | 0.0 | 30308.5 | 16415.2 |
| 13.1 | 0.0 | 244658.9 | 411.8 | 0.0 | 0.0 | 0.0 | 0.0 | 33548.6 | 12652.6 |
| 28.9 | 0.0 | 282941.5 | 1272.5 | 0.0 | 0.0 | 0.0 | 0.0 | 36493.6 | 19254.0 |
| 57.5 | 0.0 | 346505.7 | 1529.9 | 0.0 | 0.0 | 0.0 | 0.0 | 43524.7 | 12010.1 |
| 48.2 | 0.0 | 345498.8 | 1321.7 | 0.0 | 0.0 | 0.0 | 0.0 | 62830.4 | 8492.4 |
| 56.6 | 0.0 | 347981.9 | 912.2 | 0.0 | 0.0 | 0.0 | 0.0 | 43678.4 | 8869.6 |
| 29.0 | 0.0 | 324286.3 | 1276.4 | 0.0 | 0.0 | 0.0 | 0.0 | 45470.5 | 20933.6 |
| 8.2 | 0.0 | 321752.0 | 1283.3 | 0.0 | 0.0 | 0.0 | 0.0 | 45638.4 | 17735.5 |
| 11.0 | 0.0 | 318369.6 | 1211.9 | 0.0 | 0.0 | 0.0 | 0.0 | 47011.4 | 16995.5 |
| 21.2 | 0.0 | 330893.3 | 1361.8 | 0.0 | 0.0 | 0.0 | 0.0 | 46727.3 | 7157.8 |
| 53.7 | 0.0 | 322061.2 | 1170.9 | 0.0 | 0.0 | 0.0 | 0.0 | 47147.3 | 5013.3 |
| 73.8 | 0.0 | 321684.8 | 1552.8 | 0.0 | 0.0 | 0.0 | 0.0 | 46965.6 | 5953.3 |
| 7.2 | 0.0 | 320663.6 | 1414.8 | 0.0 | 0.0 | 0.0 | 0.0 | 47406.6 | 5244.3 |
| 17.4 | 0.0 | 319524.0 | 987.5 | 0.0 | 0.0 | 0.0 | 0.0 | 47080.1 | 5682.5 |
| 9.6 | 0.0 | 338145.9 | 1125.1 | 0.0 | 0.0 | 0.0 | 0.0 | 44841.8 | 5840.0 |
| 20.5 | 0.0 | 329178.0 | 1722.6 | 0.0 | 0.0 | 0.0 | 0.0 | 56082.2 | 5868.4 |
| 48.2 | 0.0 | 345498.8 | 1321.7 | 0.0 | 0.0 | 0.0 | 0.0 | 62830.4 | 8492.4 |
| 148.5 | 0.0 | 381790.8 | 2173.5 | 0.0 | 0.0 | 0.0 | 0.0 | 102034.3 | 18557.6 |
| 121.6 | 0.0 | 343258.6 | 1946.2 | 0.0 | 0.0 | 0.0 | 0.0 | 67892.5 | 8590.7 |
| 104.8 | 0.0 | 339654.5 | 1597.2 | 0.0 | 0.0 | 0.0 | 0.0 | 67820.6 | 7140.3 |
| 127.6 | 0.0 | 338389.8 | 1770.2 | 0.0 | 0.0 | 0.0 | 0.0 | 68004.8 | 10946.6 |
| 136.5 | 0.0 | 333778.1 | 1872.7 | 0.0 | 0.0 | 0.0 | 0.0 | 72132.5 | 10157.3 |
| 114.7 | 0.0 | 344657.9 | 1517.4 | 0.0 | 0.0 | 0.0 | 0.0 | 77967.5 | 5558.9 |
| 115.3 | 0.0 | 378294.5 | 1640.2 | 0.0 | 0.0 | 0.0 | 0.0 | 84157.9 | 6132.4 |
| 183.6 | 0.0 | 351063.2 | 1311.3 | 0.0 | 0.0 | 0.0 | 0.0 | 90665.1 | 5979.2 |
| 86.0 | 0.0 | 348611.3 | 1988.4 | 0.0 | 0.0 | 0.0 | 0.0 | 92048.9 | 8460.7 |
| 109.8 | 0.0 | 343854.8 | 1638.3 | 0.0 | 0.0 | 0.0 | 0.0 | 98818.3 | 7461.1 |
| 125.4 | 0.0 | 355838.7 | 2741.5 | 0.0 | 0.0 | 0.0 | 0.0 | 103317.8 | 6480.6 |
| 98.0 | 0.0 | 346484.3 | 2466.5 | 0.0 | 0.0 | 0.0 | 0.0 | 106997.7 | 5643.5 |
| 148.5 | 0.0 | 381790.8 | 2173.5 | 0.0 | 0.0 | 0.0 | 0.0 | 102034.3 | 18557.6 |
| 395.8 | 0.0 | 363856.4 | 1995.5 | 0.0 | 0.0 | 0.0 | 0.0 | 112124.2 | 15184.3 |
| 358.9 | 0.0 | 349395.5 | 1387.8 | 0.0 | 0.0 | 0.0 | 0.0 | 114177.6 | 4447.4 |
| 15.1 | 0.0 | 342413.0 | 2256.3 | 0.0 | 0.0 | 0.0 | 0.0 | 115288.2 | 1110.2 |
| 34.7 | 0.0 | 338128.3 | 2202.8 | 0.0 | 0.0 | 0.0 | 0.0 | 118015.5 | 122.9 |
| 28.7 | 0.0 | 338532.3 | 1532.6 | 0.0 | 0.0 | 0.0 | 0.0 | 121389.2 | -1287.7 |
| 37.5 | 0.0 | 370470.4 | 2687.0 | 0.0 | 0.0 | 0.0 | 0.0 | 123799.8 | -1537.1 |
| 32.3 | 0.0 | 345512.1 | 1917.2 | 0.0 | 0.0 | 0.0 | 0.0 | 123916.9 | -7091.7 |
| 44.2 | 0.0 | 350997.0 | 1399.8 | 0.0 | 0.0 | 0.0 | 0.0 | 125036.3 | -5415.2 |
| 48.5 | 0.0 | 354910.7 | 1577.3 | 0.0 | 0.0 | 0.0 | 0.0 | 127482.7 | -8212.3 |

DEPOSITORY

| End of Period | Net Foreign Assets | Domestic Claims | | | Broad Money Liabilities | | | |
|----------------------------|--------------------|-----------------------------|------------------------|------------------|--|-----------------------|------------------|---|
| | | Net Claims on Central Govt. | Claims on Other Sector | Total (2+3) | Currency Outside Depository Corporations | Transferable Deposits | Other Deposits | Securities Other than Shares, Included in Broad Money |
| | 1 | 2 | 3 | 4 | 5 | 6 | 7 | 8 |
| 2017-18 | 219839.3 | 317375.1 | 1038405.3 | 1355780.4 | 139383.0 | 113589.4 | 894292.2 | 226328.5 |
| 2018-19 | 220491.0 | 386582.8 | 1153197.0 | 1539779.8 | 152754.4 | 118282.1 | 988445.9 | 275041.7 |
| 2019-20 | 250287.4 | 465640.7 | 1247986.9 | 1713627.6 | 190570.5 | 135586.2 | 1090287.0 | 288223.6 |
| 2020-21 | 334673.7 | 548617.7 | 1349330.6 | 1897948.3 | 207949.2 | 165171.2 | 1226821.1 | 329302.4 |
| 2021-22 | 304447.5 | 631729.8 | 1539232.5 | 2170962.3 | 234783.0 | 189735.0 | 1324229.7 | 350604.9 |
| July | 335464.6 | 558745.6 | 1351563.4 | 1910309.0 | 225471.3 | 157202.2 | 1235403.4 | 331443.1 |
| August | 337094.0 | 553983.5 | 1361418.6 | 1915402.1 | 211940.1 | 159936.1 | 1244737.8 | 335103.6 |
| September | 327692.7 | 562775.2 | 1378515.3 | 1941290.5 | 208030.8 | 156374.3 | 1258399.0 | 338034.5 |
| October | 326538.5 | 567473.0 | 1387958.1 | 1955431.1 | 204300.9 | 158697.7 | 1267941.7 | 338909.1 |
| November | 314277.9 | 577140.0 | 1405314.0 | 1982454.0 | 206695.7 | 159863.3 | 1273348.4 | 339683.3 |
| December | 316672.7 | 570699.7 | 1434086.7 | 2004786.4 | 209115.4 | 168738.7 | 1280582.3 | 339359.1 |
| January | 311412.0 | 571027.3 | 1440436.2 | 2011463.5 | 210156.8 | 161356.5 | 1280546.4 | 342059.7 |
| February | 307536.7 | 573512.3 | 1455201.2 | 2028713.5 | 210642.7 | 159360.8 | 1289952.4 | 344654.6 |
| March | 301040.0 | 579903.8 | 1468552.2 | 2048456.0 | 211049.2 | 162818.3 | 1295252.3 | 346631.2 |
| April | 295179.6 | 599673.7 | 1490545.6 | 2090219.3 | 235145.5 | 166555.2 | 1302391.4 | 347784.8 |
| May | 297616.0 | 596675.5 | 1508722.2 | 2105397.7 | 223490.8 | 169461.8 | 1311306.6 | 348540.1 |
| June | 304447.5 | 631729.8 | 1539232.5 | 2170962.3 | 234783.0 | 189735.0 | 1324229.7 | 350604.9 |
| 2022-23^P | 271444.4 | 730616.1 | 1682224.7 | 2412840.8 | 290116.9 | 199986.1 | 1436739.1 | 349315.4 |
| July | 297631.3 | 632451.6 | 1543105.5 | 2175557.1 | 240348.5 | 180626.8 | 1328217.7 | 351039.4 |
| August | 282784.6 | 639377.1 | 1552956.9 | 2192334.0 | 240188.1 | 177147.4 | 1335603.5 | 351219.7 |
| September | 279452.1 | 643380.1 | 1570530.1 | 2213910.2 | 238302.0 | 179326.6 | 1347573.2 | 351320.3 |
| October | 269847.2 | 655002.4 | 1582316.2 | 2237318.6 | 234409.4 | 179566.3 | 1352534.9 | 350456.3 |
| November | 266772.8 | 647965.9 | 1594764.1 | 2242730.0 | 251267.1 | 180759.6 | 1349103.0 | 349646.6 |
| December | 269553.5 | 641133.5 | 1613160.8 | 2254294.3 | 266460.0 | 184659.8 | 1348157.2 | 348407.6 |
| January | 264791.3 | 651154.8 | 1611838.4 | 2262993.2 | 261259.9 | 180701.2 | 1351850.9 | 348407.6 |
| February | 265788.9 | 656952.8 | 1618433.7 | 2275386.5 | 255924.9 | 180185.4 | 1367824.9 | 348275.7 |
| March | 261554.0 | 671213.8 | 1632436.9 | 2303650.7 | 252913.9 | 181040.4 | 1384482.7 | 347843.0 |
| April | 259233.8 | 701748.6 | 1642236.0 | 2343984.6 | 261593.3 | 185702.1 | 1403404.4 | 348590.5 |
| May | 255029.0 | 705007.7 | 1656067.6 | 2361075.3 | 254038.1 | 185153.2 | 1418362.7 | 349301.1 |
| June | 271444.4 | 730616.1 | 1682224.7 | 2412840.8 | 290116.9 | 199986.1 | 1436739.1 | 349315.4 |
| 2023-24^P | | | | | | | | |
| July | 274298.8 | 732794.6 | 1675780.3 | 2408574.9 | 264545.7 | 193117.3 | 1457685.0 | 349129.2 |
| August | 263685.6 | 724057.2 | 1686202.1 | 2410259.3 | 256537.0 | 187721.8 | 1475250.5 | 348448.8 |
| September | 251186.7 | 712650.4 | 1706448.5 | 2419098.9 | 251677.7 | 187933.2 | 1479825.7 | 348369.0 |
| October | 242178.7 | 707899.4 | 1721393.7 | 2429293.1 | 244105.7 | 194822.5 | 1486765.1 | 347525.6 |
| November | 227888.8 | 702218.6 | 1741306.4 | 2443525.0 | 246597.1 | 192534.7 | 1494585.4 | 346172.1 |
| December | 240084.7 | 686862.0 | 1764046.1 | 2450908.1 | 253010.6 | 198613.6 | 1502510.7 | 344164.5 |
| January | 230584.5 | 701985.6 | 1759248.1 | 2461233.7 | 255434.5 | 188247.9 | 1504989.2 | 343111.9 |
| February | 226211.6 | 717356.9 | 1765826.5 | 2483183.4 | 255706.0 | 192021.1 | 1517884.2 | 341752.0 |
| March | 224047.2 | 728215.6 | 1786113.5 | 2514329.1 | 259309.4 | 196041.6 | 1529874.8 | 341752.0 |

Source : Statistics Department, Bangladesh Bank

CORPORATIONS SURVEY

Table-XXV

(Taka in crore)

| Total (5+6+7+8) | Deposits Excluded from Broad Money | Securities Other than Shares, excluded from Broad Money | Loans | Financial Derivatives | Trade Credit & Advances | Shares & Other Equity | Other Items (net) |
|--------------------|---|---|--------------|--------------------------|-------------------------------|-----------------------------|-------------------------|
| 9 | 10 | 11 | 12 | 13 | 14 | 15 | 16 |
| 1373593.1 | 466.8 | 1708.0 | 162.2 | 0.0 | 0.0 | 149063.6 | 50626.0 |
| 1534524.1 | 559.3 | 2074.2 | 215.9 | 0.0 | 0.0 | 153559.5 | 69337.8 |
| 1704667.3 | 1431.1 | 2131.0 | 127.3 | 0.0 | 0.0 | 162648.1 | 92910.2 |
| 1929243.9 | 1821.9 | 2833.2 | 147.8 | 0.0 | 0.0 | 186910.6 | 111664.6 |
| 2099352.6 | 1590.4 | 3021.0 | 350.8 | 0.0 | 0.0 | 206528.8 | 164566.1 |
| 1949520.0 | 1157.6 | 2799.0 | 158.1 | 0.0 | 0.0 | 184277.0 | 107861.9 |
| 1951717.6 | 1585.4 | 2741.2 | 180.6 | 0.0 | 0.0 | 186434.2 | 109837.1 |
| 1960838.6 | 1664.1 | 2716.1 | 152.3 | 0.0 | 0.0 | 187607.8 | 116004.3 |
| 1969849.4 | 1534.5 | 3118.6 | 219.5 | 0.0 | 0.0 | 189341.3 | 117905.8 |
| 1979590.7 | 1667.8 | 2817.6 | 217.7 | 0.0 | 0.0 | 189875.1 | 122563.0 |
| 1997795.5 | 1472.0 | 3034.2 | 281.5 | 0.0 | 0.0 | 198589.2 | 120286.7 |
| 1994119.4 | 1887.4 | 2995.9 | 290.6 | 0.0 | 0.0 | 184327.5 | 139254.4 |
| 2004610.5 | 1766.1 | 2990.7 | 312.6 | 0.0 | 0.0 | 187083.4 | 139486.6 |
| 2015751.0 | 1371.4 | 3027.6 | 286.1 | 0.0 | 0.0 | 187317.4 | 141742.0 |
| 2051876.9 | 1400.7 | 3015.1 | 360.1 | 0.0 | 0.0 | 184524.4 | 144221.2 |
| 2052799.3 | 2091.6 | 3000.8 | 316.3 | 0.0 | 0.0 | 197736.0 | 147069.0 |
| 2099352.6 | 1590.4 | 3021.0 | 350.8 | 0.0 | 0.0 | 206528.8 | 164566.1 |
| 2276157.5 | 2551.0 | 3001.4 | 212.8 | 0.0 | 0.0 | 236062.3 | 166300.2 |
| 2100232.4 | 2255.9 | 2982.4 | 350.0 | 0.0 | 0.0 | 213112.9 | 154254.8 |
| 2104158.7 | 2231.3 | 2833.3 | 349.9 | 0.0 | 0.0 | 214757.2 | 150788.2 |
| 2116522.1 | 2164.1 | 2790.8 | 226.8 | 0.0 | 0.0 | 216724.7 | 154933.8 |
| 2116966.9 | 2367.3 | 2712.4 | 361.5 | 0.0 | 0.0 | 224813.0 | 159944.7 |
| 2130776.3 | 2152.0 | 2663.9 | 413.6 | 0.0 | 0.0 | 230456.8 | 143040.2 |
| 2147684.6 | 2251.8 | 2904.0 | 181.4 | 0.0 | 0.0 | 242961.0 | 127865.0 |
| 2142219.6 | 1782.8 | 2882.0 | 354.6 | 0.0 | 0.0 | 231213.8 | 149331.7 |
| 2152210.9 | 2414.8 | 2872.2 | 306.8 | 0.0 | 0.0 | 221862.8 | 161507.9 |
| 2166280.0 | 2208.3 | 3028.3 | 225.0 | 0.0 | 0.0 | 230398.6 | 163064.5 |
| 2199290.3 | 3354.8 | 3129.8 | 338.2 | 0.0 | 0.0 | 234145.1 | 162960.2 |
| 2206855.1 | 2835.8 | 3020.0 | 221.9 | 0.0 | 0.0 | 237211.7 | 165959.8 |
| 2276157.5 | 2551.0 | 3001.4 | 212.8 | 0.0 | 0.0 | 236062.3 | 166300.2 |
| 2264477.2 | 2367.9 | 2971.3 | 374.3 | 0.0 | 0.0 | 243056.3 | 169626.7 |
| 2267958.1 | 1774.4 | 2911.8 | 321.9 | 0.0 | 0.0 | 247771.8 | 153206.9 |
| 2267805.6 | 2838.2 | 3016.1 | 210.5 | 0.0 | 0.0 | 251682.1 | 144733.1 |
| 2273218.9 | 2555.5 | 2998.4 | 181.4 | 0.0 | 0.0 | 253994.4 | 138523.2 |
| 2279889.3 | 1923.0 | 3144.0 | 243.0 | 0.0 | 0.0 | 259688.2 | 126526.3 |
| 2298299.4 | 3147.4 | 3785.7 | 221.5 | 0.0 | 0.0 | 269969.2 | 115569.6 |
| 2291783.5 | 2419.7 | 3768.2 | 271.3 | 0.0 | 0.0 | 251396.9 | 142178.6 |
| 2307363.3 | 1838.6 | 3737.8 | 478.5 | 0.0 | 0.0 | 254609.3 | 141367.5 |
| 2326977.8 | 2020.0 | 3821.4 | 282.7 | 0.0 | 0.0 | 258225.8 | 147048.6 |

IMPORTANT ECONOMIC INDICATORS OF BANGLADESH WITH SAARC COUNTRIES **TABLE-XXVI**

(Taka in Million)

| Period | Export * | Import** | Service inflows*** | Service outflows*** | Wage Earners Remittance | FDI inflows(Net) | Portfolio investment inflows | |
|----------------|------------------|-------------------|--------------------|---------------------|-------------------------|------------------|------------------------------|-------|
| 2022-23 | 234119.76 | 1089478.04 | 64027.43 | 111625.31 | 4650.89 | 17112.78 | 15.63 | |
| Jul-Sep | Afganistan | 141.09 | 162.52 | 26.83 | 6.48 | 49.32 | 0.00 | 0.00 |
| | Bhutan | 631.17 | 1107.47 | 23.18 | 439.89 | 25.53 | 0.00 | 0.00 |
| | India | 58083.40 | 254074.20 | 12254.75 | 27888.33 | 259.44 | 2545.49 | 0.00 |
| | Maldives | 56.23 | 89.00 | 71.74 | 106.12 | 624.62 | 0.00 | 0.00 |
| | Nepal | 1497.67 | 30.55 | 187.90 | 142.53 | 16.08 | 15.17 | 0.00 |
| | Pakistan | 1793.77 | 21393.89 | 76.87 | 820.59 | 13.27 | 464.54 | 0.00 |
| | Sri Lanka | 1202.51 | 2822.05 | 2403.43 | 2647.76 | 43.64 | -896.85 | 0.00 |
| Oct-Dec | Afganistan | 442.75 | 194.79 | 27.24 | 0.89 | 9.82 | 0.00 | 0.00 |
| | Bhutan | 658.58 | 1488.53 | 17.92 | 550.30 | 9.75 | 0.00 | 0.00 |
| | India | 51371.41 | 221341.95 | 13777.38 | 21255.97 | 171.08 | 3464.17 | 0.00 |
| | Maldives | 110.23 | 116.37 | 29.44 | 121.49 | 205.19 | 0.00 | 0.00 |
| | Nepal | 1139.37 | 119.93 | 179.33 | 215.08 | 10.74 | 5.86 | 0.00 |
| | Pakistan | 2184.16 | 18733.57 | 86.33 | 682.33 | 8.76 | 537.31 | 15.63 |
| | Sri Lanka | 1709.94 | 2186.34 | 1908.79 | 1615.12 | 26.42 | 1889.37 | 0.00 |
| Jan-Mar | Afganistan | 291.99 | 522.82 | 2.38 | 2.06 | 332.72 | 0.00 | 0.00 |
| | Bhutan | 498.55 | 1984.67 | 35.98 | 647.71 | 12.15 | 0.00 | 0.00 |
| | India | 56243.34 | 266528.31 | 14182.49 | 24194.14 | 354.70 | 3098.73 | 0.00 |
| | Maldives | 120.48 | 131.76 | 27.83 | 127.26 | 363.41 | 0.00 | 0.00 |
| | Nepal | 883.50 | 122.30 | 203.25 | 213.66 | 15.11 | -3.03 | 0.00 |
| | Pakistan | 2011.02 | 16733.94 | 79.35 | 585.94 | 18.20 | 519.82 | 0.00 |
| | Sri Lanka | 1808.12 | 2262.70 | 1590.47 | 1538.40 | 48.48 | 1219.31 | 0.00 |
| Apr-Jun | Afganistan | 250.12 | 697.81 | 1.52 | 3.38 | 13.62 | 0.00 | 0.00 |
| | Bhutan | 394.10 | 1404.64 | 28.13 | 572.34 | 26.23 | 0.00 | 0.00 |
| | India | 45291.52 | 254346.39 | 14767.98 | 24140.26 | 304.24 | 2805.68 | 0.00 |
| | Maldives | 98.49 | 132.01 | 124.64 | 88.16 | 1619.45 | 0.00 | 0.00 |
| | Nepal | 848.24 | 118.49 | 332.75 | 331.73 | 29.32 | 11.49 | 0.00 |
| | Pakistan | 2376.98 | 18003.12 | 49.56 | 633.99 | 20.84 | 44.90 | 0.00 |
| | Sri Lanka | 1981.03 | 2627.92 | 1529.99 | 2053.39 | 18.76 | 1390.83 | 0.00 |

Note: * As per record of EPB (usually on fob basis)

** Based on custom records calculated on c&f basis

*** i) Based on banking channel data excluding goods procured in ports by carriers and goods acquired under merchanting

ii) CMT values are not adjusted.

Source: 1. Export Promotion Bureau (EPB) for Export Data 2. National Board of Revenue (NBR) for Import Data

3. Statistics Department of Bangladesh Bank for Service Inflows, Service Outflows, Wage Earners Remittance Data,

FDI inflows(Net) and Portfolio investment inflows

IMPORTANT ECONOMIC INDICATORS OF SAARC COUNTRIES
TABLE XXVII
(In Million US\$)

| Period | Export (f.o.b) | Import (f.o.b) | Bank credit to commercial sector | FDI (Net Inflow) | Foreign Exchange Reserve | Inflation | Exchange Rate (CY/\$) |
|----------------------------|----------------|----------------|----------------------------------|------------------|--------------------------|-----------|-----------------------|
| 2021-22 | | | | | | | |
| Jul-Sep | Afghanistan | ... | ... | ... | ... | ... | ... |
| | Bangladesh | 11022.00 | 16351.30 | 129174.93 | 671.50 | 46199.80 | 5.52 |
| | Bhutan | 269.54 | 319.32 | 2129.81 | 0.02 | 1296.79 | 4.97 |
| | India | 102719.69 | 147455.65 | 1475564.22 | 8697.26 | 635362.77 | 5.08 |
| | Maldives | 63.01 | 616.85 | 205.05 | ... | 1016.75 | 0.23 |
| | Nepal | 548.54 | 4034.50 | 6832.71 | ... | 9768.58 | ... |
| | Pakistan | ... | ... | ... | ... | ... | ... |
| | Sri Lanka | ... | ... | ... | ... | ... | ... |
| Oct-Dec | Afghanistan | ... | ... | ... | ... | ... | ... |
| | Bangladesh | 13676.60 | 20690.00 | 134467.74 | 1092.17 | 46153.90 | 5.49 |
| | Bhutan | 192.90 | 340.27 | 2114.75 | 0.02 | 975.25 | 6.87 |
| | India | 106795.10 | 166971.36 | 1558774.89 | 4558.64 | 633614.31 | 5.01 |
| | Maldives | 85.77 | 800.83 | 199.62 | ... | 805.81 | 0.54 |
| | Nepal | 449.12 | 4348.21 | 6960.15 | ... | 8935.14 | ... |
| | Pakistan | ... | ... | ... | ... | ... | ... |
| | Sri Lanka | ... | ... | ... | ... | ... | ... |
| Jan-Mar | Afghanistan | ... | ... | ... | ... | ... | ... |
| | Bangladesh | 13907.12 | 20985.53 | 136683.13 | 888.48 | 44146.80 | 5.69 |
| | Bhutan | ... | ... | ... | ... | ... | ... |
| | India | 117048.72 | 171640.44 | 1568628.04 | 13776.50 | 607309.13 | 6.34 |
| | Maldives | 114.64 | 769.19 | 204.17 | ... | 865.19 | 0.87 |
| | Nepal | 345.64 | 3871.33 | 7154.39 | ... | 8307.23 | ... |
| | Pakistan | ... | ... | ... | ... | ... | ... |
| | Sri Lanka | ... | ... | ... | ... | ... | ... |
| Apr-Jun | Afghanistan | ... | ... | ... | ... | ... | ... |
| | Bangladesh | 13476.99 | 21546.70 | 132251.76 | 787.48 | 41826.70 | 5.98 |
| | Bhutan | ... | ... | ... | ... | ... | ... |
| | India | 120921.12 | 183558.01 | 1539147.48 | 13582.07 | 589154.57 | 7.28 |
| | Maldives | 89.53 | 931.74 | 212.53 | ... | 750.44 | 1.03 |
| | Nepal | 317.38 | 3649.78 | 7014.78 | ... | 8264.38 | ... |
| | Pakistan | ... | ... | ... | ... | ... | ... |
| | Sri Lanka | ... | ... | ... | ... | ... | ... |
| 2022-23^P | | | | | | | |
| Jul-Sep | Afghanistan | ... | ... | ... | ... | ... | ... |
| | Bangladesh | 12496.90 | 20849.00 | 132040.66 | 1100.16 | 36476.40 | 6.65 |
| | Bhutan | ... | ... | ... | ... | ... | ... |
| | India | 110765.84 | 189086.35 | 1548685.97 | 6437.08 | 532663.72 | 7.04 |
| | Maldives | 79.05 | 876.14 | 211.64 | ... | 540.28 | 1.59 |
| | Nepal | 325.93 | 3124.85 | 6887.60 | ... | 8245.98 | ... |
| | Pakistan | ... | ... | ... | ... | ... | ... |
| | Sri Lanka | ... | ... | ... | ... | ... | ... |
| Oct-Dec | Afghanistan | ... | ... | ... | ... | ... | ... |
| | Bangladesh | 14814.37 | 17462.20 | 133407.76 | 703.83 | 33747.70 | 7.47 |
| | Bhutan | ... | ... | ... | ... | ... | ... |
| | India | 104574.57 | 177373.10 | 1607078.62 | 2321.67 | 562720.56 | 6.12 |
| | Maldives | 116.53 | 938.60 | 218.01 | ... | 832.09 | 2.33 |
| | Nepal | 296.28 | 2976.97 | 6711.46 | ... | 8634.34 | ... |
| | Pakistan | ... | ... | ... | ... | ... | ... |
| | Sri Lanka | ... | ... | ... | ... | ... | ... |

Source : Statistics Department , Bangladesh Bank

P=Provisional

... = Not Available

INVESTMENT UNDER

| Period | Investment on Sanchayapatra | | | | | Inv. on Post Office Savings Bank | | |
|----------------------------|-----------------------------|-----------------------|--------------------------------------|-------------------------|------------------|----------------------------------|-----------------|-----------------|
| | 5 years BD Sanchayapatra | Paribar Sanchayapatra | 3 Month Profit bearing Sanchayapatra | Pensioner Sanchayapatra | Total (1+2+3+4) | General A/C | Fixed A/C | Total (6+7) |
| | 1 | 2 | 3 | 4 | 5 | 6 | 7 | 8 |
| 2017-18 | 5778.93 | 25743.57 | 23651.01 | 5900.44 | 61073.95 | 3372.60 | 11661.04 | 15033.64 |
| 2018-19 | 10372.99 | 26930.83 | 27234.41 | 5043.63 | 69581.86 | 3202.32 | 15495.21 | 18697.53 |
| 2019-20 | 8491.06 | 16756.45 | 13843.54 | 4590.78 | 43681.83 | 3009.92 | 18637.46 | 21647.38 |
| 2020-21 | 9550.24 | 42794.80 | 31518.38 | 7403.10 | 91266.52 | 1963.54 | 16981.04 | 18944.58 |
| 2021-22^P | 9366.43 | 53146.05 | 32999.51 | 8140.11 | 103652.10 | 476.28 | 2742.31 | 3218.59 |
| July | 570.22 | 2484.97 | 1785.26 | 409.84 | 5250.29 | 16.16 | 29.94 | 46.10 |
| August | 691.98 | 4909.15 | 3278.11 | 746.50 | 9625.74 | 32.72 | 122.90 | 155.62 |
| September | 1015.11 | 5622.78 | 3554.91 | 775.67 | 10968.47 | 48.34 | 191.42 | 239.76 |
| October | 628.06 | 4437.35 | 2724.27 | 612.28 | 8401.96 | 40.81 | 178.40 | 219.21 |
| November | 606.20 | 4555.96 | 2747.55 | 638.18 | 8547.89 | 42.03 | 221.28 | 263.31 |
| December | 661.48 | 3693.25 | 2156.42 | 510.11 | 7021.26 | 42.82 | 227.70 | 270.52 |
| January | 886.47 | 4934.14 | 2964.46 | 727.04 | 9512.11 | 48.87 | 312.03 | 360.90 |
| February | 633.98 | 4798.47 | 2884.24 | 715.59 | 9032.28 | 41.68 | 296.70 | 338.38 |
| March | 746.01 | 5206.43 | 3009.46 | 849.28 | 9811.18 | 46.89 | 313.73 | 360.62 |
| April | 747.85 | 4028.60 | 2322.37 | 688.39 | 7787.21 | 36.30 | 244.49 | 280.79 |
| May | 887.08 | 3664.30 | 2254.97 | 659.36 | 7465.71 | 36.24 | 285.29 | 321.53 |
| June | 1291.99 | 4810.65 | 3317.49 | 807.87 | 10228.00 | 43.42 | 318.43 | 361.85 |
| 2022-23^P | 4398.85 | 38117.10 | 24674.29 | 7424.85 | 74615.09 | 514.69 | 4324.30 | 4838.99 |
| July | 737.77 | 3151.28 | 2030.08 | 601.25 | 6520.38 | 53.48 | 336.42 | 389.90 |
| August | 386.70 | 3577.52 | 2227.79 | 751.93 | 6943.94 | 48.07 | 387.23 | 435.30 |
| September | 306.93 | 3347.75 | 2129.31 | 661.57 | 6445.56 | 48.08 | 370.39 | 418.47 |
| October | 270.82 | 3199.66 | 1972.25 | 600.02 | 6042.75 | 45.40 | 352.57 | 397.97 |
| November | 276.22 | 3373.09 | 2017.23 | 667.42 | 6333.96 | 47.70 | 392.24 | 439.94 |
| December | 240.31 | 2664.09 | 1634.75 | 524.72 | 5063.87 | 42.75 | 342.03 | 384.78 |
| January | 357.71 | 3967.87 | 2502.23 | 776.28 | 7604.09 | 49.82 | 474.84 | 524.66 |
| February | 317.87 | 3373.00 | 2170.58 | 663.23 | 6524.68 | 40.13 | 410.39 | 450.52 |
| March | 284.96 | 3200.32 | 2128.58 | 633.11 | 6246.97 | 37.30 | 368.76 | 406.06 |
| April | 260.55 | 2623.93 | 1560.96 | 536.29 | 4981.73 | 33.91 | 277.89 | 311.80 |
| May | 369.25 | 3191.92 | 1987.77 | 588.65 | 6137.59 | 38.38 | 356.63 | 395.01 |
| June | 589.76 | 2446.67 | 2312.76 | 420.38 | 5769.57 | 29.67 | 254.91 | 284.58 |
| 2023-24^P | | | | | | | | |
| July | 358.31 | 3449.09 | 2754.65 | 623.55 | 7185.60 | 60.96 | 478.23 | 539.19 |
| August | 292.50 | 3101.37 | 2482.63 | 585.36 | 6461.86 | 47.04 | 393.87 | 440.91 |
| September | 250.49 | 3019.57 | 2408.44 | 553.40 | 6231.90 | 38.90 | 360.96 | 399.86 |
| October | 263.41 | 3316.35 | 2672.50 | 610.37 | 6862.63 | 50.93 | 378.86 | 429.79 |
| November | 244.80 | 3060.36 | 2405.65 | 587.04 | 6297.85 | 36.09 | 342.53 | 378.62 |
| December | 226.75 | 2429.56 | 1894.73 | 419.66 | 4970.70 | 39.07 | 327.30 | 366.37 |
| January | 297.42 | 3546.06 | 2789.87 | 746.49 | 7379.84 | 42.50 | 419.77 | 462.27 |
| February | 226.55 | 2949.43 | 2385.82 | 643.37 | 6205.17 | 34.37 | 359.59 | 393.96 |
| March | 223.49 | 2831.71 | 2215.60 | 552.85 | 5823.65 | 31.12 | 321.60 | 352.72 |

Note: *Other Investments includes postal life insurance, Bangladesh prizebond and bonus a/c.

Source : Department of National Savings

P=Provisional

NATIONAL SAVINGS SCHEMES

TABLE-XXVIII

(Taka in crore)

| Investment on NRBs Bond | | | | Other Investments* | Total Investment (5+8+12+13) | Principal Repayment | Profit Payment | Net Investment (14-15) | Outstanding Savings Position (As on end period) | Period |
|------------------------------|------------------------|---------------------------|-----------------|--------------------|------------------------------|---------------------|-----------------|------------------------|---|----------------------------|
| Wage Earner Development Bond | US Dollar Premium Bond | US Dollar Investment Bond | Total (9+10+11) | | | | | | | |
| 9 | 10 | 11 | 12 | 13 | 14 | 15 | 16 | 17 | 18 | |
| 1902.61 | 23.77 | 344.05 | 2270.43 | 406.66 | 78784.68 | 32254.38 | 20001.87 | 46530.30 | 287704.50 | 2017-18 |
| 1366.67 | 47.74 | 471.64 | 1886.05 | 176.94 | 90342.38 | 40402.92 | 24896.42 | 49939.46 | 287704.45 | 2018-19 |
| 1341.26 | 29.64 | 249.22 | 1620.12 | 178.43 | 67127.76 | 52699.41 | 28105.12 | 14428.35 | 302132.97 | 2019-20 |
| 1566.00 | 22.84 | 180.30 | 1769.14 | 208.04 | 112188.28 | 70174.21 | 35087.29 | 42014.07 | 344143.94 | 2020-21 |
| 866.29 | 15.03 | 101.71 | 983.03 | 208.49 | 108062.21 | 88155.10 | 40008.30 | 19907.11 | 364051.05 | 2021-22^P |
| 57.09 | 0.38 | 2.01 | 59.48 | 9.14 | 5365.01 | 3261.01 | 2092.21 | 2104.00 | 346247.94 | July |
| 84.74 | 0.35 | 1.57 | 86.66 | 23.48 | 9891.50 | 6262.90 | 2998.87 | 3628.60 | 349876.54 | August |
| 117.26 | 0.03 | 5.58 | 122.87 | 18.06 | 11349.16 | 8523.60 | 3511.39 | 2825.56 | 352702.10 | September |
| 80.52 | 0.69 | 5.14 | 86.35 | 15.19 | 8722.71 | 7956.19 | 3209.61 | 766.52 | 353468.62 | October |
| 100.17 | 0.39 | 3.61 | 104.17 | 26.02 | 8941.39 | 8240.29 | 3499.85 | 701.10 | 354169.72 | November |
| 50.26 | 1.08 | 5.42 | 56.76 | 13.80 | 7362.34 | 7798.29 | 3706.01 | -435.95 | 353733.77 | December |
| 68.48 | 1.08 | 5.06 | 74.62 | 18.39 | 9966.02 | 7389.30 | 3339.52 | 2576.72 | 356310.49 | January |
| 56.44 | 0.72 | 5.01 | 62.17 | 24.60 | 9457.43 | 6934.52 | 3176.54 | 2522.91 | 358833.40 | February |
| 78.83 | 1.50 | 3.57 | 83.90 | 15.50 | 10271.20 | 8456.49 | 3800.53 | 1814.71 | 360648.11 | March |
| 61.76 | 0.97 | 13.39 | 76.12 | 14.55 | 8158.67 | 7144.03 | 3116.34 | 1014.64 | 361662.75 | April |
| 54.66 | 2.69 | 7.87 | 65.22 | 12.51 | 7864.97 | 7226.29 | 3577.04 | 638.68 | 362301.43 | May |
| 56.08 | 5.15 | 43.48 | 104.71 | 17.25 | 10711.81 | 8962.19 | 3980.39 | 1749.62 | 364051.05 | June |
| 707.97 | 91.54 | 373.00 | 1172.51 | 232.02 | 80858.61 | 84154.57 | 44799.75 | -3295.96 | 360755.09 | 2022-23^P |
| 56.56 | 5.30 | 29.84 | 91.70 | 16.45 | 7018.43 | 6625.32 | 3437.00 | 393.11 | 364444.16 | July |
| 69.47 | 42.16 | 3.91 | 115.54 | 24.91 | 7519.69 | 7511.61 | 3813.79 | 8.08 | 364452.24 | August |
| 60.23 | 7.66 | 26.00 | 93.89 | 15.30 | 6973.22 | 7043.86 | 4797.86 | -70.64 | 364381.60 | September |
| 49.01 | 5.80 | 22.14 | 76.95 | 15.50 | 6533.17 | 7496.33 | 3844.79 | -963.16 | 363418.44 | October |
| 53.81 | 2.65 | 31.13 | 87.59 | 23.44 | 6884.93 | 7868.25 | 3796.75 | -983.32 | 362435.12 | November |
| 45.65 | 5.81 | 24.88 | 76.34 | 17.38 | 5542.37 | 7033.31 | 3799.34 | -1490.94 | 360944.18 | December |
| 77.82 | 6.14 | 52.97 | 136.93 | 19.28 | 8284.96 | 8247.54 | 3943.41 | 37.42 | 360981.60 | January |
| 65.96 | 2.63 | 34.74 | 103.33 | 26.81 | 7105.34 | 7545.42 | 3671.19 | -440.08 | 360541.52 | February |
| 65.68 | 1.95 | 59.75 | 127.38 | 14.98 | 6795.39 | 7447.45 | 3909.56 | -652.06 | 359889.46 | March |
| 54.65 | 1.69 | 17.75 | 74.09 | 13.61 | 5381.23 | 4799.44 | 3252.30 | 581.79 | 360471.25 | April |
| 60.69 | 7.72 | 49.21 | 117.62 | 29.99 | 6680.21 | 6129.14 | 3523.05 | 551.07 | 361022.32 | May |
| 48.44 | 2.03 | 20.68 | 71.15 | 14.37 | 6139.67 | 6406.90 | 3010.71 | -267.23 | 360755.09 | June |
| | | | | | | | | | | 2023-24^P |
| 84.83 | 6.34 | 21.44 | 112.61 | 23.26 | 7860.66 | 8208.24 | 3996.70 | -347.58 | 360407.51 | July |
| 70.14 | 6.27 | 38.87 | 115.28 | 31.55 | 7049.60 | 7819.11 | 3496.48 | -769.51 | 359638.00 | August |
| 51.35 | 0.64 | 49.14 | 101.13 | 12.90 | 6745.79 | 6893.64 | 3340.18 | -147.85 | 359490.15 | September |
| 68.29 | 4.82 | 34.67 | 107.78 | 19.82 | 7420.02 | 8460.18 | 3952.95 | -1040.16 | 358449.99 | October |
| 56.17 | 1.04 | 36.41 | 93.62 | 24.31 | 6794.40 | 8348.20 | 3841.48 | -1553.80 | 356896.19 | November |
| 47.77 | 1.62 | 20.00 | 69.39 | 13.63 | 5420.09 | 7624.41 | 3839.63 | -2204.32 | 354691.87 | December |
| 71.30 | 5.37 | 24.93 | 101.60 | 20.19 | 7963.90 | 9251.00 | 4047.53 | -1287.10 | 353404.77 | January |
| 46.52 | 5.25 | 14.90 | 66.67 | 25.96 | 6691.76 | 8233.20 | 3830.29 | -1541.44 | 351863.33 | February |
| 63.79 | 12.40 | 25.13 | 101.32 | 13.51 | 6291.20 | 9944.47 | 3868.82 | -3653.27 | 348210.06 | March |

NATIONAL

(Revised

| Period | Revenue and Foreign Grants | | | | | Expenditure | | | | |
|----------------------|----------------------------|-----------------|---------------|----------------|--|-----------------------|---------------------|-----------------------------------|----------|--------------------------|
| | Tax Revenue | Non-Tax Revenue | Revenue (1+2) | Foreign Grants | Total Revenue and Foreign Grants (3+4) | Recurrent Expenditure | Capital Expenditure | Total Operating Expenditure (6+7) | ADP | Non-ADP Special Projects |
| | 1 | 2 | 3 | 4 | 5 | 6 | 7 | 8 | 9 | 10 |
| 1999-00 | 17096.0 | 4249.0 | 21345.0 | 3609.0 | 24954.0 | 17898.0 | 1109.0 | 19007.0 | 16560.0 | 193.0 |
| 2000-01 | 19490.0 | 4683.0 | 24173.0 | 2929.0 | 27102.0 | 20136.0 | 1411.0 | 21547.0 | 17950.0 | 133.0 |
| 2001-02 | 21930.0 | 5740.0 | 27670.0 | 3482.0 | 31152.0 | 21037.0 | 1218.0 | 22255.0 | 15847.0 | 313.0 |
| 2002-03 | 24950.0 | 6170.0 | 31120.0 | 2447.0 | 33567.0 | 24255.0 | 1351.0 | 25606.0 | 17060.0 | 390.0 |
| 2003-04 | 28300.0 | 7100.0 | 35400.0 | 2663.0 | 38063.0 | 26807.0 | 1766.0 | 28573.0 | 19000.0 | 419.0 |
| 2004-05 | 31950.0 | 7250.0 | 39200.0 | 2644.0 | 41844.0 | 31590.0 | 2080.0 | 33670.0 | 20500.0 | 595.0 |
| 2005-06 | 36175.0 | 8693.0 | 44868.0 | 2476.0 | 47344.0 | 34805.0 | 2252.0 | 37057.0 | 21500.0 | 0.0 |
| 2006-07 | 39247.0 | 10225.0 | 49472.0 | 2150.0 | 51622.0 | 42064.0 | 2348.0 | 44412.0 | 21600.0 | 0.0 |
| 2007-08 | 48012.0 | 12527.0 | 60539.0 | 4388.0 | 64927.0 | 52255.0 | 4734.0 | 56989.0 | 22500.0 | 549.0 |
| 2008-09 | 55526.0 | 13654.0 | 69180.0 | 4929.0 | 74109.0 | 62676.0 | 4449.0 | 67125.0 | 23000.0 | 990.0 |
| 2009-10 | 63956.0 | 15528.0 | 79484.0 | 3742.0 | 83226.0 | 68711.0 | 8417.0 | 77128.0 | 28500.0 | 1180.0 |
| 2010-11 | 79052.0 | 16135.0 | 95187.0 | 4224.0 | 99411.0 | 77103.0 | 6074.0 | 83177.0 | 35880.0 | 1430.0 |
| 2011-12 | 96285.0 | 18600.0 | 114885.0 | 4460.0 | 119345.0 | 91823.0 | 9162.0 | 100985.0 | 41080.0 | 2142.0 |
| 2012-13 | 116824.0 | 22846.0 | 139670.0 | 5280.0 | 144950.0 | 102892.0 | 7735.0 | 110627.0 | 52366.0 | 3091.0 |
| 2013-14 | 130178.0 | 26493.0 | 156671.0 | 5956.0 | 162627.0 | 115998.0 | 18909.0 | 134907.0 | 60000.0 | 3058.0 |
| 2014-15 | 140676.0 | 22695.0 | 163371.0 | 5674.0 | 169045.0 | 127371.0 | 22028.0 | 149399.0 | 75000.0 | 3317.0 |
| 2015-16 | 155400.0 | 22000.0 | 177400.0 | 5027.0 | 182427.0 | 150379.0 | 13372.0 | 163751.0 | 91000.0 | 2687.0 |
| 2016-17 | 192261.0 | 26239.0 | 218500.0 | 4694.0 | 223194.0 | 178154.0 | 14778.0 | 192932.0 | 110700.0 | 2987.0 |
| 2017-18 | 232202.0 | 27252.0 | 259454.0 | 4457.0 | 263911.0 | 193828.0 | 16750.0 | 210578.0 | 148381.0 | 3140.0 |
| 2018-19 | 289600.0 | 27012.0 | 316612.0 | 3787.0 | 320399.0 | 247747.0 | 18981.0 | 266728.0 | 167000.0 | 4143.0 |
| 2019-20 | 313068.0 | 35001.0 | 348069.0 | 3454.0 | 351523.0 | 274907.0 | 20373.0 | 295280.0 | 192921.0 | 4846.0 |
| 2020-21 | 316000.0 | 35532.0 | 351532.0 | 3985.0 | 355517.0 | 302547.0 | 21141.0 | 323688.0 | 197643.0 | 4610.0 |
| 2021-22 | 346000.0 | 43000.0 | 389000.0 | 3192.0 | 392192.0 | 340572.0 | 26055.0 | 366627.0 | 209977.0 | 6336.0 |
| 2022-23 | 388000.0 | 45000.0 | 433000.0 | 3263.0 | 436263.0 | 390085.0 | 24198.0 | 414283.0 | 227566.0 | 7436.0 |
| 2023-24 ^P | 450000.0 | 50000.0 | 500000.0 | 3900.0 | 503900.0 | 436247.0 | 39034.0 | 475281.0 | 263000.0 | 7986.0 |

Source : Finance Division, Ministry of Finance

P: Proposed Budget

BUDGET STATISTICS

Budget only)

TABLE-XXIX

(Taka in crore)

| Scheme | Expenditure | | | | | | Overall Deficit (5-17) | Financing | | | Period |
|--------|--------------------------|--------------------------------------|-----------------------------------|------------------------|--------------------|-----------------------------------|------------------------|-------------------------|--------------------|-------------------------|----------------------|
| | Non-ADP FFW and Transfer | Development Expenditure (9+10+11+12) | Net Outlay for Food A/C Operation | Loans & Advances (Net) | Others Expenditure | Total Expenditure (8+13+14+15+16) | | Foreign Borrowing (Net) | Domestic Borrowing | Total Financing (19+20) | |
| 11 | 12 | 13 | 14 | 15 | 16 | 17 | 18 | 19 | 20 | 21 | |
| 0.0 | 496.0 | 17249.0 | -9.0 | -249.0 | 0.0 | 35998.0 | -11044.0 | 3100.0 | 7944.0 | 11044.0 | 1999-00 |
| 0.0 | 773.0 | 18856.0 | -122.0 | -422.0 | 0.0 | 39859.0 | -12757.0 | 3565.0 | 9192.0 | 12757.0 | 2000-01 |
| 0.0 | 733.0 | 16893.0 | -6.0 | -385.0 | 0.0 | 38757.0 | -7605.0 | 2759.0 | 4846.0 | 7605.0 | 2001-02 |
| 0.0 | 593.0 | 18043.0 | -74.0 | -1029.0 | 0.0 | 42546.0 | -8979.0 | 4543.0 | 4436.0 | 8979.0 | 2002-03 |
| 210.0 | 585.0 | 20214.0 | 508.0 | -928.0 | 1000.0 | 49367.0 | -11304.0 | 5329.0 | 5975.0 | 11304.0 | 2003-04 |
| 994.0 | 587.0 | 22676.0 | 168.0 | -1152.0 | 270.0 | 55632.0 | -13788.0 | 6187.0 | 7601.0 | 13788.0 | 2004-05 |
| 1363.0 | 763.0 | 23626.0 | 207.0 | -32.0 | 200.0 | 61058.0 | -13714.0 | 5574.0 | 8140.0 | 13714.0 | 2005-06 |
| 1579.0 | 283.0 | 23462.0 | 388.0 | -1455.0 | 29.0 | 66836.0 | -15214.0 | 5183.0 | 10031.0 | 15214.0 | 2006-07 |
| 496.0 | 804.0 | 24349.0 | 809.0 | 9761.0 | 1700.0 | 93608.0 | -28681.0 | 8756.0 | 19925.0 | 28681.0 | 2007-08 |
| 478.0 | 1234.0 | 25702.0 | 4.0 | 559.0 | 750.0 | 94140.0 | -20031.0 | 5833.0 | 14198.0 | 20031.0 | 2008-09 |
| 1009.0 | 1126.0 | 31815.0 | 60.0 | 1188.0 | 332.0 | 110523.0 | -27297.0 | 9972.0 | 17325.0 | 27297.0 | 2009-10 |
| 1011.0 | 1294.0 | 39615.0 | 351.0 | 6718.0 | 150.0 | 130011.0 | -30600.0 | 5783.0 | 24817.0 | 30600.0 | 2010-11 |
| 1144.0 | 1285.0 | 45651.0 | 384.0 | 14193.0 | 0.0 | 161213.0 | -41868.0 | 7399.0 | 34469.0 | 41868.0 | 2011-12 |
| 801.0 | 1493.0 | 57751.0 | 183.0 | 20765.0 | 0.0 | 189326.0 | -44376.0 | 11903.0 | 32473.0 | 44376.0 | 2012-13 |
| 893.0 | 1194.0 | 65145.0 | 188.0 | 15982.0 | 0.0 | 216222.0 | -53595.0 | 12613.0 | 40982.0 | 53595.0 | 2013-14 |
| 786.0 | 1373.0 | 80476.0 | 157.0 | 9636.0 | 0.0 | 239668.0 | -70623.0 | 15909.0 | 54714.0 | 70623.0 | 2014-15 |
| 585.0 | 1636.0 | 95908.0 | 201.0 | 4705.0 | 0.0 | 264565.0 | -82138.0 | 19963.0 | 62175.0 | 82138.0 | 2015-16 |
| 370.0 | 1933.0 | 115990.0 | 561.0 | 7691.0 | 0.0 | 317174.0 | -93980.0 | 24077.0 | 69903.0 | 93980.0 | 2016-17 |
| 261.0 | 1906.0 | 153688.0 | 3894.0 | 3335.0 | 0.0 | 371495.0 | -107584.0 | 41567.0 | 66017.0 | 107584.0 | 2017-18 |
| 299.0 | 2007.0 | 173449.0 | 282.0 | 2082.0 | 0.0 | 442541.0 | -122142.0 | 43397.0 | 78745.0 | 122142.0 | 2018-19 |
| 1833.0 | 2749.0 | 202349.0 | 654.0 | 3294.0 | 0.0 | 501577.0 | -150054.0 | 52709.0 | 97345.0 | 150054.0 | 2019-20 |
| 3239.0 | 2532.0 | 208024.0 | 2553.0 | 4718.0 | 0.0 | 538983.0 | -183466.0 | 68414.0 | 115052.0 | 183466.0 | 2020-21 |
| 3040.0 | 2595.0 | 221948.0 | 136.0 | 4789.0 | 0.0 | 593500.0 | -201308.0 | 77020.0 | 124288.0 | 201308.0 | 2021-22 |
| 3732.0 | 2873.0 | 241607.0 | 1097.0 | 3520.0 | 0.0 | 660507.0 | -224244.0 | 83819.0 | 140425.0 | 224244.0 | 2022-23 |
| 3768.0 | 2828.0 | 277582.0 | 502.0 | 8420.0 | 0.0 | 761785.0 | -257885.0 | 102490.0 | 155395.0 | 257885.0 | 2023-24 ^P |

Appendix : Weights & Measures

| | | | | | |
|--------------|---|------------------|--------------------|---|---------------------------|
| 1 Maund | = | 37.324 Kgs. | 1 Bale | = | 180 Kgs. |
| | = | 82.285 lbs. | | = | 4.823 Mds. |
| 1 Seer | = | 0.933 Kg. | 1 Metric Ton | = | 1000 Kgs. |
| | | | | = | 26.792 Mds. |
| 1 Pound (lb) | = | 0.4536 Kg. | 1 Long Ton | = | 1016.05 Kgs. |
| 1 Tola | = | 11.66 gms. | | = | 27.223 Mds. |
| | | | 1 Metre | = | 39.37 Inches |
| 1 Ounce | = | 2.43 Tola | | = | 3.2808 Ft. |
| | = | 28.35 gms. | | | |
| | | | 1 Sq. Metre | = | 10.764 Sq. Ft. |
| 1 Troy ounce | = | 2.666 Tola | 1 Mile | = | 1.6093 Km. |
| | = | 31.1034768 gms. | 1 Feet | = | 0.3048 Metre |
| 1 Quintal | = | 100 Kgs. | 1 Sq. Ft. | = | 0.0929 Sq. Metre |
| | = | 220.5 lbs. | 1 Bigha | = | 0.3306 Acre |
| | = | 2.679 Mds. | | = | 1600 Sq. Yards |
| | = | 0.1 Metric Ton | | | |
| | | | 1 Katha | = | 1.65 Decimal |
| 1 Litre | = | 0.22 Gallon | | = | 720 Sq. Ft. |
| | = | 1000 CC | | = | 66.89 Sq. Metre |
| | = | 0.027 Bushel | | | |
| | | | 1 Decimal | = | 435.6 Sq. Ft. |
| 1 Barrel | = | 34.9726 Gallon | 1 Acre | = | 0.405 Hectare |
| | = | 0.125 M. T. | | = | 4840 Sq. Yards |
| | | | | = | 4046.8468 Sq. Metre |
| 1 Crore | = | 10 Millions | | = | 100 Decimals |
| | = | 100 Lacs. | | | |
| | = | 0.01 Billion | 1 Hectare | = | 2.47 Acres |
| | | | 1(⁰ F) | = | 1.8(⁰ C) + 32 |
| 1 Megawatt | = | 1000 Kilo Watts. | 1 Bushel | = | 36.37 Litres |

Note : F & C indicate Fahrenheit & Celsius Scale Respectively