

Monthly Report On
Government Borrowing from Domestic Sources¹

July-June, FY'17



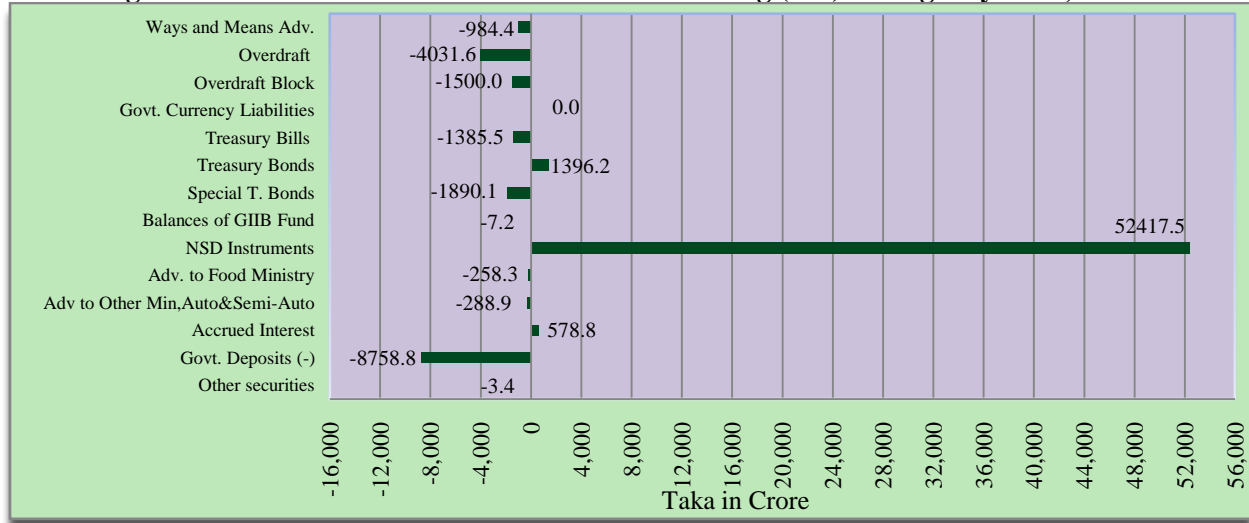
Research Department
Bangladesh Bank

¹The report has been prepared by Money and Banking Division, Research Department, Bangladesh Bank (the Central Bank of Bangladesh). Comments are welcome to E-mail: mohammad.abdul@bb.org.bd.

Government Borrowing from Domestic Sources during July-June of FY'17

The government borrows from two domestic sources: banking system through Treasury Bills (T-Bills) & Bond and the non-banking system mainly through National Savings Directorate (NSD). Govt. borrowing from banking sector decreased in FY'17. Instrument-wise govt. domestic borrowing (net) during July-June, FY'17 is depicted in Figure-1.

Figure-1: Instrument-wise Govt. Domestic Borrowing (Net) during July-June, FY'17



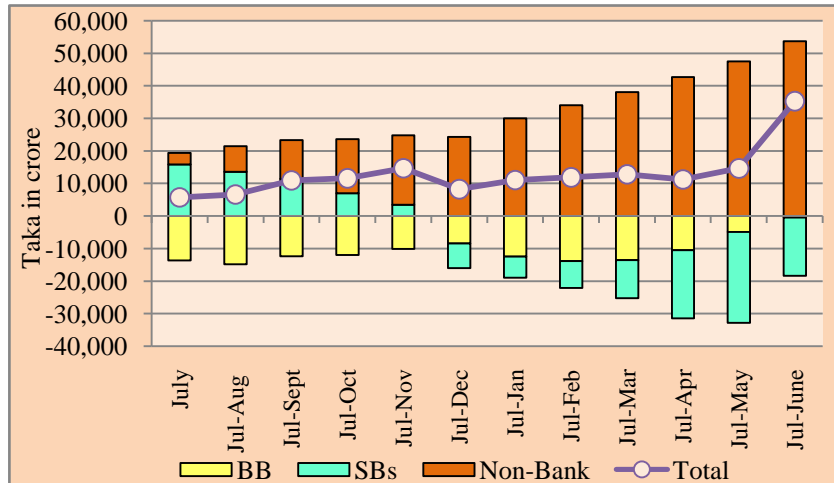
Source: Debt Management Department, Statistics Department, Bangladesh Bank, National Savings Directorate, June 2017

Govt. domestic borrowing (net) stood at Tk.35284.2 crore in FY'17 after the adjustments with T-Bills and Bonds, NSD, Ways and Means Advances (WMA), advances to Food Ministry and other Ministries, Overdraft (OD) current and block accounts, accrued interest, and advances and deposits of autonomous and semi-autonomous bodies, balances of GIB (Government Islamic Investment Bond) fund as well as deduction of cash balance in the form of govt. deposits with Bangladesh Bank and scheduled banks (i.e. including banking and nonbanking sources).

It may be noted that the amount was Tk. 14632.6 crore and Tk.37020.8 crore during July-May of FY'17 and July-June of FY'16 respectively. The govt. domestic borrowing (net) during July-June, FY'17 is 4.7 percent lower than that of the same period of the previous year. It may be mentioned that Govt. borrowed Tk. 52417.5 crore through NSD instruments in FY'17. It is observed that govt. deposits increased by Tk. 8758.8 crore (net) with the banking system during this period. Deposits with Bangladesh Bank (BB) decreased by Tk. 17.9 crore and deposits with scheduled banks (SBs) increased by Tk. 8776.7 crore.

From Figure-2, it is observed that the net borrowing from banking system is positive for the month of July, FY'17. After that, the govt. borrowed successively less than the amount of repayment and holding cash balances through banking system up-to July-June, FY'17.

Figure-2: Movements in Government Domestic Borrowing during July-June, FY'17



Source: Debt Management Department and Statistics Department of Bangladesh Bank, National Savings Directorate, June 2017.

Govt. borrowing from the banking system decreased by Tk. 18405.0 crore during July-June of FY'17. On the other hand, total non-bank govt. borrowing (net) stood at Tk.53689.2 crore during the period. As a result, govt. borrowing (net) from the domestic sources during July-June of FY'17 stood at Tk. 35284.2 crore. The movement in net govt. borrowing from different domestic sources during July-June of FY'17 is demonstrated in Figure-2.

Figure-3: Monthly Trends in Government Domestic Borrowing during July-June of FY'17

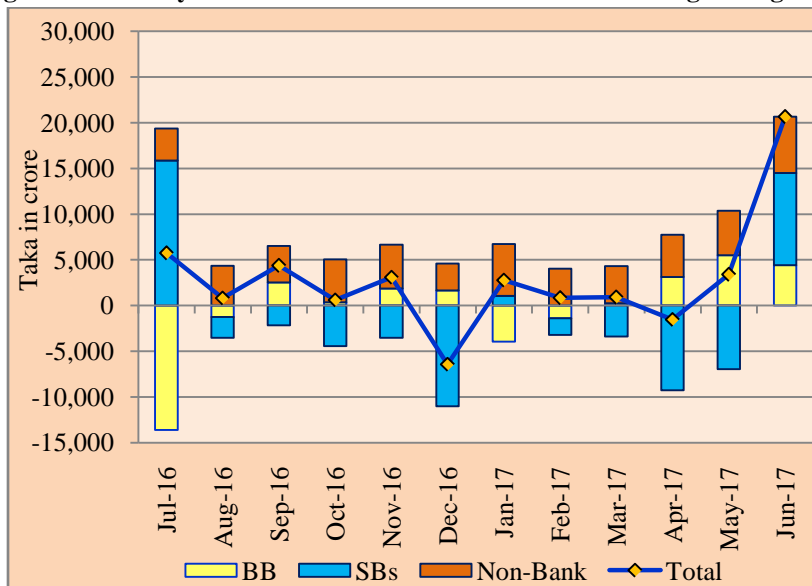
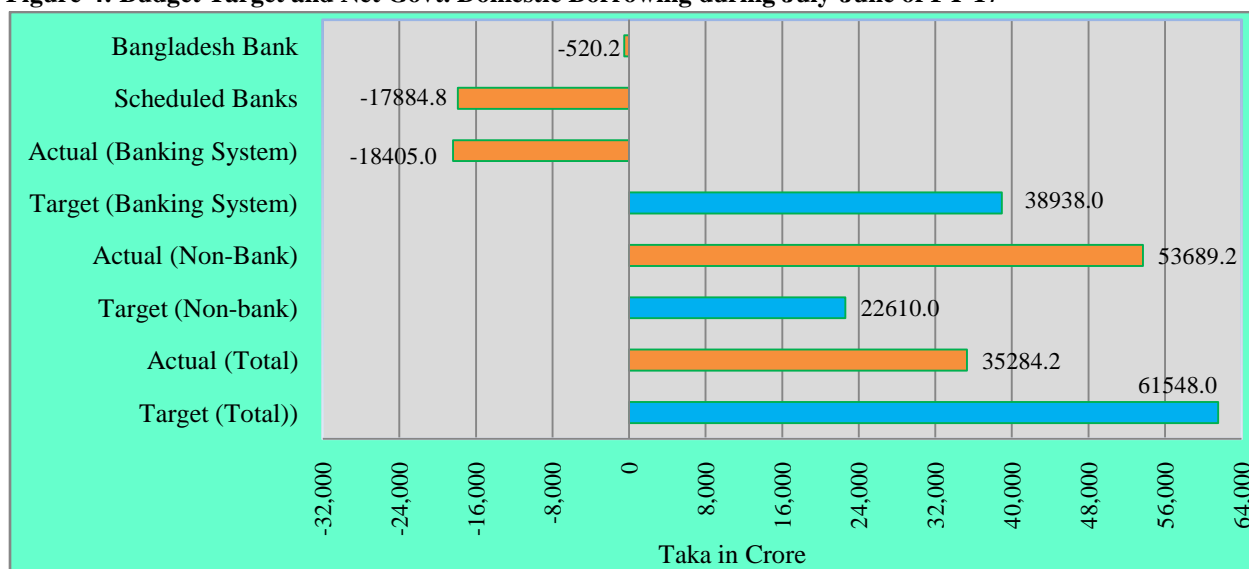


Figure-3 shows the monthly movement of government's net domestic borrowing during July-June of FY'17. The net borrowing sharply increased by TK. 20651.5 crore (borrowed TK. 10053.3 crore from SBs, TK. 4433.5 crore from BB & TK. 6164.8 crore from non-bank respectively) in June, 17. Govt. borrowing increased by TK. 3387.4 crore in May, 17.

Source: Debt Management Department and Statistics Department of Bangladesh Bank, National Savings Directorate, June 2017.

In the budget of FY'17, Tk.61548.0 crore has been fixed for borrowing from domestic sources by the government of which Tk.38938.0 crore and Tk.22610.0 crore have been targeted to borrow from banking and non-banking sources respectively. During July-June of FY'17, the net repayment and holding of cash balances with Bangladesh Bank stood at Tk. 520.2 crore. On the other hand, the net repayment and holding of cash balances with scheduled banks stood at Tk. 17884.8 crore during the same period.

Figure-4: Budget Target and Net Govt. Domestic Borrowing during July-June of FY'17



Source: Debt Management Department and Statistics Department of Bangladesh Bank, National Savings Directorate, June 2017.

A comparative picture of government total budget target and actual domestic borrowing situation during July-June of FY'17 is shown in Figure-4. During the period, govt. repaid (net) Tk. 3151.2 crore through T-Bills and Bonds from the banking system. However, government total borrowing from other than banks (including NSD, T-Bills and Bonds) stood at Tk. 53689.2 crore. Government borrowed Tk. 52417.5 crore through NSD instruments during the period. The total net government domestic borrowings (banking and non-banking sources) stood at Tk. 35284.2 crore during July-June of FY'17 which is 57.3 percent of total budget target.

Major Changes/Findings of the Govt. Borrowings from Domestic Sources:

- Total Govt. domestic borrowings (net) from banking system decreased by Tk.184.1 billion in FY'17.
- Govt. borrowed Tk. 536.9 billion (of which Tk. 524.2 billion through NSD instruments) from other than banks in FY'17, which exceeded the total budget target from non-banking sources.
- As the interest rate of NSD certificate is significantly higher than any other interest rate prevailing in the domestic market, Govt. borrowing is increasing much through NSD certificate.

Table I : Government Borrowing Position from the Banking System during July-June of FY17

Sl. No.	Particulars	Issue and Maturity date	Objectives	Outstanding as on 30 June 16	Outstanding as on 31 May 17	Outstanding as on 30 June 17	(Provisional) (Taka in crore)	
							Change (+) / (-)	
							June 17 8=(7-6)	July-June 9=(7-5)
A. Bangladesh Bank								
1.	Ways and Means Advances		To increase Government cash balance	4000.0	435.9	3015.6	2579.6	-984.4
2.	Overdraft			4031.6	0.0	0.0	0.00	-4031.6
3.	Overdraft Block			7185.0	5685.0	5685.0	0.0	-1500.0
4.	Devolvement			4678.6	4224.5	5031.1	806.7	352.6
	a) Treasury Bills			1562.9	573.9	811.6	237.8	-751.2
	b) Treasury Bonds			3115.7	3650.6	4219.5	568.9	1103.8
5.	Government Currency Liabilities			2026.3	2026.3	2026.3	0.0	0.0
6.	Advances to Autonomous and Semi-autonomous Bodies			0.0	0.0	0.0	0.0	0.0
7.	Accrued Interest			73.9	98.0	108.4	10.4	34.5
8.	Government Deposits ⁽⁸⁾ (-)			-47.1	-43.1	-29.2	13.9	17.9
9.	BB's Balances of GIB Fund (-)			-8590.3	-4022.4	-2999.5	1022.9	5590.8
A. Total : (1 +...+ 9)⁽⁸⁾				13358.0	8404.2	12837.7	4433.5	-520.2
B. Deposit Money Banks (DMBs)								
1. Government Treasury Bills				24061.1	12977.6	23518.5	10540.9	-542.6
	i) Treasury Bills (Less than 1 year)		To increase Government cash balance	24061.1	12977.6	23518.5	10540.9	-542.6
2. Bangladesh Govt. Treasury Bonds (BGTB)				100829.5	98011.5	99758.5	1747.0	-1071.1
	i) 2-years Bangladesh Govt. Treasury Bonds		To increase long-term investment of different banks, non-bank financial institutions and employees GF of different companies	8521.5	6633.8	7108.8	475.0	-1412.7
	ii) 5-years Bangladesh Govt. Treasury Bonds			26336.6	24474.9	24503.6	28.7	-1833.0
	iii) 10-years Bangladesh Govt. Treasury Bonds			38596.0	38245.5	38775.5	530.1	179.5
	iv) 15-years Bangladesh Govt. Treasury Bonds			15365.0	15962.5	16284.7	322.3	919.7
	v) 20-years Bangladesh Govt. Treasury Bonds			12010.5	12694.9	13085.9	391.0	1075.4
3. Others Treasury Bonds				13887.7	12014.0	11997.6	-16.4	-1890.1
a) 5 Years and above (Specialized Bonds)				13887.7	12014.0	11997.6	-16.4	-1890.1
	i) 6, 7 & 10-years (BJMC&BTMC) interest free Treasury Bond-2016, 2017 & 2020 ⁽¹⁾	Issued 16 Jan-2011 and maturity date 16 January 2017, 18 & 21 respectively	To repay the loan of BJMC & BTMC	677.9	339.0	339.0	0.0	-338.9
	ii) 25-years (Jute) Treasury Bond-2018 bearing 5.0 percent interest ⁽²⁾	Issued 1 Nov-1993 and maturity date 1 Nov-2018	To compensate for the liquidation of jute sector credit	53.2	29.6	29.6	0.0	-23.6
	iii) 25-years (Jute) Treasury Bond-2019 bearing 5.0 percent interest ⁽³⁾	Issued 30 Jun-1994 and maturity date 30 Jun-2019	To compensate for the liquidation of jute sector credit	36.9	36.9	20.5	-16.4	-16.4
	iv) 25-years (Jute) Treasury Bond-2020 bearing 5.0 percent interest ⁽⁴⁾	Issued 1 Jul-1995 and maturity date 1 Jul-2020	To reimburse one-third of the debt due to jute mills' loan write-off by the private banks.	11.6	8.9	8.9	0.0	-2.7
	v) 10-years to 15-years (BPC) Treasury Bond bearing 5.0 percent interest	Issued 25 Sep-2007 and Maturity date from 25 Sep-2014 to 25 Sep-2022	To repay the loan of Bangladesh Petroleum Corporation	2922.5	2922.5	2922.5	0.0	0.0
	vi) 5-years and 6-years (BPC) Treasury Bond bearing 7.0 percent interest ⁽⁵⁾	Issued 5 Oct 2011 and 26 Dec 2011 and Maturity date 5 Oct-2016 and 26	To repay the loan of Bangladesh Petroleum Corporation	2100.0	950.0	950.0	0.0	-1150.0
	vii) 5-years to 13-years BJMC Treasury Bond bearing 5.0 percent interest ⁽⁶⁾	Issued 23 Oct-2011 and maturity date 23 October 2016, 20, 22 & 24 respectively	To repay the loan of BJMC	2150.4	1792.0	1792.0	0.0	-358.4
	viii) 7-years SPTB-2020 bearing 7.0 percent interest	Issued 29 June-2013 and maturity date 29 June-2020		2000.0	2000.0	2000.0	0.0	0.0
	ix) 8-years SPTB-2021 bearing 7.0 percent interest	Issued 29 June-2013 and maturity date 29 June-2021	To increase Government cash balance	2000.0	2000.0	2000.0	0.0	0.0
	x) 10-years SPTB-2023 bearing 7.0 percent interest	Issued 29 June-2013 and maturity date 29 June-2023		1935.1	1935.1	1935.1	0.0	0.0
4. Sub-Total : (1+2+3)				138778.4	123003.1	135274.6	12271.5	-3503.8
5.	Prize Bond/Income Tax Bond			30.5	27.4	26.4	-1.0	-4.1
6.	Government's other Securities			2.8	3.6	3.5	-0.1	0.7
7.	Advances to Food Ministry			549.4	255.1	291.1	36.0	-258.3
8.	Advances to Other Ministries			1453.8	1593.1	1657.5	64.4	203.7
9.	Advances to Auto./Semi-Autonomous Bodies			1908.4	1453.6	1415.8	-37.8	-492.6
10.	Accrued Interest			2908.7	3854.9	3453.0	-401.9	544.3
11.	Deposits of Ministries and Departments (-)			-21805.5	-22861.4	-26630.1	-3768.7	-4824.6
12.	Deposits of Auto./Semi-Autonomous Bodies (-)			-34069.1	-40849.2	-38021.2	2828.0	-3952.1
13. SBs's Balances of GIB Fund (+ii)				8414.5	3753.6	2816.5	-937.1	-5598.0
	i) Investment to GIB Fund			12189.1	8613.2	8276.1	-337.1	-3913.0
	ii) Borrowing from GIB Fund (-)			-3774.6	-4859.6	-5459.6	-600.0	-1685.0
B. Total : (4+...+13)				98171.9	70233.8	80287.1	10053.3	-17884.8
Grand Total : (A+B)⁽⁸⁾				111529.8	78638.1	93124.8	14486.7	-18,405.0

Notes: @/ Including other deposits.

1/ 2 year Bangladesh Government Treasury Bond was introduced in May 2013

2/ An amount of Tk. 2.7 crore was paid in July 2016 against the outstanding of Tk. 11.6 crore in June 2016

3/ *Including GIB Fund

4/ An amount of Tk. 16.4 crore was paid in June 2017 against the outstanding of Tk. 36.9 crore in June 2016

5/ An amount of Tk. 1150.0 crore was paid upto December 2016 against the outstanding of Tk. 2100 crore in June 2016

6/ An amount of Tk. 358.4 crore was paid in October 2016 against the outstanding of Tk. 2150.4 crore in June 2016

7/ An amount of Tk. 23.6 crore was paid in November 2016 against the outstanding of Tk. 53.2 crore in June 2016

8/ An amount of Tk. 338.9 crore was paid in January 2017 against the outstanding of Tk. 677.9 crore in June 2016

Source: Debt Management Department, Statistics Department, Bangladesh Bank (Figures of Treasury Bills and Bonds (Including Special Bonds) are collected from DMD).

Table-II: Government Borrowing (Net) from Other than Banks during July-June of FY17

(Taka in Crore)

Sl. No.	Particulars	July-June 2016				July-June 2017			
		Sale	Repayment		Net Sale	Sale	Repayment		Net Sale
			Principal	Interest			Principal	Interest	
1	2	3	4	5	6 = (3-4)	7	8	9	10 = (7-8)
	NSD Instruments								
1.	Defence Savings Certificate	0.0	5.0	4.8	-5.0	0.0	2.1	3.0	-2.1
2.	5-year Bangladesh Savings Certificate	6199.2	2411.0	981.9	3788.2	6564.1	1533.1	552.9	5031.0
3.	3-year Savings Certificate	0.0	11.4	0.0	-11.4	0.0	0.0	0.0	0.0
4.	Bonus Savings Certificate	0.0	0.0	0.0	0.0	0.0	0.0	0.0	0.0
5.	6-month interest bearing Savings Certificate	0.0	1.3	0.0	-1.3	0.0	0.0	0.0	0.0
6.	Family Savings Certificate	19150.4	4437.8	4898.9	14712.6	27804.4	6827.9	7789.4	20976.5
7.	3-month interest bearing Savings Certificate	14274.4	5843.6	2486.8	8430.8	20998.0	6539.7	3918.9	14458.3
8.	Jamanat Savings Certificate	0.0	5.3	0.4	-5.3	0.0	0.0	0.0	0.0
9.	Pensioner Savings Certificate	3465.2	1699.2	773.1	1765.9	5521.3	1373.3	1122.8	4148.0
10.	Post Office Savings Bank	8805.7	5003.7	1307.1	3802.0	12714.4	6010.1	1854.2	6704.3
	a) General Account	1746.2	1444.4	41.9	301.7	2355.7	1936.3	282.6	419.4
	b) Fixed Account	7059.5	3559.3	1265.2	3500.3	10358.7	4073.8	1571.6	6284.9
	c) Bonus Account	0.0	0.0	0.0	0.0	0.0	0.0	0.0	0.0
11.	Postal Life Insurance	69.5	94.9	0.5	-25.4	87.4	85.9	24.2	1.6
12.	Prize Bond	68.5	47.8	13.7	20.7	81.9	39.9	20.3	42.0
13.	Wage Earners' Development Bond	1228.5	202.5	551.6	1026.0	1104.7	187.8	459.9	916.9
14.	3-year National Investment Bond	0.0	1.0	0.2	-1.0	0.0	0.9	0.1	-0.9
15.	US \$ Premium Bond	46.2	41.3	24.7	4.9	15.0	24.9	16.1	-10.0
16.	US \$ Investment Bond	404.9	218.1	106.8	186.8	243.6	91.7	55.1	151.9
17.	Total : (1+...+15)	53712.5	20023.8	11150.5	33688.6	75134.7	22717.3	15816.9	52417.5
			Outstandings as on June 2016		Net Changes		Outstandings as on June 2017		Net Changes
18.	Govt. Treasury Bills/Bonds		24093.5		517.4		25365.2		1271.8
	i) Government Treasury Bills		312.31		-572.5		220.61		-91.7
	ii) Bangladesh Govt. Treasury Bonds (BGTBs)		23781.2		1089.9		25144.64		1363.5
	a) 2-year Bangladesh Government Treasury Bonds		468.68		-396.9		371.71		-97.0
	b) 5-year Bangladesh Government Treasury Bonds		6089.62		220.3		5778.13		-311.5
	c) 10-year Bangladesh Government Treasury Bonds		9822.22		1006.2		10291.43		469.2
	d) 15-year Bangladesh Government Treasury Bonds		3062.55		206.7		3788.15		725.6
	e) 20-year Bangladesh Government Treasury Bonds		4338.12		53.6		4915.22		577.1
19.	Total Non-bank Government Borrowing (net) : (17+18)				34206.0				53689.2

Sources : National Savings Directorate, Debt Management Department, BB.